

COVID-19: vaccine summary

Vaccination data through Apr 5, 2021 as of Apr 6, 2021 at 12:05 AM

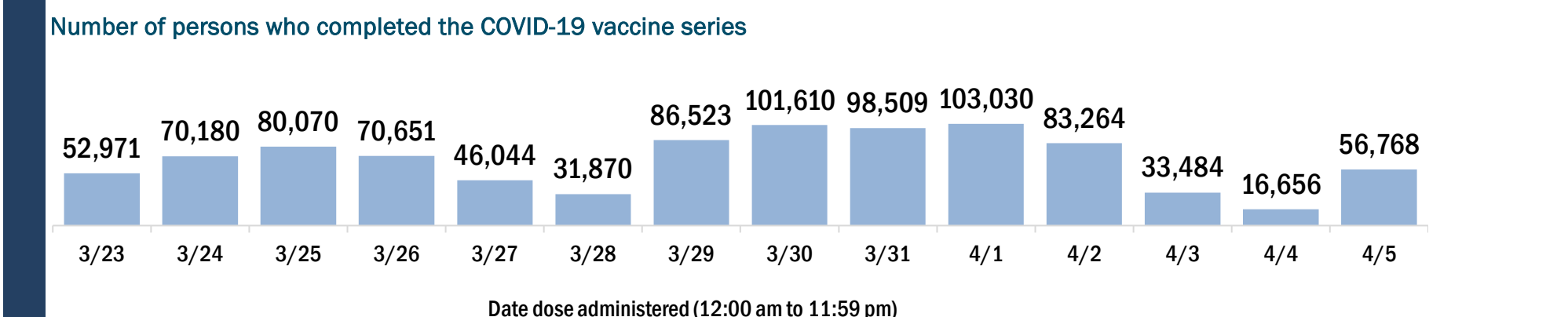
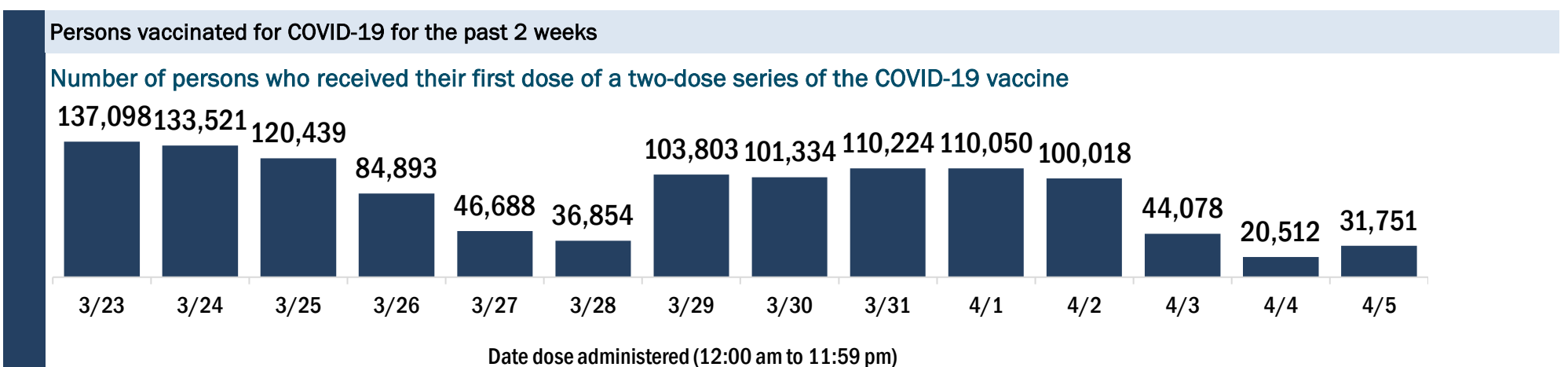
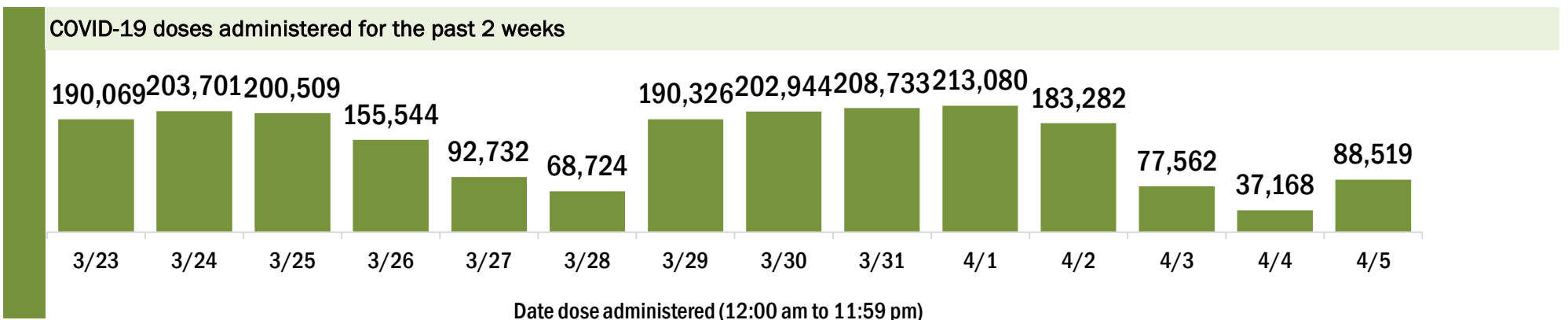
Data in this report are provisional and subject to change.

Data in this summary pertain to COVID-19 vaccines approved by the U.S. Food and Drug Administration and have been issued an Emergency Use Authorization (Janssen COVID-19 Vaccine, Moderna COVID-19 Vaccine and Pfizer-BioNTech COVID-19 Vaccine). These data summarize the number of people who have received either their first dose or have completed the series for a COVID-19 vaccine. **A person can only be counted in one category, first dose or series complete.** For persons receiving Moderna or Pfizer vaccines, once they receive their second dose, they are moved from the first dose column to the series completed column. **Because of this, the total first dose category may show a change from report to report not matching the total receiving their first dose from the previous day.** Persons receiving Johnson & Johnson vaccines will always be counted in the series completed column.

COVID-19 doses for vaccinated persons in Florida	
Doses	9,922,411
People receiving one dose of a 1-dose series (Johnson & Johnson) or receiving only one dose of a 2-dose series (Moderna, Pfizer) count once. Persons receiving both doses of a 2-dose series count twice.	

Current status of persons vaccinated for COVID-19 in Florida	
Total people vaccinated	6,437,330
First dose	2,667,663
Series completed	3,769,667
Completed 1-dose series	284,586
Completed 2-dose series	3,485,081
First dose: current number of people who have only received their first dose of the Moderna or Pfizer vaccine.	
Series complete: current number of people who have received both Moderna or Pfizer vaccine doses or one Johnson & Johnson dose and are considered fully immunized.	

Demographic summary	First dose	Series complete	Total people vaccinated
Age group	2,667,663	3,769,667	6,437,330
16-24 years	82,373	57,072	139,445
25-34 years	145,509	161,087	306,596
35-44 years	263,429	221,343	484,772
45-54 years	475,257	307,777	783,034
55-64 years	826,484	489,909	1,316,393
65-74 years	483,581	1,426,655	1,910,236
75-84 years	284,579	829,286	1,113,865
85+ years	106,451	276,538	382,989
Race	2,667,663	3,769,667	6,437,330
American Indian/Alaskan	9,919	13,301	23,220
Black	171,851	245,399	417,250
Other	256,735	393,948	650,683
Unknown	484,939	492,394	977,333
White	1,744,219	2,624,625	4,368,844
Other race includes Asian, native Hawaiian/Pacific Islander, or other.			
Ethnicity	2,667,663	3,769,667	6,437,330
Hispanic	382,051	478,143	860,194
Non-Hispanic	1,312,082	2,071,937	3,384,019
Unknown	973,530	1,219,587	2,193,117
Gender	2,667,663	3,769,667	6,437,330
Female	1,470,322	2,177,039	3,647,361
Male	1,184,183	1,588,508	2,772,691
Unknown	13,158	4,120	17,278



COVID-19: vaccine summary

Vaccination data through Apr 5, 2021 as of Apr 6, 2021 at 12:05 AM

Data in this report are provisional and subject to change.

This table summarizes the number of people who have received either their first dose or have completed the series for a COVID-19 vaccine. A person can only be counted in one category, first dose or series complete. Persons receiving Johnson & Johnson vaccines will always be counted in the series completed column (see previous page for additional information).

County of residence	Yesterday (Apr 5)			Cumulative		
	First dose	Series complete	Total people vaccinated	First dose	Series complete	Total people vaccinated
Alachua	243	320	563	30,830	56,589	87,419
Baker	49	9	58	1,467	2,822	4,289
Bay	152	850	1,002	13,158	27,256	40,414
Bradford	56	26	82	1,228	3,152	4,380
Brevard	983	1,457	2,440	75,452	100,187	175,639
Broward	1,622	4,969	6,591	240,470	330,101	570,571
Calhoun	1	4	5	566	1,910	2,476
Charlotte	206	344	550	41,044	44,775	85,819
Citrus	121	376	497	19,518	30,347	49,865
Clay	621	492	1,113	17,623	31,533	49,156
Collier	163	497	660	54,045	88,362	142,407
Columbia	45	44	89	3,817	8,463	12,280
Dade	3,469	9,631	13,100	341,386	478,106	819,492
Desoto	44	45	89	3,922	4,060	7,982
Dixie	2	28	30	1,060	1,747	2,807
Duval	2,316	3,019	5,335	101,714	151,785	253,499
Escambia	811	740	1,551	28,634	49,075	77,709
Flagler	145	582	727	15,581	26,004	41,585
Franklin	31	7	38	959	2,403	3,362
Gadsden	98	61	159	4,353	8,296	12,649
Gilchrist	1	20	21	860	2,187	3,047
Glades	8	78	86	519	1,535	2,054
Gulf	27	10	37	1,017	2,623	3,640
Hamilton	6	13	19	714	1,601	2,315
Hardee	37	28	65	1,765	2,589	4,354
Hendry	90	54	144	3,705	4,212	7,917
Hernando	198	202	400	22,051	31,139	53,190
Highlands	71	323	394	17,754	17,163	34,917
Hillsborough	1,997	3,045	5,042	186,368	190,110	376,478
Holmes	3	2	5	905	2,268	3,173
Indian River	682	235	917	26,240	39,116	65,356
Jackson	18	67	85	2,889	7,249	10,138
Jefferson	29	13	42	1,208	2,733	3,941
Lafayette	0	0	0	402	1,185	1,587
Lake	352	629	981	49,057	79,058	128,115
Lee	631	1,018	1,649	108,111	137,906	246,017
Leon	429	391	820	33,895	50,824	84,719
Levy	17	55	72	2,916	5,637	8,553
Liberty	1	0	1	328	1,005	1,333
Madison	5	4	9	1,233	2,946	4,179
Manatee	506	1,875	2,381	64,408	69,305	133,713
Marion	1,070	615	1,685	37,915	65,387	103,302
Martin	136	148	284	19,331	37,799	57,130
Monroe	48	55	103	11,470	14,270	25,740
Nassau	51	141	192	8,332	19,647	27,979
Okaloosa	152	533	685	14,438	31,430	45,868
Okeechobee	22	47	69	3,223	5,222	8,445
Orange	2,903	4,817	7,720	156,028	193,236	349,264
Osceola	803	747	1,550	39,394	45,980	85,374
Out-Of-State	716	991	1,707	80,225	70,439	150,664
Palm Beach	1,530	4,429	5,959	168,859	301,207	470,066
Pasco	709	766	1,475	66,858	80,917	147,775
Pinellas	2,165	3,096	5,261	135,865	186,377	322,242
Polk	739	2,819	3,558	76,762	93,906	170,668
Putnam	31	48	79	6,722	8,468	15,190
Santa Rosa	344	329	673	16,988	27,565	44,553
Sarasota	1,847	2,415	4,262	87,035	107,077	194,112
Seminole	423	876	1,299	51,827	71,955	123,782
St. Johns	359	461	820	36,293	65,582	101,875
St. Lucie	314	369	683	29,734	56,264	85,998
Sumter	59	333	392	20,883	55,314	76,197
Suwannee	22	39	61	2,309	5,526	7,835
Taylor	27	32	59	1,737	2,762	4,499
Union	45	6	51	640	1,379	2,019
Unknown	13	34	47	3,235	2,273	5,508
Volusia	717	919	1,636	57,497	100,524	158,021
Wakulla	36	31	67	2,743	5,351	8,094
Walton	174	90	264	6,813	11,682	18,495
Washington	9	20	29	1,335	2,764	4,099
Total	31,750	56,769	88,519	2,667,663	3,769,667	6,437,330