

COVID-19: vaccine summary

Vaccination data through Jun 1, 2021 as of Jun 2, 2021 at 12:05 AM

Data in this report are provisional and subject to change.

Data in this summary pertain to COVID-19 vaccines approved by the U.S. Food and Drug Administration and have been issued an Emergency Use Authorization (Janssen COVID-19 Vaccine, Moderna COVID-19 Vaccine and Pfizer-BioNTech COVID-19 Vaccine). These data summarize the number of people who have received either their first dose or have completed the series for a COVID-19 vaccine. **A person can only be counted in one category, first dose or series complete.** For persons receiving Moderna or Pfizer vaccines, once they receive their second dose, they are moved from the first dose column to the series completed column. **Because of this, the total first dose category may show a change from report to report not matching the total receiving their first dose from the previous day.** Persons receiving Johnson & Johnson vaccines will always be counted in the series completed column.

COVID-19 doses for vaccinated persons in Florida

Doses 17,900,766

People receiving one dose of a 1-dose series (Johnson & Johnson) or receiving only one dose of a 2-dose series (Moderna, Pfizer) count once. Persons receiving both doses of a 2-dose series count twice.

Current status of persons vaccinated for COVID-19 in Florida

Total people vaccinated 10,365,752

First dose 2,013,507

Series completed 8,352,245

Completed 1-dose series 817,231

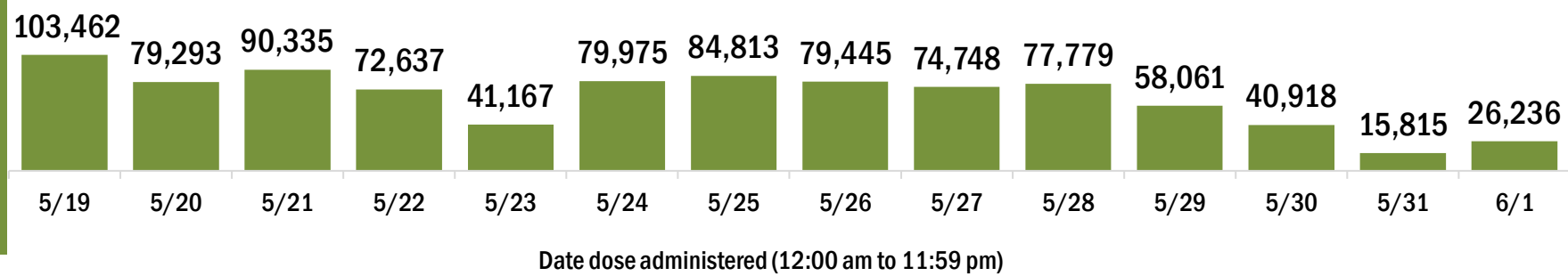
Completed 2-dose series 7,535,014

First dose: current number of people who have only received their first dose of the Moderna or Pfizer vaccine.

Series complete: current number of people who have received both Moderna or Pfizer vaccine doses or one Johnson & Johnson dose and are considered fully immunized.

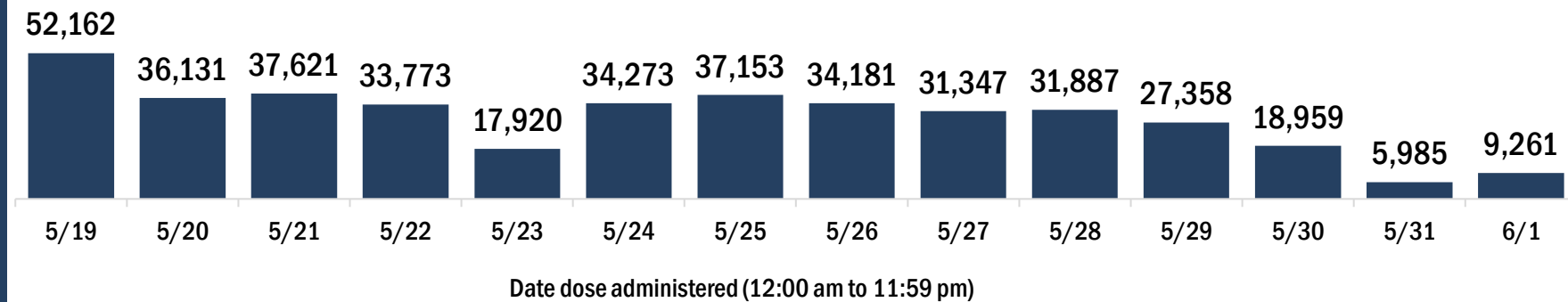
Demographic summary	First dose	Series complete	Total people vaccinated
Age group	2,013,507	8,352,245	10,365,752
12-14 years	89,081	120	89,201
15-24 years	256,063	512,931	768,994
25-34 years	246,510	731,510	978,020
35-44 years	270,819	938,200	1,209,019
45-54 years	289,855	1,203,788	1,493,643
55-64 years	318,164	1,667,207	1,985,371
65-74 years	297,750	1,883,949	2,181,699
75-84 years	172,597	1,062,899	1,235,496
85+ years	72,668	351,641	424,309
Race	2,013,507	8,352,245	10,365,752
White	1,217,257	5,592,640	6,809,897
Black	175,243	575,563	750,806
American Indian/Alaskan	11,178	29,997	41,175
Other	265,738	918,890	1,184,628
Unknown	344,091	1,235,155	1,579,246
<small>Other race includes Asian, native Hawaiian/Pacific Islander, or other.</small>			
Ethnicity	2,013,507	8,352,245	10,365,752
Hispanic	496,371	1,386,621	1,882,992
Non-Hispanic	823,473	4,269,195	5,092,668
Unknown	693,663	2,696,429	3,390,092
Gender	2,013,507	8,352,245	10,365,752
Female	1,061,551	4,565,710	5,627,261
Male	941,576	3,773,901	4,715,477
Unknown	10,380	12,634	23,014

COVID-19 doses administered for the past 2 weeks

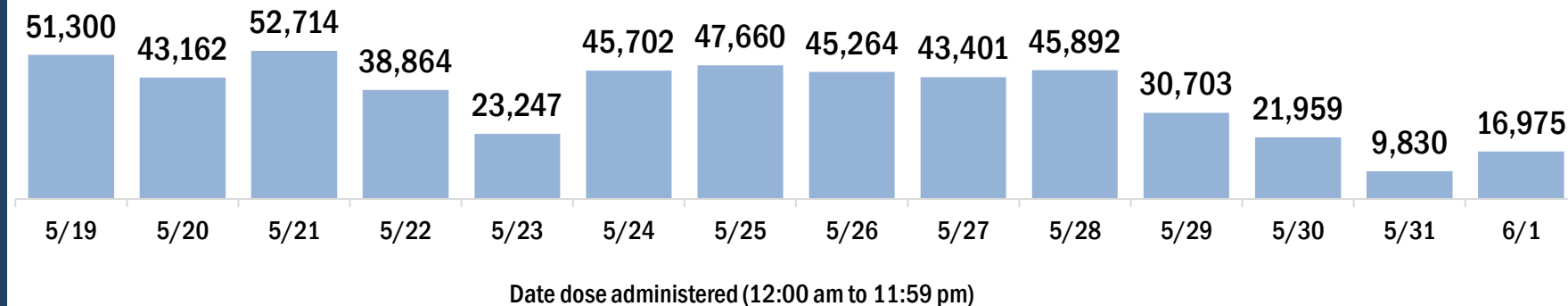


Persons vaccinated for COVID-19 for the past 2 weeks

Number of persons who received their first dose of a two-dose series of the COVID-19 vaccine



Number of persons who completed the COVID-19 vaccine series



COVID-19: vaccine summary

Vaccination data through Jun 1, 2021 as of Jun 2, 2021 at 12:05 AM

Data in this report are provisional and subject to change.

This table summarizes the number of people who have received either their first dose or have completed the series for a COVID-19 vaccine. A person can only be counted in one category, first dose or series complete. Persons receiving Johnson & Johnson vaccines will always be counted in the series completed column (see previous page for additional information).

County of residence	Yesterday (Jun 1)			Cumulative		
	First dose	Series complete	Total people vaccinated	First dose	Series complete	Total people vaccinated
Alachua	41	84	125	17,839	112,624	130,463
Baker	7	17	24	1,521	4,954	6,475
Bay	54	70	124	9,486	48,172	57,658
Bradford	6	7	13	3,082	6,464	9,546
Brevard	130	250	380	43,665	233,428	277,093
Broward	1,211	2,443	3,654	220,128	782,936	1,003,064
Calhoun	2	1	3	481	3,108	3,589
Charlotte	56	135	191	22,882	86,971	109,853
Citrus	29	102	131	9,402	56,503	65,905
Clay	55	63	118	12,020	60,394	72,414
Collier	102	171	273	34,210	177,430	211,640
Columbia	18	46	64	2,506	15,809	18,315
Dade	1,908	3,741	5,649	358,800	1,203,952	1,562,752
Desoto	2	50	52	3,253	10,507	13,760
Dixie	2	7	9	950	3,235	4,185
Duval	390	549	939	64,226	306,945	371,171
Escambia	62	220	282	18,772	90,470	109,242
Flagler	21	33	54	8,638	49,190	57,828
Franklin	6	12	18	491	3,909	4,400
Gadsden	16	57	73	2,710	15,839	18,549
Gilchrist	0	5	5	642	3,962	4,604
Glades	4	8	12	621	4,145	4,766
Gulf	4	12	16	742	4,009	4,751
Hamilton	2	8	10	396	2,992	3,388
Hardee	10	22	32	1,689	5,865	7,554
Hendry	25	23	48	2,386	10,408	12,794
Hernando	54	80	134	13,055	64,302	77,357
Highlands	35	39	74	11,600	34,636	46,236
Hillsborough	797	1,040	1,837	146,794	485,333	632,127
Holmes	7	13	20	538	3,585	4,123
Indian River	27	76	103	19,109	70,143	89,252
Jackson	14	33	47	2,169	11,982	14,151
Jefferson	7	15	22	649	4,935	5,584
Lafayette	2	12	14	365	2,100	2,465
Lake	91	175	266	27,229	149,368	176,597
Lee	254	456	710	61,384	305,243	366,627
Leon	92	163	255	19,944	105,048	124,992
Levy	11	7	18	1,893	11,442	13,335
Liberty	0	1	1	328	1,834	2,162
Madison	3	8	11	963	4,966	5,929
Manatee	76	105	181	32,938	155,854	188,792
Marion	86	151	237	23,036	131,989	155,025
Martin	41	106	147	14,089	67,822	81,911
Monroe	21	14	35	9,199	33,765	42,964
Nassau	17	47	64	3,915	32,569	36,484
Okaloosa	101	108	209	11,130	57,890	69,020
Okeechobee	3	24	27	1,840	10,806	12,646
Orange	826	1,175	2,001	123,892	522,444	646,336
Osceola	259	526	785	36,965	139,322	176,287
Out-Of-State	376	305	681	90,202	162,968	253,170
Palm Beach	482	985	1,467	137,915	609,365	747,280
Pasco	172	241	413	43,475	195,424	238,899
Pinellas	233	477	710	70,051	405,468	475,519
Polk	282	754	1,036	57,603	221,338	278,941
Putnam	28	57	85	4,931	16,905	21,836
Santa Rosa	54	159	213	11,340	51,834	63,174
Sarasota	114	272	386	47,805	211,094	258,899
Seminole	141	180	321	34,170	189,196	223,366
St. Johns	63	75	138	15,929	121,651	137,580
St. Lucie	107	171	278	30,175	113,822	143,997
Sumter	16	37	53	9,450	77,731	87,181
Suwannee	24	45	69	1,701	9,300	11,001
Taylor	3	4	7	1,276	4,970	6,246
Union	3	2	5	667	2,896	3,563
Unknown	30	170	200	3,538	9,167	12,705
Volusia	122	488	610	40,153	200,714	240,867
Wakulla	6	14	20	2,582	9,040	11,622
Walton	10	23	33	5,104	22,340	27,444
Washington	8	6	14	878	5,423	6,301
Total	9,261	16,975	26,236	2,013,507	8,352,245	10,365,752