

Coronavirus: summary of persons being monitored, persons under investigation, and cases

Data through Jul 6, 2020 verified as of Jul 7, 2020 at 09:25 AM

Data in this report are provisional and subject to change.

Monitored persons: people the Florida Department of Health was notified of for possible monitoring because they are a contact of a case, traveled from China, or were identified by the Centers for Disease Control and Prevention (CDC) as a part of a airline/ship contact investigation

Total reports	83,033
Total persons of high, medium, or unknown risk	79,345
High/medium/unknown risk still being monitored	16,415

Persons tested: includes PCR and antigen test results received by the Department of Health from the state public health laboratory (BPHL), as well as commercial and hospital laboratories

Total tested	2,271,267
Positive	213,794
Negative	2,055,400
Inconclusive	2,073
Awaiting testing	1,604

Cases: people with positive PCR or antigen test result

Total cases	213,794
Florida residents	210,594
Non-Florida residents	3,200

Type of testing	
Florida residents	
Positive by BPHL/CDC	8,187
Positive by commercial/hospital lab	202,407
Non-Florida residents	
Positive by BPHL/CDC	161
Positive by commercial/hospital lab	3,039

Characteristics	
Florida residents hospitalized	16,425
Florida resident deaths	3,841
Non-Florida resident deaths	102

Hospitalized counts include anyone who was hospitalized at some point during their illness. It does not reflect the number of people currently hospitalized.

More information on deaths identified through death certificate data is available on the National Center for Health Statistics website at www.cdc.gov/nchs/nvss/vsrr/COVID19/index.htm.

Risk factors for Florida residents	
Traveled	2,703
Contact with a known case	63,486
Traveled and contact with a known case	2,611
Neither	141,794
No travel and no contact	23,203
Travel is unknown	96,223
Contact is unknown	32,025
Contact is pending	84,332

Travel can be unknown and contact can be unknown or pending for the same case, these numbers will sum to more than the "neither" total.

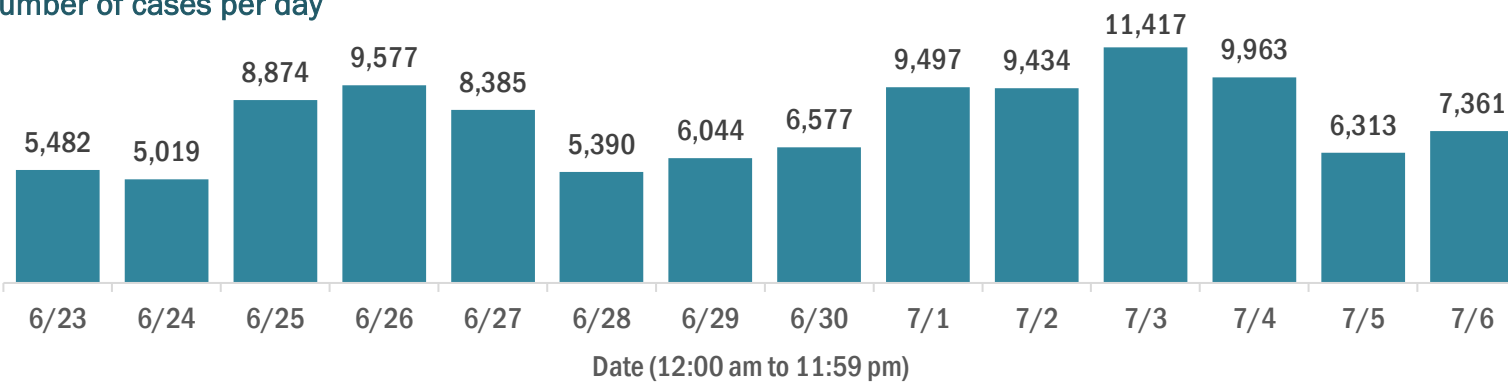
Coronavirus: cases and laboratory testing over time

Data through Jul 6, 2020 verified as of Jul 7, 2020 at 09:25 AM

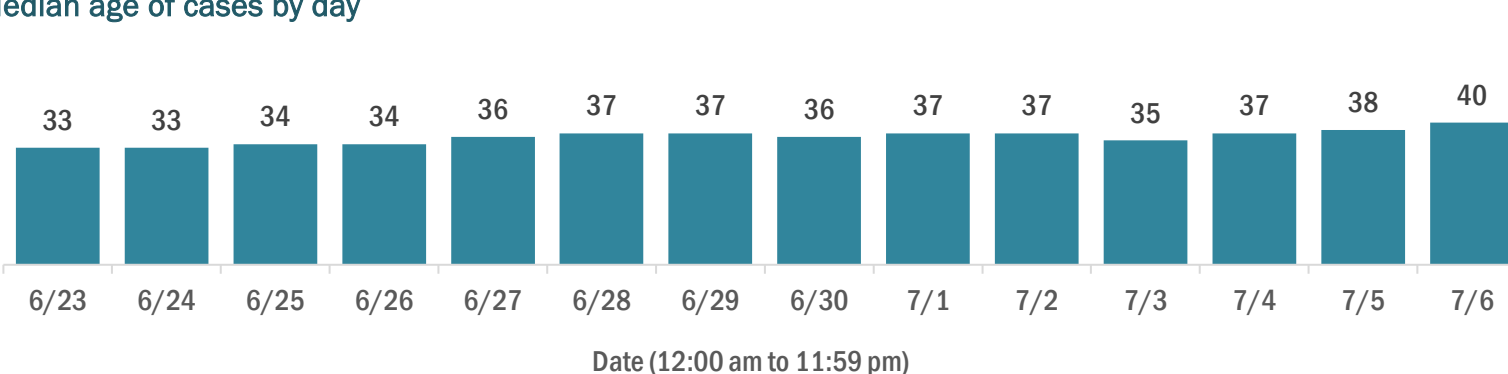
Data in this report are provisional and subject to change.

Cases in Florida residents per day for the past 2 weeks

Number of cases per day



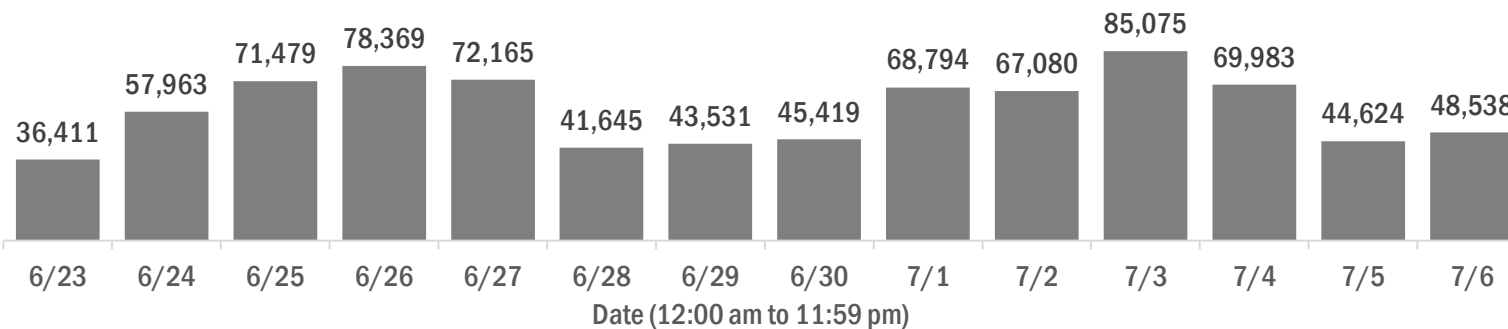
Median age of cases by day



Laboratory testing for Florida residents and non-Florida residents over the past 2 weeks

Number of people tested per day

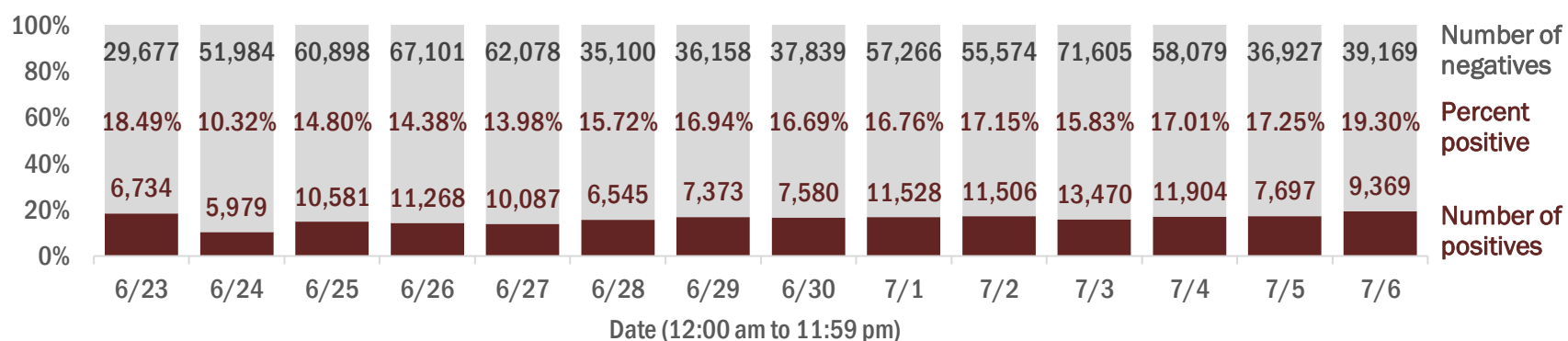
These counts include the number of people for whom the department received PCR or antigen laboratory results by day. People tested on multiple days will be included for each day a new result was received. A person is only counted once for each day they are tested, regardless of whether multiple specimens are tested or multiple results are received.



Number and percent of positive labs

The percent of positive results ranged from 10.32% to 19.30% over the past 2 weeks and was 19.30% yesterday.

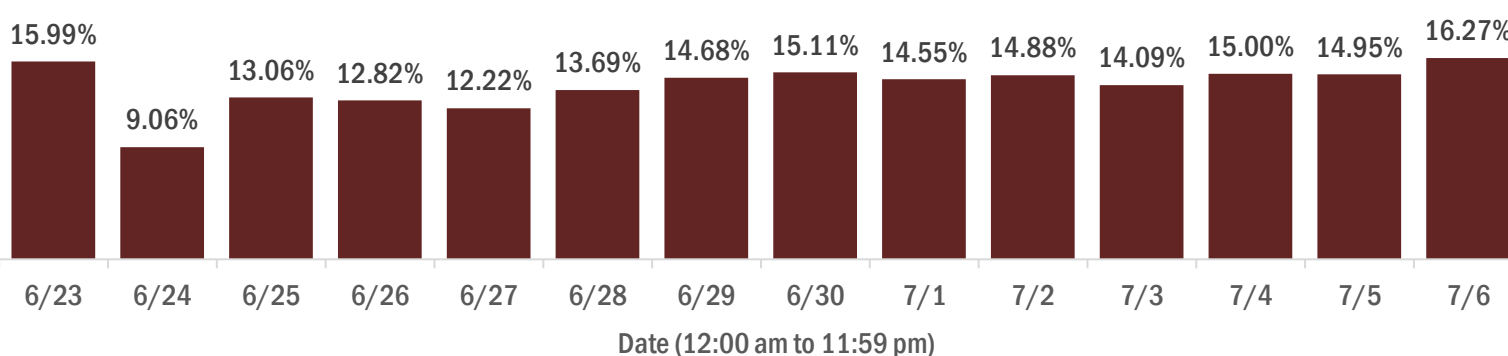
These counts include the number of people for whom the department received PCR or antigen laboratory results by day. People tested on multiple days will be included for each day a new result was received. A person is only counted once for each day they are tested, regardless of whether multiple specimens are tested or multiple results are received. If a person has a positive specimen and a negative specimen in the same day, only the positive result is counted.



Percent positivity for new cases

The percent of positive results ranged from 9.06% to 16.27% over the past 2 weeks and was 16.27% yesterday.

This percent is the number of people who test PCR- or antigen-positive for the first time divided by all the people tested that day, excluding people who have previously tested positive.



Coronavirus: characteristics of 210,594 Florida resident cases

Data through Jul 6, 2020 verified as of Jul 7, 2020 at 09:25 AM

Data in this report are provisional and subject to change.

Age group	Cases	Hospitalizations	Deaths
0-4 years	3,356	2%	77
5-14 years	6,910	3%	62
15-24 years	34,142	16%	391
25-34 years	43,675	21%	1,021
35-44 years	34,076	16%	1,518
45-54 years	32,065	15%	2,209
55-64 years	25,708	12%	2,844
65-74 years	15,417	7%	3,162
75-84 years	9,165	4%	2,876
85+ years	5,749	3%	2,265
Unknown	331	0%	0
Total	210,594	16,425	3,841

Gender	Cases
Female	105,927
Male	103,477
Unknown	1,190
Total	210,594

Ethnicity	Cases	Hospitalizations	Deaths
Hispanic	58,115	28%	5,664
Non-Hispanic	71,892	34%	9,916
Unknown	80,587	38%	845
Total	210,594	16,425	3,841

Race and ethnicity	Cases	Hospitalizations	Deaths
White	86,844	41%	9,814
Hispanic	40,912	19%	4,174
Non-Hispanic	38,652	18%	5,348
Unknown	7,280	3%	292
Black	32,307	15%	4,310
Hispanic	1,601	1%	213
Non-Hispanic	27,447	13%	3,986
Unknown	3,259	2%	111
Other race	18,379	9%	1,801
Hispanic	10,914	5%	1,162
Non-Hispanic	4,308	2%	542
Unknown	3,157	1%	97
Unknown race	73,064	35%	500
Hispanic	4,688	2%	115
Non-Hispanic	1,485	1%	40
Unknown	66,891	32%	345
Total	210,594	16,425	3,841

Hospitalization counts include anyone who was hospitalized at some point during their illness. It does not reflect the number of people currently hospitalized. **Other race** includes any person with a race of American Indian/Alaskan native, Asian, native Hawaiian/Pacific Islander, or other.

Coronavirus: characteristics of 213,794 cases

Data through Jul 6, 2020 verified as of Jul 7, 2020 at 09:25 AM

Data in this report are provisional and subject to change.

Tables below include cases in Florida residents and non-Florida residents.

All 67 Florida counties have cases:

County	FL resident		Non-FL resident	Total
Dade	50,461	24%	597	51,058
Broward	22,245	11%	350	22,595
Palm Beach	17,453	8%	185	17,638
Hillsborough	15,260	7%	102	15,362
Orange	14,506	7%	262	14,768
Duval	9,711	5%	124	9,835
Pinellas	8,955	4%	77	9,032
Lee	7,713	4%	146	7,859
Polk	5,644	3%	21	5,665
Collier	5,112	2%	89	5,201
Manatee	3,862	2%	28	3,890
Seminole	3,508	2%	14	3,522
Osceola	3,125	1%	65	3,190
Escambia	2,600	1%	459	3,059
Pasco	2,989	1%	15	3,004
Volusia	2,932	1%	19	2,951
Brevard	2,688	1%	17	2,705
Martin	2,445	1%	16	2,461
St. Lucie	2,339	1%	16	2,355
Sarasota	2,211	1%	38	2,249
Lake	1,979	1%	19	1,998
Leon	1,863	1%	48	1,911
Alachua	1,668	1%	33	1,701
St. Johns	1,409	1%	24	1,433
Hendry	1,110	1%	1	1,111
Clay	1,070	1%	4	1,074
Marion	1,037	0%	6	1,043
Indian River	957	0%	12	969
Charlotte	941	0%	3	944
Santa Rosa	933	0%	8	941
Okaloosa	922	0%	16	938
Bay	783	0%	35	818
Desoto	760	0%		760
Suwannee	631	0%	15	646
Hernando	585	0%	7	592

County	FL resident		Non-FL resident	Total
Putnam	564	0%	2	566
Hardee	511	0%	6	517
Sumter	473	0%	5	478
Gadsden	470	0%	4	474
Okeechobee	449	0%	2	451
Highlands	432	0%	3	435
Citrus	419	0%		419
Jackson	406	0%	9	415
Flagler	401	0%	9	410
Monroe	381	0%	17	398
Hamilton	389	0%	3	392
Columbia	374	0%	3	377
Walton	334	0%	38	372
Nassau	331	0%	15	346
Madison	260	0%	5	265
Liberty	245	0%		245
Unknown	46	0%	185	231
Levy	215	0%	3	218
Holmes	198	0%	3	201
Glades	188	0%		188
Washington	128	0%	3	131
Gilchrist	122	0%		122
Baker	110	0%		110
Bradford	102	0%		102
Taylor	100	0%	2	102
Calhoun	101	0%		101
Wakulla	90	0%	3	93
Union	92	0%		92
Dixie	84	0%		84
Jefferson	64	0%	3	67
Gulf	52	0%	5	57
Lafayette	42	0%		42
Franklin	14	0%	1	15
Total	210,594		3,200	213,794

Coronavirus: characteristics of 210,594 Florida resident cases

Data through Jul 6, 2020 verified as of Jul 7, 2020 at 09:25 AM

Data in this report are provisional and subject to change.

The table below includes the cities and counties of residence for cases in Florida residents based on the patient's ZIP Code.

Note that city is not always received as part of the initial notification and may be missing while the case is being investigated.

City and county	Cases
Miami, Dade	30,922
Orlando, Orange	10,992
Tampa, Hillsborough	9,713
Jacksonville, Duval	8,929
Hialeah, Dade	7,120
Fort Lauderdale, Broward	4,971
Hollywood, Broward	4,610
West Palm Beach, Palm Beach	4,163
Saint Petersburg, Pinellas	4,132
Homestead, Dade	3,525
Fort Myers, Lee	3,381
Naples, Collier	3,181
Bradenton, Manatee	2,676
Pompano Beach, Broward	2,524
Lake Worth, Palm Beach	2,492
Kissimmee, Osceola	2,488
Pensacola, Escambia	2,290
Boca Raton, Palm Beach	1,949
Tallahassee, Leon	1,838
Lakeland, Polk	1,753
Sarasota, Sarasota	1,650
Cape Coral, Lee	1,605
Immokalee, Collier	1,595
Lehigh Acres, Lee	1,576
Clearwater, Pinellas	1,568
Miami Beach, Dade	1,559
Boynton Beach, Palm Beach	1,548
Miramar, Broward	1,515
Port Saint Lucie, St. Lucie	1,495
Gainesville, Alachua	1,398
Miami Gardens, Dade	1,322
Winter Haven, Polk	1,212
Stuart, Martin	1,209
Delray Beach, Palm Beach	1,129
Opa Locka, Dade	1,059
Brandon, Hillsborough	954
Lake Worth Beach, Palm Beach	952
Riverview, Hillsborough	922
Jupiter, Palm Beach	885
Largo, Pinellas	880
Coral Springs, Broward	851
Plant City, Hillsborough	809
Apopka, Orange	807
Missing, Broward	802
Fort Pierce, St. Lucie	799
Indiantown, Martin	767
North Miami Beach, Dade	762
Melbourne, Brevard	759
Sunrise, Broward	734
New Port Richey, Pasco	732
Sanford, Seminole	730
Ocala, Marion	718
Davie, Broward	709
Arcadia, Desoto	661
Saint Augustine, St. Johns	656
Deerfield Beach, Broward	646
Doral, Dade	646
Winter Park, Orange	645
Daytona Beach, Volusia	643

Coronavirus: characteristics of 210,594 Florida resident cases

Data through Jul 6, 2020 verified as of Jul 7, 2020 at 09:25 AM

Data in this report are provisional and subject to change.

The table below includes the cities and counties of residence for cases in Florida residents based on the patient's ZIP Code.

Note that city is not always received as part of the initial notification and may be missing while the case is being investigated.

City and county	Cases
Royal Palm Beach, Palm Beach	623
Palmetto, Manatee	615
Belle Glade, Palm Beach	615
Vero Beach, Indian River	610
Clewiston, Hendry	606
Oviedo, Seminole	605
North Miami, Dade	579
Florida City, Dade	577
Palm Beach Gardens, Palm Beach	577
Altamonte Springs, Seminole	572
Plantation, Broward	562
Winter Garden, Orange	554
Live Oak, Suwannee	549
Clermont, Lake	544
Port Charlotte, Charlotte	538
Palm Bay, Brevard	537
Panama City, Bay	533
Saint Cloud, Osceola	522
Deland, Volusia	519
Tamarac, Broward	513
Bonita Springs, Lee	506
Orange Park, Clay	499
Deltona, Volusia	486
Margate, Broward	483
Ocoee, Orange	479
Land O Lakes, Pasco	479
Wesley Chapel, Pasco	468
Seminole, Pinellas	463
Palm Harbor, Pinellas	455
Okeechobee, Okeechobee	443
Davenport, Polk	439
Pinellas Park, Pinellas	439
Coral Gables, Dade	434
Longwood, Seminole	429
Wellington, Palm Beach	429
Hallandale, Broward	413
Lutz, Hillsborough	408
Coconut Creek, Broward	405
North Lauderdale, Broward	401
Milton, Santa Rosa	393
Ruskin, Hillsborough	393
Weston, Broward	389
Jacksonville Beach, Duval	387
Windermere, Orange	379
Labelle, Hendry	378
Casselberry, Seminole	367
Pembroke Pines, Broward	365
Fort Walton Beach, Okaloosa	359
Valrico, Hillsborough	356
Cocoa, Brevard	355
Spring Hill, Hernando	354
Lake City, Columbia	347
Missing, Palm Beach	347
Oakland Park, Broward	343
Wimauma, Hillsborough	341
Lake Mary, Seminole	335
Tavares, Lake	325
Palatka, Putnam	321
Palm Coast, Flagler	321

Coronavirus: characteristics of 210,594 Florida resident cases

Data through Jul 6, 2020 verified as of Jul 7, 2020 at 09:25 AM

Data in this report are provisional and subject to change.

The table below includes the cities and counties of residence for cases in Florida residents based on the patient's ZIP Code.

Note that city is not always received as part of the initial notification and may be missing while the case is being investigated.

City and county	Cases
Aventura, Dade	317
Quincy, Gadsden	317
Punta Gorda, Charlotte	310
Jasper, Hamilton	301
Winter Springs, Seminole	298
Haines City, Polk	296
South Miami, Dade	294
South Bay, Palm Beach	288
Missing, Dade	278
Pahokee, Palm Beach	278
Maitland, Orange	275
Miami Lakes, Dade	270
Leesburg, Lake	259
Bartow, Polk	255
North Fort Myers, Lee	250
Ponte Vedra Beach, St. Johns	247
Ormond Beach, Volusia	246
North Port, Sarasota	245
Wauchula, Hardee	243
Seffner, Hillsborough	237
Tarpon Springs, Pinellas	232
Bristol, Liberty	232
Zephyrhills, Pasco	230
Port Richey, Pasco	230
Middleburg, Clay	228
Loxahatchee, Palm Beach	228
Kissimmee, Polk	226
Missing, Collier	224
Polk City, Polk	218
Fellsmere, Indian River	217
Auburndale, Polk	216
Dunedin, Pinellas	214
Dade City, Pasco	209
Riviera Beach, Palm Beach	205
Lake Wales, Polk	204
Hudson, Pasco	203
Port Orange, Volusia	197
Cantonment, Escambia	196
Lantana, Palm Beach	195
Gulf Breeze, Santa Rosa	190
Orange City, Volusia	190
Mulberry, Polk	188
Eustis, Lake	187
Palm City, Martin	187
Bonifay, Holmes	184
Merritt Island, Brevard	184
Saint Johns, St. Johns	183
Odessa, Hillsborough	181
Sebring, Highlands	180
Green Cove Springs, Clay	178
Holiday, Pasco	178
Sneads, Jackson	175
Moore Haven, Glades	174
Estero, Lee	171
Titusville, Brevard	169
Brooksville, Hernando	168
Dover, Hillsborough	167
Lauderhill, Broward	167
Crestview, Okaloosa	167

Coronavirus: characteristics of 210,594 Florida resident cases

Data through Jul 6, 2020 verified as of Jul 7, 2020 at 09:25 AM

Data in this report are provisional and subject to change.

The table below includes the cities and counties of residence for cases in Florida residents based on the patient's ZIP Code.

Note that city is not always received as part of the initial notification and may be missing while the case is being investigated.

City and county	Cases
Missing, Hillsborough	167
Venice, Sarasota	166
Dania, Broward	162
Wilton Manors, Broward	159
Cooper City, Broward	158
The Villages, Sumter	157
Madison, Madison	155
Fernandina Beach, Nassau	155
Hobe Sound, Martin	155
Atlantic Beach, Duval	155
Rockledge, Brevard	153
Debary, Volusia	151
Navarre, Santa Rosa	149
Bushnell, Sumter	148
Destin, Okaloosa	148
Gibsonton, Hillsborough	147
Frostproof, Polk	145
Pinecrest, Dade	145
Sarasota, Manatee	144
Parrish, Manatee	143
Missing, Orange	143
Avon Park, Highlands	142
Key West, Monroe	137
Defuniak Springs, Walton	137
Lauderdale Lakes, Broward	134
Oldsmar, Pinellas	133
Palm Springs, Palm Beach	132
Apollo Beach, Hillsborough	130
Key Biscayne, Dade	130
Fleming Island, Clay	129
Missing, Duval	128
Groveland, Lake	127
Marianna, Jackson	127
Panama City Beach, Bay	125
Fort Meade, Polk	119
Safety Harbor, Pinellas	118
Bowling Green, Hardee	118
Mount Dora, Lake	118
New Smyrna Beach, Volusia	117
Ponte Vedra, St. Johns	116
Inverness, Citrus	116
Missing, Polk	112
Parkland, Broward	112
Missing, Pasco	111
Crescent City, Putnam	109
Santa Rosa Beach, Walton	109
North Palm Beach, Palm Beach	106
Lithia, Hillsborough	105
Chiefland, Levy	105
Ellenton, Manatee	105
Pace, Santa Rosa	103
Chipley, Washington	99
Missing, Hendry	98
Sun City Center, Hillsborough	97
Missing, Hardee	95
Alachua, Alachua	94
Neptune Beach, Duval	94
Missing, Lee	90
Trenton, Gilchrist	87

Coronavirus: characteristics of 210,594 Florida resident cases

Data through Jul 6, 2020 verified as of Jul 7, 2020 at 09:25 AM

Data in this report are provisional and subject to change.

The table below includes the cities and counties of residence for cases in Florida residents based on the patient's ZIP Code.

Note that city is not always received as part of the initial notification and may be missing while the case is being investigated.

City and county	Cases
Perry, Taylor	86
Palmetto Bay, Dade	86
Sebastian, Indian River	85
Jacksonville, St. Johns	85
Missing, St. Johns	84
Cocoa Beach, Brevard	84
Jensen Beach, Martin	83
Missing, Desoto	83
Summerfield, Marion	78
Blountstown, Calhoun	78
Niceville, Okaloosa	77
Satellite Beach, Brevard	77
Jennings, Hamilton	77
Crawfordville, Wakulla	77
Macclenny, Baker	74
Starke, Bradford	73
Holly Hill, Volusia	72
Lynn Haven, Bay	71
Crystal River, Citrus	70
Thonotosassa, Hillsborough	70
Missing, Brevard	69
Missing, Madison	69
Yulee, Nassau	68
Missing, Santa Rosa	67
Missing, Osceola	67
Key Largo, Monroe	67
Avon Park, Polk	65
Clearwater Beach, Pinellas	65
Newberry, Alachua	64
Missing, Citrus	63
Edgewater, Volusia	62
Lake Placid, Highlands	62
Pierson, Volusia	62
Minneola, Lake	61
Myakka City, Manatee	58
Lake Park, Palm Beach	58
Spring Hill, Pasco	57
Lake Alfred, Polk	56
Carol City, Dade	56
Shalimar, Okaloosa	55
Missing, Marion	54
Belleview, Marion	54
Tequesta, Palm Beach	54
Palm Beach, Palm Beach	54
Monticello, Jefferson	53
Callahan, Nassau	53
Mascotte, Lake	53
Tavernier, Monroe	52
Chuluota, Seminole	52
West Melbourne, Brevard	51
Williston, Levy	51
Mary Esther, Okaloosa	51
Sorrento, Lake	50
Missing, Sarasota	49
Old Town, Dixie	49
Geneva, Seminole	49
Gulfport, Pinellas	49
Dunnellon, Marion	48
Indialantic, Brevard	48

Coronavirus: characteristics of 210,594 Florida resident cases

Data through Jul 6, 2020 verified as of Jul 7, 2020 at 09:25 AM

Data in this report are provisional and subject to change.

The table below includes the cities and counties of residence for cases in Florida residents based on the patient's ZIP Code.

Note that city is not always received as part of the initial notification and may be missing while the case is being investigated.

City and county	Cases
Zolfo Springs, Hardee	48
Ave Maria, Collier	48
Englewood, Charlotte	48
Marathon, Monroe	47
De Leon Springs, Volusia	47
Gotha, Orange	47
Missing, Volusia	46
Homosassa, Citrus	45
Nokomis, Sarasota	45
Lady Lake, Lake	45
Havana, Gadsden	45
Marco Island, Collier	44
Trinity, Pasco	44
Cape Canaveral, Brevard	43
Missing, St. Lucie	42
Missing, Indian River	41
Medley, Dade	41
Missing, Seminole	41
Missing, Martin	40
Wildwood, Sumter	40
Fort Myers Beach, Lee	40
Missing, Pinellas	38
Missing, Highlands	38
Southwest Ranches, Broward	38
Kenneth City, Pinellas	38
Eagle Lake, Polk	37
Missing, Manatee	37
Missing, Escambia	37
Missing, Hernando	37
Flagler Beach, Flagler	37
Lake Butler, Union	36
Mayo, Lafayette	36
Midway, Gadsden	35
Greenacres, Palm Beach	35
Interlachen, Putnam	35
Molino, Escambia	34
Montverde, Lake	34
Mims, Brevard	34
West Miami, Dade	33
Alva, Lee	33
Raiford, Union	33
High Springs, Alachua	32
Bronson, Levy	31
Hilliard, Nassau	30
Rotunda West, Charlotte	30
Umatilla, Lake	30
Zellwood, Orange	30
Missing, Monroe	30
O Brien, Suwannee	30
Beverly Hills, Citrus	30
Belle Isle, Orange	30
Miramar Beach, Walton	29
Fruitland Park, Lake	29
Port Saint Joe, Gulf	29
Missing, Unknown	29
Oxford, Sumter	29
Cross City, Dixie	29
Chattahoochee, Gadsden	29
Lakewood Ranch, Manatee	29

Coronavirus: characteristics of 210,594 Florida resident cases

Data through Jul 6, 2020 verified as of Jul 7, 2020 at 09:25 AM

Data in this report are provisional and subject to change.

The table below includes the cities and counties of residence for cases in Florida residents based on the patient's ZIP Code.

Note that city is not always received as part of the initial notification and may be missing while the case is being investigated.

City and county	Cases
Seville, Volusia	28
El Portal, Dade	27
South Pasadena, Pinellas	27
Bunnell, Flagler	27
Missing, Lake	27
Englewood, Sarasota	26
Jay, Santa Rosa	26
East Palatka, Putnam	26
Fort White, Columbia	25
Freeport, Walton	25
Hernando, Citrus	25
Lecanto, Citrus	25
Lake Panasoffkee, Sumter	25
Bal Harbour, Dade	25
Indian Rocks Beach, Pinellas	25
South Daytona, Volusia	24
Archer, Alachua	24
Coconut Grove, Dade	24
Christmas, Orange	24
Biscayne Park, Dade	23
Oakland, Orange	23
Bell, Gilchrist	23
Cutler Bay, Dade	22
Dundee, Polk	22
Melbourne Beach, Brevard	22
Surfside, Dade	22
Webster, Sumter	22
Gretna, Gadsden	22
Hallandale Beach, Broward	22
Florida Dept Of Corrections, Union	22
Baker, Okaloosa	22
Viera, Brevard	22
Citra, Marion	21
Keystone Heights, Clay	21
Indian Harbour Beach, Brevard	21
Osprey, Sarasota	21
Weeki Wachee, Hernando	21
Sanibel, Lee	20
Branford, Suwannee	20
Felda, Hendry	20
Celebration, Osceola	20
Missing, Leon	20
Missing, Jackson	20
Missing, Okaloosa	19
Islamorada, Monroe	19
Cottdale, Jackson	19
San Antonio, Pasco	19
Sanderson, Baker	19
Greenwood, Jackson	19
Dunnellon, Citrus	18
Hawthorne, Alachua	18
Citrus Springs, Citrus	18
Missing, Walton	17
Howey-In-The-Hills, Lake	17
Atlantis, Palm Beach	17
Lawtey, Bradford	17
Century, Escambia	17
Hastings, St. Johns	17
Wewahitchka, Gulf	17

Coronavirus: characteristics of 210,594 Florida resident cases

Data through Jul 6, 2020 verified as of Jul 7, 2020 at 09:25 AM

Data in this report are provisional and subject to change.

The table below includes the cities and counties of residence for cases in Florida residents based on the patient's ZIP Code.

Note that city is not always received as part of the initial notification and may be missing while the case is being investigated.

City and county	Cases
Greenville, Madison	16
Malabar, Brevard	16
Melrose, Putnam	16
Missing, Flagler	16
Juno Beach, Palm Beach	16
Center Hill, Sumter	16
Mcalpin, Suwannee	16
Hypoluxo, Palm Beach	16
Sunny Isles Beach, Dade	16
Canal Point, Palm Beach	16
Madeira Beach, Pinellas	16
Vernon, Washington	16
Ocklawaha, Marion	15
Hialeah Gardens, Dade	15
Miami Springs, Dade	15
Unknown, Orange	15
Satsuma, Putnam	15
Missing, Nassau	15
Altha, Calhoun	15
Fern Park, Seminole	15
Temple Terrace, Hillsborough	15
Lee, Madison	15
Grand Island, Lake	15
Silver Springs, Marion	14
Bokeelia, Lee	14
Pomona Park, Putnam	14
Lauderdale By The Sea, Broward	14
Lake Helen, Volusia	14
North Bay Village, Dade	14
Poinciana, Polk	14
Lake Hamilton, Polk	14
Coleman, Sumter	14
Youngstown, Bay	14
Missing, Clay	13
Ochopee, Collier	13
Babson Park, Polk	13
Missing, Gadsden	13
Glen Saint Mary, Baker	13
Grant-Valkaria, Brevard	12
Big Pine Key, Monroe	12
Southport, Bay	12
Princeton, Dade	12
Elkton, St. Johns	12
Morriston, Levy	12
Osteen, Volusia	12
Carrollwood, Hillsborough	12
Grand Ridge, Jackson	11
Kendall, Dade	11
Reddick, Marion	11
Belleair Beach, Pinellas	11
Malone, Jackson	11
Yalaha, Lake	11
Missing, Levy	11
Missing, Gilchrist	11
Bradenton Beach, Manatee	11
The Villages, Lake	11
Odessa, Pasco	10
Haverhill, Palm Beach	10
Naranja, Dade	10

Coronavirus: characteristics of 210,594 Florida resident cases

Data through Jul 6, 2020 verified as of Jul 7, 2020 at 09:25 AM

Data in this report are provisional and subject to change.

The table below includes the cities and counties of residence for cases in Florida residents based on the patient's ZIP Code.

Note that city is not always received as part of the initial notification and may be missing while the case is being investigated.

City and county	Cases
Crystal Beach, Pinellas	10
West Park, Broward	10
Village Of Palmetto Bay, Dade	10
Lighthouse Point, Broward	10
Graceville, Jackson	10
Alafaya, Orange	10
Patrick Air Force Base, Brevard	10
Greensboro, Gadsden	9
Waverly, Polk	9
Missing, Jefferson	9
White Springs, Hamilton	9
Sweetwater, Dade	9
Bryceville, Nassau	9
Missing, Washington	9
Weirsdale, Marion	9
Missing, Holmes	9
Waldo, Alachua	9
Floral City, Citrus	8
Fort Denaud, Hendry	8
Hollister, Putnam	8
Micanopy, Alachua	8
Nocatee, Desoto	8
Holmes Beach, Manatee	8
Belleair, Pinellas	8
Lake Suzy, Desoto	8
Baldwin, Duval	8
Eglin Air Force Base, Okaloosa	8
Missing, Bay	8
Alford, Jackson	8
Anthony, Marion	8
Barefoot Bay, Brevard	8
Astatula, Lake	8
Fruit Cove, St. Johns	8
Lady Lake, Sumter	8
Miami Shores, Dade	8
Edgewood, Orange	8
San Mateo, Putnam	8
Okahumpka, Lake	8
Oak Hill, Volusia	8
Bellview, Escambia	7
Reunion, Osceola	7
Steinhatchee, Taylor	7
Singer Island, Palm Beach	7
Golden Beach, Dade	7
Heathrow, Seminole	7
Hosford, Liberty	7
Venus, Highlands	7
Sumterville, Sumter	7
Balm, Hillsborough	7
Astor, Lake	7
Longboat Key, Manatee	7
Missing, Suwannee	7
Callaway, Bay	7
Bay Harbor Islands, Dade	7
Dania Beach, Broward	7
Wellborn, Suwannee	7
Placida, Charlotte	7
Missing, Sumter	7
Mcdavid, Escambia	7

Coronavirus: characteristics of 210,594 Florida resident cases

Data through Jul 6, 2020 verified as of Jul 7, 2020 at 09:25 AM

Data in this report are provisional and subject to change.

The table below includes the cities and counties of residence for cases in Florida residents based on the patient's ZIP Code.

Note that city is not always received as part of the initial notification and may be missing while the case is being investigated.

City and county	Cases
Ona, Hardee	7
Saint James City, Lee	6
Valparaiso, Okaloosa	6
Altoona, Lake	6
Missing, Gulf	6
Goulds, Dade	6
Summerland Key, Monroe	6
Sun City, Hillsborough	6
Laurel Hill, Okaloosa	6
Inlet Beach, Walton	6
North Redington Beach, Pinellas	6
Sopchoppy, Wakulla	6
Kissimmee, Orange	6
Missing, Glades	6
Unknown, Dade	6
Matlacha, Lee	6
Missing, Liberty	6
Missing, Charlotte	6
Fountain, Bay	5
Labelle, Glades	5
Florahome, Putnam	5
Pensacola Beach, Santa Rosa	5
Pinetta, Madison	5
Sebastian, Brevard	5
Saint Pete Beach, Pinellas	5
Carrabelle, Franklin	5
Mangonia Park, Palm Beach	5
Ocean Ridge, Palm Beach	5
Tioga, Alachua	5
Terra Ceia, Manatee	5
Santa Fe, Alachua	5
Paisley, Lake	5
Missing, Okeechobee	5
Treasure Island, Pinellas	5
Missing, Dixie	5
Bayonet Point, Pasco	5
Destin, Walton	4
Kindred, Osceola	4
Indian Lake Estates, Polk	4
Poinciana, Osceola	4
Missing, Lafayette	4
Holt, Okaloosa	4
Northdale, Hillsborough	4
Missing, Alachua	4
Missing, Bradford	4
Tierra Verde, Pinellas	4
Siesta Key, Sarasota	4
Ponce Inlet, Volusia	4
La Crosse, Alachua	4
Apalachicola, Franklin	4
Eastpoint, Franklin	4
Lutz, Pasco	4
Homeland, Polk	4
Kathleen, Polk	4
Missing, Baker	4
Long Boat Key, Manatee	4
Missing, Taylor	4
Palmdale, Glades	3
Bonifay, Washington	3

Coronavirus: characteristics of 210,594 Florida resident cases

Data through Jul 6, 2020 verified as of Jul 7, 2020 at 09:25 AM

Data in this report are provisional and subject to change.

The table below includes the cities and counties of residence for cases in Florida residents based on the patient's ZIP Code.

Note that city is not always received as part of the initial notification and may be missing while the case is being investigated.

City and county	Cases
Cloud Lake, Palm Beach	3
Hampton, Bradford	3
Winter Park, Seminole	3
Missing, Wakulla	3
Azalea Park, Orange	3
Tyndall Air Force Base, Bay	3
Tice, Lee	3
Ponce De Leon, Walton	3
Brooker, Bradford	3
Candler, Marion	3
Mayport, Duval	3
Mango, Hillsborough	3
Clarksville, Calhoun	3
Captiva, Lee	3
Belleair Bluffs, Pinellas	3
Intercession City, Osceola	3
Nobleton, Hernando	3
Lorida, Highlands	3
Harmony, Osceola	3
Celebration, Orange	3
At Large, Broward	3
Perrine, Dade	3
Wahneta, Polk	3
Bascom, Jackson	3
Buena Ventura Lakes, Osceola	3
Campbellton, Jackson	3
Perdido Key, Escambia	3
Wabasso, Indian River	3
Ybor City, Hillsborough	3
Centerville, Leon	3
Missing, Calhoun	3
Walnut Hill, Escambia	3
Westville, Holmes	3
Stock Island, Monroe	2
Tallevast, Manatee	2
Saint Marks, Wakulla	2
San Carlos Park, Lee	2
Rubonia, Manatee	2
Lehigh, Lee	2
Longboat Key, Sarasota	2
Earleton, Alachua	2
Eatonville, Orange	2
Aloma, Orange	2
Branford, Lafayette	2
Key Colony Beach, Monroe	2
Gulf Breeze, Escambia	2
Hernando Beach, Hernando	2
Hiwassee, Orange	2
Eloise, Polk	2
Unknown, Seminole	2
Sugarloaf, Monroe	2
Oneco, Manatee	2
Union Park, Orange	2
Braden River, Manatee	2
Elfers, Pasco	2
Fpo, Duval	2
City Of Sunrise, Broward	2
Eaton Park, Polk	2
Highland City, Polk	2

Coronavirus: characteristics of 210,594 Florida resident cases

Data through Jul 6, 2020 verified as of Jul 7, 2020 at 09:25 AM

Data in this report are provisional and subject to change.

The table below includes the cities and counties of residence for cases in Florida residents based on the patient's ZIP Code.

Note that city is not always received as part of the initial notification and may be missing while the case is being investigated.

City and county	Cases
Kenansville, Osceola	2
Gulf Stream, Palm Beach	2
Miromar Lakes, Lee	2
Missing, Putnam	2
Mount Plymouth, Lake	2
Unknown Out Of Area, Palm Beach	2
West Palm Beach, Unknown	2
Port Saint John, Brevard	2
Saint Leo, Pasco	2
Sand Lake, Orange	2
Goodland, Collier	2
Durant, Hillsborough	2
Lake Butler, Bradford	2
Lauderhill, Unknown	2
Miami, Martin	2
Hawthorne, Putnam	2
Archer, Levy	2
Lockhart, Orange	2
Kinard, Calhoun	2
Miami, Unknown	2
Ridge Manor, Pasco	2
University Park, Manatee	2
Graceville, Holmes	2
Fort McCoy, Marion	2
Fisher Island, Dade	2
Boca Grande, Lee	2
Pembroke Park, Broward	2
Pine Hills, Orange	2
North Venice, Sarasota	2
Sydney, Hillsborough	2
Bay Pines, Pinellas	2
Cudjoe Key, Monroe	2
Cutler Ridge, Dade	2
Missing, Hamilton	2
Lamont, Jefferson	2
Lealman, Pinellas	2
Yankeetown, Levy	2
Plymouth, Orange	2
Forest City, Orange	2
Davenport, Osceola	2
Dinsmore, Duval	2
Alturas, Polk	2
Palma Sola, Manatee	2
Paxton, Walton	1
Penney Farms, Clay	1
Orlando, Brevard	1
Loughman, Polk	1
Florida State University, Leon	1
Champions Gate, Polk	1
Chokoloskee, Collier	1
Gastonia, Polk	1
Goldenrod, Seminole	1
Green Acres, Palm Beach	1
Lake City, Suwannee	1
Lake Harbor, Palm Beach	1
Logwood, Seminole	1
Saint Petersburg, Dade	1
Smiawic, Dade	1
Scottsmoor, Brevard	1

Coronavirus: characteristics of 210,594 Florida resident cases

Data through Jul 6, 2020 verified as of Jul 7, 2020 at 09:25 AM

Data in this report are provisional and subject to change.

The table below includes the cities and counties of residence for cases in Florida residents based on the patient's ZIP Code.

Note that city is not always received as part of the initial notification and may be missing while the case is being investigated.

City and county	Cases
Wimauma, Manatee	1
Live Oak, Columbia	1
Long Key, Monroe	1
Duette, Manatee	1
Fwb, Walton	1
Gibsonia, Polk	1
Everglades City, Collier	1
Greenacres, Unknown	1
Bayshore Gardens, Manatee	1
Bonita Springs, Collier	1
Anna Maria, Manatee	1
Apopka, Unknown	1
Saint Cloud, Manatee	1
Town N Country, Hillsborough	1
Trilby, Pasco	1
Valrico, Orange	1
Redington Beach, Pinellas	1
Ocala, Unknown	1
Panacea, Wakulla	1
Winterpark, Unknown	1
Okeechobee, St. Lucie	1
Okeechobef, Okeechobee	1
Oklawaha, Marion	1
Palm Shores, Brevard	1
Parker, Bay	1
Missing, Union	1
Sewalls Point, Martin	1
South Daytona Beach, Volusia	1
Switzerland, St. Johns	1
Tampa Palms, Hillsborough	1
Unknown, Columbia	1
Unknown, Palm Beach	1
Welaka, Putnam	1
Wesley Chapel, Alachua	1
Tewksbury, Orange	1
Tampa, Pinellas	1
Tangerine, Orange	1
At Larged, Broward	1
Buckingham, Lee	1
Arnondale, Hillsborough	1
Aollywoss, Dade	1
Bay Lake, Orange	1
Caryville, Washington	1
Bradley, Polk	1
Clermont, Orange	1
Clermont, Polk	1
Doctors Inlet, Clay	1
Fl, Dade	1
Estero, Collier	1
Fellsmele, Brevard	1
Manalapan, Palm Beach	1
Miamf, Dade	1
Milton, Escambia	1
Inlet Beach, Bay	1
Jacksonville, Unknown	1
Unknown, Broward	1
Valkaria, Brevard	1
Venice, Hillsborough	1
West Bradenton, Manatee	1

Coronavirus: characteristics of 210,594 Florida resident cases

Data through Jul 6, 2020 verified as of Jul 7, 2020 at 09:25 AM

Data in this report are provisional and subject to change.

The table below includes the cities and counties of residence for cases in Florida residents based on the patient's ZIP Code.

Note that city is not always received as part of the initial notification and may be missing while the case is being investigated.

City and county	Cases
West Villages, Sarasota	1
Wintergarden, Orange	1
River Ranch, Polk	1
Port Everglades, Broward	1
Quail Heights, Dade	1
Ramrod Key, Monroe	1
Seven Springs, Pasco	1
Tallahassee, Unknown	1
The Villages, Marion	1
Loxahatchee Groves, Palm Beach	1
Lake Como, Putnam	1
Jupiter, Duval	1
Lake Monroe, Seminole	1
Laud-By-The-Sea, Broward	1
Palm Beach Shores, Palm Beach	1
Indian Shores, Pinellas	1
Missing, Franklin	1
Mount Dora, Orange	1
New Church, Palm Beach	1
Jena, Taylor	1
Litchfield Park, Unknown	1
Franklin, Orange	1
Haines City, Orange	1
Austin, Dade	1
Astor, Volusia	1
Altamonte Springs, Orange	1
Apo, Collier	1
Clearwater, Hillsborough	1
Seacrest, Bay	1
Point Washington, Walton	1
Pasadena, Pinellas	1
Pensacola Naval Hospital, Escambia	1
West Delray Beach, Palm Beach	1
West Hollywood, Broward	1
Unknown, Duval	1
New Smyrna, Volusia	1
Miami Dade, Unknown	1
Hillsboro Beach, Broward	1
Holder, Citrus	1
Homeless, Palm Beach	1
Indian River Shores, Indian River	1
Indian Rock Beach, Pinellas	1
Everglades National Park, Dade	1
Fanning Springs, Gilchrist	1
Fernandina, Nassau	1
Georgetown, Putnam	1
Cedar Key, Levy	1
Dowling Park, Suwannee	1
Cypress Gardens, Polk	1
Virginia Gardens, Dade	1
Wakulla Springs, Wakulla	1
Twentynine Palms, Broward	1
Westchase, Hillsborough	1
South Palm Beach, Palm Beach	1
Salem, Taylor	1
Samoset, Manatee	1
Pooler, Broward	1
Okeechobee, Martin	1
Windermere, Unknown	1

Coronavirus: characteristics of 210,594 Florida resident cases

Data through Jul 6, 2020 verified as of Jul 7, 2020 at 09:25 AM

Data in this report are provisional and subject to change.

The table below includes the cities and counties of residence for cases in Florida residents based on the patient's ZIP Code.

Note that city is not always received as part of the initial notification and may be missing while the case is being investigated.

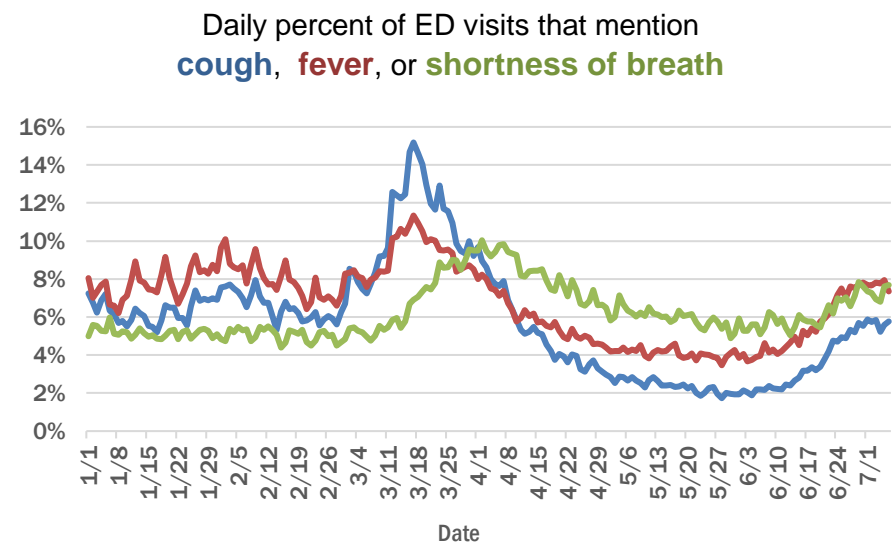
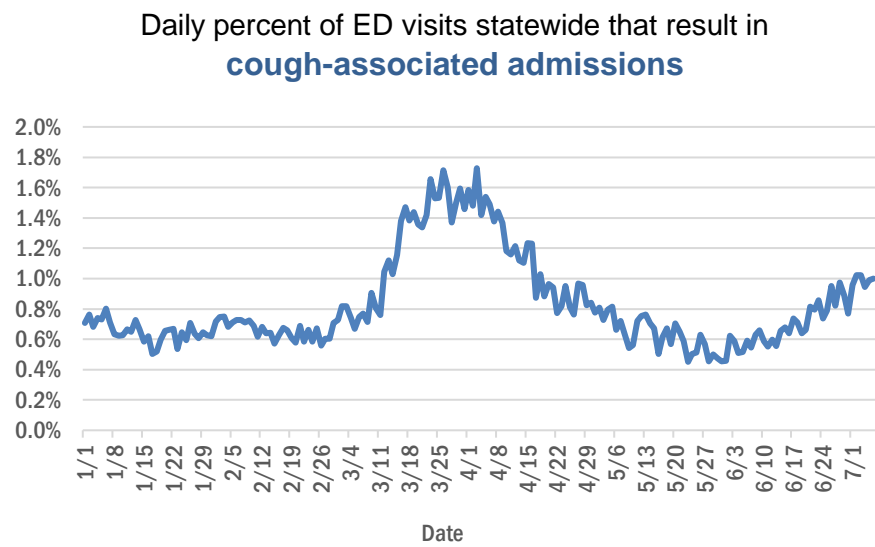
City and county	Cases
Venice, Manatee	1
Saint Johns, Duval	1
Westville, Walton	1
Enterprise, Volusia	1
Ft Pierce, St. Lucie	1
Homeless, Hillsborough	1
Homeless, Monroe	1
Homeless, Pinellas	1
Hutchinson Island, St. Lucie	1
Attached, Brevard	1
Alpharetta, Broward	1
Clarcona, Orange	1
Lacoochee, Pasco	1
Lamont, Taylor	1
Miccosukee, Leon	1
Pensacola Beach, Escambia	1
Pine Castle, Orange	1
Cape Haze, Charlotte	1
Alva, Escambia	1
Bayou George, Bay	1
Clearwater, Pasco	1
Clewiston, Palm Beach	1
Kiiafai, Dade	1
Homossa, Orange	1
Hudson, Pinellas	1
North Fort Myers, Charlotte	1
Sanford, Orange	1
Rivera Beach, Palm Beach	1
Perth Amboy, Hillsborough	1
Pompano Beach, Unknown	1
Watersound, Bay	1
Unknown, Unknown	1
University Of Tampa, Hillsborough	1
Steinhatchee, Dixie	1
Sharpes, Brevard	1
Sorrento, Orange	1
Total	210,594

Coronavirus: additional surveillance information

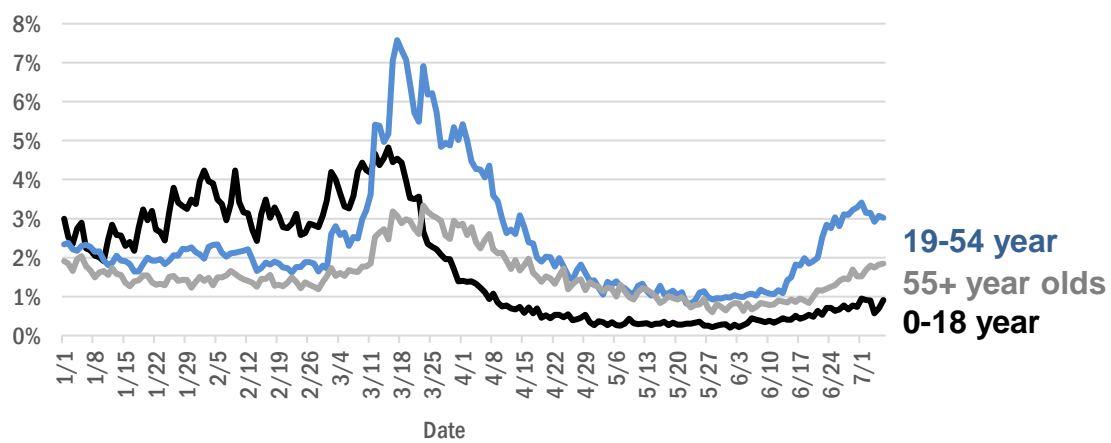
Data through Jul 6, 2020 verified as of Jul 7, 2020 at 09:25 AM

Data in this report are provisional and subject to change.

Statewide emergency department (ED) chief complaint and admission data



Daily percent of ED visits statewide that mention cough by age group



The Electronic Surveillance System for the Early Notification of Community-Based Epidemics (ESSENCE-FL) includes chief complaint data from 211 of 212 Florida EDs. Data are transmitted electronically to ESSENCE-FL daily or hourly.

Coronavirus: All persons with tests reported

Data through Jul 6, 2020 verified as of Jul 7, 2020 at 09:25 AM

Data in this report are provisional and subject to change.

The table below includes persons with laboratory results that the Department of Health has received electronically or by mail/fax for Florida residents and non-Florida residents.

County	Awaiting testing	Inconclusive	Negative	Positive	Percent positive	Total tested
Dade	170	505	321,157	51,058	14%	372,720
Broward	39	126	210,700	22,595	10%	233,421
Palm Beach	175	254	146,480	17,638	11%	164,372
Hillsborough	136	114	131,032	15,362	10%	146,508
Orange	149	182	143,671	14,768	9%	158,621
Duval	70	176	112,122	9,835	8%	122,133
Pinellas	44	49	98,879	9,032	8%	107,960
Lee	21	21	58,058	7,859	12%	65,938
Polk	22	50	49,135	5,665	10%	54,850
Collier	110	26	32,626	5,201	14%	37,853
Manatee	3	27	43,383	3,890	8%	47,300
Seminole	22	33	39,024	3,522	8%	42,579
Osceola	58	53	27,837	3,190	10%	31,080
Escambia	7	12	35,710	3,059	8%	38,781
Pasco	39	17	37,916	3,004	7%	40,937
Volusia	12	32	42,170	2,951	7%	45,153
Brevard	3	10	50,659	2,705	5%	53,374
Martin	39	23	16,026	2,461	13%	18,510
St. Lucie	100	12	23,143	2,355	9%	25,510
Sarasota	7	5	39,048	2,249	5%	41,302
Lake	43	23	36,687	1,998	5%	38,708
Leon	10	78	33,425	1,911	5%	35,414
Alachua		11	44,402	1,701	4%	46,114
St. Johns	34	29	22,565	1,433	6%	24,027
Hendry	1	8	4,678	1,111	19%	5,797
Clay		14	18,483	1,074	5%	19,571
Marion	128	5	25,783	1,043	4%	26,831
Indian River	26	5	15,563	969	6%	16,537
Charlotte	6	6	12,816	944	7%	13,766
Santa Rosa	1	3	13,657	941	6%	14,601
Okaloosa	11	15	15,347	938	6%	16,300
Bay	2	14	8,582	818	9%	9,414
Desoto	6	6	4,663	760	14%	5,429
Suwannee		4	4,036	646	14%	4,686
Hernando	2	2	10,948	592	5%	11,542
Putnam	2	1	6,992	566	7%	7,559
Hardee	1	2	2,344	517	18%	2,863
Sumter	24	8	8,705	478	5%	9,191
Gadsden	1	12	5,975	474	7%	6,461
Okeechobee		2	3,707	451	11%	4,160
Highlands	6	16	9,611	435	4%	10,062
Citrus	2	4	10,754	419	4%	11,177
Jackson	1	10	5,331	415	7%	5,756
Flagler	7	5	8,728	410	4%	9,143
Monroe	39		6,347	398	6%	6,745
Hamilton	1	2	2,579	392	13%	2,973
Columbia	3	5	6,250	377	6%	6,632
Walton	1	4	3,732	372	9%	4,108

Coronavirus: All persons with tests reported

Data through Jul 6, 2020 verified as of Jul 7, 2020 at 09:25 AM

Data in this report are provisional and subject to change.

The table below includes persons with laboratory results that the Department of Health has received electronically or by mail/fax for Florida residents and non-Florida residents.

County	Awaiting testing	Inconclusive	Negative	Positive	Percent positive	Total tested
Nassau	10	6	8,032	346	4%	8,384
Madison	1	5	2,085	265	11%	2,355
Liberty		2	2,147	245	10%	2,394
Unknown		15	2,645	231	8%	2,891
Levy		2	3,376	218	6%	3,596
Holmes		4	2,440	201	8%	2,645
Glades		1	539	188	26%	728
Washington	3	1	1,867	131	7%	1,999
Gilchrist		3	2,370	122	5%	2,495
Baker	1		1,969	110	5%	2,079
Bradford	1	2	2,764	102	4%	2,868
Taylor		2	1,486	102	6%	1,590
Calhoun	1	3	904	101	10%	1,008
Wakulla	2	4	2,418	93	4%	2,515
Union			2,389	92	4%	2,481
Dixie			1,426	84	6%	1,510
Jefferson		1	1,314	67	5%	1,382
Gulf	1		1,863	57	3%	1,920
Lafayette		1	573	42	7%	616
Franklin			1,327	15	1%	1,342
Total	1,604	2,073	2,055,400	213,794	9%	2,271,267

Coronavirus: testing by laboratory

Data through Jul 6, 2020 verified as of Jul 7, 2020 at 09:25 AM

Data in this report are provisional and subject to change.

The numbers in the table below represent the number for whom test results were received by the Department of Health. A person can be tested by more than one laboratory and can have both positive and negative results. **Therefore, the sum of the numbers in each column will be larger than the total number of people tested.**

Reporting lab	Inconclusive	Negative	Positive	Percent positive	Total
QUEST DIAGNOSTICS - TAMPA	1,032	414,103	45,904	10%	461,039
LABORATORY CORPORATION OF AMERICA	322	316,259	36,843	10%	353,424
BIO REFERENCE LABORATORIES, INC	1,058	278,982	37,760	12%	317,800
GENETWORX	654	193,889	11,012	5%	205,555
NORTHWEST LABORATORY	46	96,531	1,694	2%	98,271
ADVENT HEALTH LAB	88	86,264	8,949	9%	95,301
REALTOX LABS LLC	596	87,629	5,836	6%	94,061
MAYO CLINIC LABORATORIES	66	41,214	3,001	7%	44,281
BIOCOLLECTIONS WORLDWIDE, INC	42	35,697	4,981	12%	40,720
BAYCARE LABORATORIES LLC	111	37,063	3,170	8%	40,344
QUEST DIAGNOSTICS NICHOLS INSTITUTE, INC.	105	35,484	3,409	9%	38,998
MEMORIAL REGIONAL HOSPITAL SOUTH	15	31,556	5,318	14%	36,889
MEDICAL DIAGNOSTIC LABORATORIES	222	33,234	3,407	9%	36,863
SACRED HEART HOSPITAL LABORATORY	2	31,102	2,419	7%	33,523
ORLANDO REG MED CENTER CLINICAL LAB	239	30,295	2,949	9%	33,483
TAMPA GENERAL HOSPITAL	4	28,289	1,801	6%	30,094
TESTING MATTERS INC		25,605	3,197	11%	28,802
UF PATHLABS	33	27,899	612	2%	28,544
DIATHERIX LABORATORIES		23,902	2,249	9%	26,151
BPHL-JACKSONVILLE	7	21,658	3,432	14%	25,097
JACKSON MEMORIAL HOSPITAL CLINICAL LAB	67	20,809	3,636	15%	24,512
ARUP LABORATORIES		22,492	1,049	4%	23,541
VIRACOR-EUROFINS LABORATORIES		17,161	5,115	23%	22,276
BPHL-MIAMI	162	16,562	2,916	15%	19,640
BPHL-TAMPA (SPECTRUM BLVD)	43	14,950	1,958	12%	16,951
SHANDS AT THE UNIVERSITY OF FLORIDA	3	15,704	479	3%	16,186
CAPE CORAL HOSPITAL CLINICAL LABORATORY		11,182	1,816	14%	12,998
AIT LABORATORIES		11,730	1,058	8%	12,788
ST VINCENT'S MEDICAL CENTER - RIVERSIDE	1	11,507	939	8%	12,447
LAKELAND REGIONAL MEDICAL CENTER	22	11,450	953	8%	12,425
WALGREENS	7	10,046	1,348	12%	11,401
BROWARD GENERAL MEDICAL CENTER-CLINICAL LAB	2	10,271	989	9%	11,262
BAPTIST HOSPITAL OF MIAMI CLINICAL LABORATORY	4	8,750	1,317	13%	10,071
STATLAB_MOBILE		8,467	578	6%	9,045
SHANDS JACKSONVILLE MEDICAL CENTER INC	23	8,289	392	5%	8,704
CLEVELAND CLINIC HOSPITAL LAB	3	8,043	541	6%	8,587
NAPLES COMMUNITY HOSPITAL	10	7,838	713	8%	8,561
FLORIDA HOSPITAL - TAMPA	5	8,002	508	6%	8,515
ADVENTHEALTH DAYTONA BEACH	12	7,949	382	5%	8,343
BAPTIST MEDICAL CENTER JACKSONVILLE	1	7,558	362	5%	7,921
LABCORP BURLINGTON (ELR)	2	7,411	202	3%	7,615
ST JOSEPHS HOSPITAL LABORATORY	6	6,612	654	9%	7,272
REAL DIAGNOSTICS	77	6,449	465	7%	6,991
PALMETTO GENERAL HOSPITAL LAB	2	5,407	1,281	19%	6,690
INTEGRATED REGIONAL LABORATORIES LLP		5,966	660	10%	6,626
MORTON PLANT HOSPITAL-ADLER INSTITUTE	6	5,989	394	6%	6,389
MOUNT SINAI MEDICAL CENTER	2	5,769	451	7%	6,222

Coronavirus: testing by laboratory

Data through Jul 6, 2020 verified as of Jul 7, 2020 at 09:25 AM

Data in this report are provisional and subject to change.

The numbers in the table below represent the number for whom test results were received by the Department of Health. A person can be tested by more than one laboratory and can have both positive and negative results. **Therefore, the sum of the numbers in each column will be larger than the total number of people tested.**

Reporting lab	Inconclusive	Negative	Positive	Percent positive	Total
JFK MEDICAL CENTER LAB		5,092	875	15%	5,967
SARASOTA MEMORIAL HOSPITAL MAIN LAB	12	5,528	387	7%	5,927
SOUTH MIAMI HOSPITAL LAB	8	5,205	676	11%	5,889
MEMORIAL REGIONAL HOSPITAL CLINICAL LABORATORY	5	5,289	378	7%	5,672
SAINT MARY'S MEDICAL CENTER	2	4,856	626	11%	5,484
TALLAHASSEE MEMORIAL HOSPITAL	1	5,077	236	4%	5,314
WELLINGTON REGIONAL MED CTR LAB	2	4,351	576	12%	4,929
NORTH FLORIDA REGIONAL MEDICAL CENTER		4,645	249	5%	4,894
FLORIDA HOSPITAL WATERMAN LABORATORY	9	4,636	229	5%	4,874
INDIAN RIVER MEDICAL CENTER LAB		4,607	159	3%	4,766
LARKIN COMMUNITY HOSPITAL	10	3,935	694	15%	4,639
BRANDON REGIONAL HOSPITAL		4,013	537	12%	4,550
BAPTIST HOSPITAL OF MIAMI MOLECULAR DIAGNOSTICS	35	3,831	419	10%	4,285
NICKLAUS CHILDREN'S HOSPITAL	6	3,764	436	10%	4,206
HOMESTEAD HOSPITAL CLINICAL LABORATORY		3,448	715	17%	4,163
ST ANTHONY'S HOSPITAL LAB	9	3,648	451	11%	4,108
AEGIS SCIENCES CORPORATION	20	3,881	122	3%	4,023
DELRAY MEDICAL CENTER	2	3,569	434	11%	4,005
ARNOLD PALMER MEDICAL CENTER CLINICAL LAB		3,788	54	1%	3,842
ECCO LAB GROUP CO	99	3,059	669	17%	3,827
JUPITER MEDICAL CENTER LAB	7	3,353	448	12%	3,808
WEST KENDALL BAPTIST HOSPITAL LABORATORY	2	3,175	545	15%	3,722
WINTER HAVEN HOSPITAL CLINICAL LABORATORY	1	3,070	471	13%	3,542
MEMORIAL HOSPITAL JACKSONVILLE	8	2,995	525	15%	3,528
ST JOSEPHS HOSPITAL SOUTH LABORATORY	2	3,015	384	11%	3,401
NEW YORK STATE ELR - SUNRISE MEDICAL LABORATORIES		3,288	77	2%	3,365
MEASE COUNTRYSIDE LAB		3,065	256	8%	3,321
ELABNETWORK		2,907	340	10%	3,247
GOOD SAMARITAN MEDICAL CENTER LAB	1	2,671	428	14%	3,100
QUEST DIAGNOSTICS NICHOLS INSTITUTE - SJC (ELR)	4	2,739	312	10%	3,055
OSCEOLA REGIONAL MEDICAL CENTER	1	2,708	332	11%	3,041
MEMORIAL HOSPITAL WEST LABORATORY SERVICES	7	2,754	264	9%	3,025
ORANGE PARK MEDICAL CENTER	4	2,457	511	17%	2,972
GULF COAST MEDICAL CENTER MICROLAB		2,273	673	23%	2,946
BAPTIST MEDICAL CENTER SOUTH		2,727	150	5%	2,877
LAWNWOOD REGIONAL MEDICAL CENTER		2,566	282	10%	2,848
CLEVELAND CLINIC MARTIN SOUTH HOSPITAL		2,530	193	7%	2,723
MANATEE MEMORIAL HOSPITAL		2,486	230	8%	2,716
FLORIDA HOSPITAL HEARTLAND MED CTR CLINICAL LAB	1	2,567	133	5%	2,701
MOFFITT CANCER CENTER	5	2,634	17	1%	2,656
Lee Memorial Hospital		2,207	423	16%	2,630
BROWARD HEALTH NORTH CLINICAL LABORATORY		2,341	285	11%	2,626
HEALTH PARK MEDICAL CENTER CLINICAL LAB		2,124	487	19%	2,611
MARTIN HOSPITAL SOUTH LAB		2,504	90	3%	2,594

Coronavirus: testing by laboratory

Data through Jul 6, 2020 verified as of Jul 7, 2020 at 09:25 AM

Data in this report are provisional and subject to change.

The numbers in the table below represent the number for whom test results were received by the Department of Health. A person can be tested by more than one laboratory and can have both positive and negative results. **Therefore, the sum of the numbers in each column will be larger than the total number of people tested.**

Reporting lab	Inconclusive	Negative	Positive	Percent positive	Total
WESTSIDE REGIONAL MED CTR	1	2,268	321	12%	2,590
NCH NORTH NAPLES HOSPITAL LAB		2,309	274	11%	2,583
AVENTURA HOSPITAL LAB		1,982	592	23%	2,574
WEST BOCA MEDICAL CENTER LAB		2,323	219	9%	2,542
HALIFAX MEDICAL CENTER LAB	3	2,239	282	11%	2,524
CORAL SPRINGS MED CTR		2,339	174	7%	2,513
FLORIDA HOSPITAL WESLEY CHAPEL	1	2,335	170	7%	2,506
DOCTORS HOSPITAL	2	2,071	418	17%	2,491
NORTH SHORE MEDICAL CENTER		1,935	549	22%	2,484
PALM BEACH GARDENS MEDICAL CTR LAB		2,274	209	8%	2,483
MERCY HOSPITAL A CAMPUS OF PLANTATION GEN HOSP LAB		1,993	440	18%	2,433
CORAL GABLES HOSPITAL CLINICAL LABORATORY		1,944	452	19%	2,396
LARGO MEDICAL CENTER		2,127	257	11%	2,384
PALMS WEST HOSPITAL LAB		1,893	429	18%	2,322
BAPTIST HOSPITAL LABORATORY	4	2,022	231	10%	2,257
OAK HILL HOSPITAL		2,151	106	5%	2,257
BETHESDA HOSPITAL EAST		2,019	214	10%	2,233
FLORIDA HOSPITAL ZEPHYRHILLS		2,115	104	5%	2,219
WEST FLORIDA HOSPITAL LAB		1,863	355	16%	2,218
FLORIDA HOSPITAL FLAGLER	2	2,060	98	5%	2,160
NORTHWEST MEDICAL CENTER		1,757	348	17%	2,105
MARTIN MEMORIAL HEALTH SYSTEM LABORATORY		1,880	154	8%	2,034
BLAKE MEDICAL CENTER		1,757	264	13%	2,021
FLORIDA MEDICAL CENTER - A CAMPUS OF NORTH SHORE	2	1,674	285	15%	1,961
NEMOURS CHILDRENS HOSPITAL		1,866	34	2%	1,900
REGIONAL MEDICAL CENTER BAYONET POINT	1	1,791	82	4%	1,874
MORTON PLANT-MEASE		1,725	110	6%	1,835
IMPERIAL POINT MEDICAL CENTER		1,673	135	7%	1,808
ST JOSEPHS NORTH HOSPITAL LAB		1,630	175	10%	1,805
NORTHSIDE HOSPITAL AND HEART INSTITUTE		1,547	248	14%	1,795
Capital Regional Medical Ctr		1,540	235	13%	1,775
MEDICAL CENTER OF TRINITY CLINICAL LABORATORY		1,552	202	12%	1,754
CARDIOTROPIC LABS		1,443	303	17%	1,746
FLORIDA HOSPITAL OF CARROLLWOOD		1,552	193	11%	1,745
DR. P. PHILLIPS HOSPITAL		1,642	19	1%	1,661
FLORIDA HOSPITAL DELAND		1,400	223	14%	1,623
PLANTATION GENERAL HOSPITAL		1,293	315	20%	1,608
BAPTIST MEDICAL CENTER - BEACHES		1,535	58	4%	1,593
WESTCHESTER HOSPITAL	10	1,368	213	13%	1,591
OCALA REGIONAL MEDICAL CENTER		1,487	91	6%	1,578
LAKWOOD RANCH MEDICAL CENTER		1,448	105	7%	1,553
OPTEO LABORATORY		1,500	24	2%	1,524
LAKE CITY MEDICAL CENTER		1,249	261	17%	1,510
SOUTH FLORIDA BAPTIST HOSPITAL MICRO	1	1,312	190	13%	1,503
SOUTH LAKE HOSPITAL CLINICAL LAB		1,480	22	1%	1,502

Coronavirus: testing by laboratory

Data through Jul 6, 2020 verified as of Jul 7, 2020 at 09:25 AM

Data in this report are provisional and subject to change.

The numbers in the table below represent the number for whom test results were received by the Department of Health. A person can be tested by more than one laboratory and can have both positive and negative results. **Therefore, the sum of the numbers in each column will be larger than the total number of people tested.**

Reporting lab	Inconclusive	Negative	Positive	Percent positive	Total
ST LUCIE MEDICAL CENTER		1,264	201	14%	1,465
CENTRAL FLORIDA REGIONAL HOSPITAL		1,274	158	11%	1,432
MEMORIAL HOSPITAL- MIRAMAR	5	1,309	91	6%	1,405
GULF COAST MEDICAL CENTER LAB		1,200	127	10%	1,327
ST VINCENT'S MEDICAL CENTER - SOUTHSIDE		1,301	25	2%	1,326
LEE HEALTH COCONUT POINT CLINICAL LAB		1,110	199	15%	1,309
LEESBURG REGIONAL MEDICAL CENTER		1,188	105	8%	1,293
FLORIDA HOSPITAL NORTH PINELLAS	5	1,219	67	5%	1,291
HIALEAH HOSPITAL	3	919	323	26%	1,245
BAPTIST MEDICAL CENTER - NASSAU		1,212	32	3%	1,244
PHYSICIANS REGIONAL MEDICAL CENTER - PINE RIDGE RD		1,031	209	17%	1,240
MEMORIAL HOSPITAL MICRO		1,140	98	8%	1,238
MEMORIAL HOSPITAL PEMBROKE	2	1,098	110	9%	1,210
CLINICORE LABS		1,112	88	7%	1,200
UNIVERSITY HOSPITAL AND MEDICAL CENTER		955	220	19%	1,175
UNIVERSITY OF MIAMI HOSPITAL	5	786	379	32%	1,170
WEST PALM HOSPITAL LAB		1,024	145	12%	1,169
CITRUS MEMORIAL HOSPITAL LABORATORY		1,112	20	2%	1,132
VISTA CLINICAL		740	385	34%	1,125
POINCIANA MEDICAL CENTER		874	229	21%	1,103
ST PETERSBURG GENERAL HOSPITAL		805	296	27%	1,101
MEASE DUNEDIN HOSPITAL		1,014	84	8%	1,098
DOCTORS HOSPITAL OF SARASOTA CLINICAL LABORATORY		1,005	88	8%	1,093
SOUTH SEMINOLE HOSPITAL LABORATORY		1,067	20	2%	1,087
WEST MARION COMMUNITY HOSPITAL LAB		1,024	49	5%	1,073
QUEST DIAGNOSTICS LENEXA	1	1,017	41	4%	1,059
QUEST DIAGNOSTICS	2	860	197	19%	1,059
BAYFRONT MEDICAL CENTER		814	237	23%	1,051
OVIEDO MEDICAL CENTER		898	152	14%	1,050
FORT WALTON BEACH MEDICAL CENTER		941	101	10%	1,042
MILLENNIUM PHYSICIAN GROUP		821	174	17%	995
LMHS		901	75	8%	976
ORLANDO VA MEDICAL CENTER		836	67	7%	903
LOWER KEYS MEDICAL CENTER		857	38	4%	895
FLORIDA HOSPITAL FISH MEMORIAL		771	114	13%	885
PALMS OF PASADENA HOSPITAL		782	99	11%	881
SOUTH BAY HOSPITAL MICRO		757	95	11%	852
QUEST DIAGNOSTICS - MIRAMAR	6	280	561	66%	847
VIKOR SCIENTIFIC	2	599	240	29%	841
QUEST DIAGNOSTICS - WEST HILLS		778	30	4%	808
APPLIED INGENUITY DIAGNOSTICS LLC		785	18	2%	803
BAPTIST NORTH EMERGENCY CENTER		604	192	24%	796
ST VINCENTS CLAY COUNTY		771	22	3%	793
QUEST NEW ENGLAND	1	757	31	4%	789
PHYSICIANS REGIONAL MEDICAL CENTER - COLLIER BLVD	1	663	124	16%	788
RAULERSON HOSPITAL		681	96	12%	777
BARTOW REGIONAL MEDICAL CENTER		671	92	12%	763

Coronavirus: testing by laboratory

Data through Jul 6, 2020 verified as of Jul 7, 2020 at 09:25 AM

Data in this report are provisional and subject to change.

The numbers in the table below represent the number for whom test results were received by the Department of Health. A person can be tested by more than one laboratory and can have both positive and negative results. **Therefore, the sum of the numbers in each column will be larger than the total number of people tested.**

Reporting lab	Inconclusive	Negative	Positive	Percent positive	Total
THE VILLAGES REGIONAL HOSPITAL		708	45	6%	753
FLORIDA HOSPITAL ORLANDO		745	6	1%	751
PUTNAM COMMUNITY MEDICAL CENTER		674	50	7%	724
ADVENTHEALTH OCALA LABORATORY		684	36	5%	720
MEDCOMP SCIENCES LLC	14	483	208	30%	705
TWIN CITIES HOSPITAL		655	33	5%	688
QUEST DIAGNOSTICS - ATLANTA		592	91	13%	683
BMCT Molecular Diagnostics Subsection		551	123	18%	674
QUEST DIAGNOSTICS INFECTIOUS DISEASE INC		269	379	58%	648
BETHESDA HOSPITAL WEST		589	26	4%	615
HIGHLANDS REGIONAL MEDICAL CENTER		569	45	7%	614
LAKESIDE MEDICAL CENTER		379	224	37%	603
VISTA CLINICAL DIAGNOSTICS		356	246	41%	602
SYNERGY LABORATORIES	1	566	30	5%	597
AVENTUS BIOLABS	1	378	215	36%	594
CAPSTONE HEALTHCARE		403	189	32%	592
ENGLEWOOD COMMUNITY HOSPITAL		552	29	5%	581
ORLANDO HEALTH		10	509	98%	519
EGLIN AIRFORCE BASE LAB		477	38	7%	515
CLEVELAND CLINIC TRADITION HOSPITAL		455	56	11%	511
GULF BREEZE HOSPITAL LAB	1	462	40	8%	503
CLEVELAND CLINIC MARTIN NORTH HOSPITAL		414	65	14%	479
MAKO MEDICAL LABORATORIES	8	201	262	56%	471
SACRED HEART-EMERALD COAST		384	62	14%	446
MARTIN MEMORIAL HEALTH SYSTEMS LABORATORY		407	33	8%	440
VAMC ORLANDO		296	110	27%	406
MARINERS HOSPITAL		357	43	11%	400
BAPTIST EMERGENCY CENTER OAKLEAF		348	51	13%	399
BAPTIST HEALTH EMERGENCY CENTER COUNTRY WALK		359	35	9%	394
PATIENTS CHOICE LABORATORIES		174	211	55%	385
AMERICAN HEALTH ASSOCIATES	4	129	250	65%	383
LEE MEMORIAL HOSPITAL LAB			383	100%	383
ACCESS MEDICAL LABORATORIES		101	274	73%	375
QUEST DIAGNOSTICS WOOD DALE		345	29	8%	374
QUEST DIAGNOSTICS NICHOLS INSTITUTE	5	349	15	4%	369
ACCESSDX	2	187	180	49%	369
QUEST	1	70	293	80%	364
LAB24 INC			348	100%	348
BAPTIST EMERGENCY CENTER CLAY		327	20	6%	347
QUEST DIAGNOSTICS - IRVING	6	179	144	44%	329
AVERO DIAGNOSTICS - IRVING		289	27	9%	316
DAVITA LABS		283	26	8%	309
APPLIED INGENUITY DIAGNOSTICS		272	26	9%	298
SOUTHEAST ALABAMA MEDICAL CENT		279	12	4%	291
PANCARE OF FLORIDA, INC			290	100%	290
CLARITY LABS		239	48	17%	287
BIO COLLECTIONS INC	1	151	133	47%	285

Coronavirus: testing by laboratory

Data through Jul 6, 2020 verified as of Jul 7, 2020 at 09:25 AM

Data in this report are provisional and subject to change.

The numbers in the table below represent the number for whom test results were received by the Department of Health. A person can be tested by more than one laboratory and can have both positive and negative results. **Therefore, the sum of the numbers in each column will be larger than the total number of people tested.**

Reporting lab	Inconclusive	Negative	Positive	Percent positive	Total
MEMORIAL PEMBROKE 24/7 CARE CENTER		219	64	23%	283
BARDMOOR LABORATORY		244	34	12%	278
NCH NORTHEAST		195	82	30%	277
LABCORP RTP	1	38	235	86%	274
HEALTHQUEST ESOTERICS		63	209	77%	272
JACKSON HOSPITAL LAB		249	22	8%	271
NCH HEALTHCARE SYSTEM MICROBIOLOGY LAB			263	100%	263
DYNIX DIAGNOSTICS		184	74	29%	258
TAMPA COMMUNITY HOSPITAL		170	79	32%	249
ECCOLAB GROUP	1	72	175	71%	248
PATIENTS FIRST - MAHAN DRIVE		139	98	41%	237
NEW YORK STATE ELR - LENCO MEDICAL LABORATORY		221	12	5%	233
MAKO GENOMICS		217	8	4%	225
PHYSICIANS STAT LAB		132	90	41%	222
PWN HEALTH		83	136	62%	219
BIOREFERENCE LABORATORIES		16	185	92%	201
GENESIS REFERENCE LABORATORIES		1	197	99%	198
CORE DIAGNOSTIC LABORATORIES LLC		173	23	12%	196
UAB HIGHLANDS LABORATORY		194			194
MEDSCAN LABORATORY INC		136	58	30%	194
JACKSON HOSPITAL CLINICAL LABORATORY		176	14	7%	190
NEW YORK STATE ELR - NORTH SHORE LONG ISLAND JEWISH HEALTH		171	14	8%	185
FLO-MEDILAB SERVICES		80	103	56%	183
LUMINUS DIAGNOSTICS		139	39	22%	178
THERADOC		149	26	15%	175
NEW YORK STATE ELR - DEPARTMENT OF CLINICAL LABS		169	4	2%	173
NCF DIAGNOSTICS & DNA TECHNOLOGIES	9	14	146	86%	169
MILLENNIUM PATHOLOGY			158	100%	158
HENDRY REGIONAL MEDICAL CENTER		2	154	99%	156
LABCORP		18	137	88%	155
ST CLOUD REGIONAL MEDICAL CENTER		125	30	19%	155
LAB CORP		53	99	65%	152
PATHNOSTICS		21	130	86%	151
GENESIS MEDICAL LABORATORY MIAMI FL.		78	68	47%	146
MARTIN MEMORIAL LABORATORY AT ST LUCIE WEST		128	17	12%	145
INFORM DIAGNOSTICS		138	1	1%	139
ORLANDO VAMC		79	58	42%	137
TENNESSEE DOH - NASHVILLE	1	122	13	10%	136
BAPTIST MD ANDERSON CANCER CENTER		135			135
MEMPHIS PATHOLOGY LABORATORY		121	4	3%	125
SANFORD REFERENCE LAB		125			125
ADVANCE MEDICAL OF NAPLES			123	100%	123
PATHGROUP LABS LLC		84	39	32%	123
BMHSI-AEL MICROBIOLOGY LABORATORY	2	102	18	15%	122
NEW YORK STATE ELR - NYU HOSPITALS CENTER CLINICAL LABORATORIES		115	4	3%	119
BOSTON HEART DIAGNOSTICS CORP		115	4	3%	119
ORLANDO VETERANS AFFAIRS MEDICAL CENTER		32	86	73%	118

Coronavirus: testing by laboratory

Data through Jul 6, 2020 verified as of Jul 7, 2020 at 09:25 AM

Data in this report are provisional and subject to change.

The numbers in the table below represent the number for whom test results were received by the Department of Health. A person can be tested by more than one laboratory and can have both positive and negative results. **Therefore, the sum of the numbers in each column will be larger than the total number of people tested.**

Reporting lab	Inconclusive	Negative	Positive	Percent positive	Total
NCH HEALTHCARE BONITA		89	25	22%	114
QUALITOX LABORATORIES		96	18	16%	114
LABCORP TAMPA	1	15	97	86%	113
PATIENT'S FIRST		2	111	98%	113
ALLIED HEALTH FORT PIERCE		112			112
INTEGRATED REGIONAL LABORATORIES		99	10	9%	109
ASAP LAB LLC		90	17	16%	107
UAB UNIVERSITY OF ALABAMA HOSPITAL LAB		103	3	3%	106
LEHIGH REGIONAL MEDICAL CENTER LAB		93	12	11%	105
LABTECH DIAGNOSTIC		83	17	17%	100
NEW YORK STATE ELR - NEW YORK PRESBYTERIAN HOSPITAL CUMC CLINICAL		87	11	11%	98
JAY HOSPITAL CLINICAL LABORATORY		87	9	9%	96
FLAGLER HOSPITAL	3	15	77	81%	95
NEO GENOMICS - FORT MYERS		93	2	2%	95
DIAGNOSTIC SOLUTIONS		3	90	97%	93
FLORIDA HOSPITAL WAUCHULA		47	46	49%	93
UNKNOWN		7	86	92%	93
PALM BEACH COUNTY HEALTH DEPT LAB		91	1	1%	92
IRL MARKET LAB		60	31	34%	91
SMA SPECIALITY MEDICAL LAB		43	47	52%	90
ASCEND CLINICAL		86	3	3%	89
SUNRISE MEDICAL LABORATORIES		61	27	31%	88
BUREAU OF CLINICAL LABORATORIES		73	14	16%	87
VAMC WEST PALM LAB			87	100%	87
ROSEN MEDICAL CENTER		83	4	5%	87
JAMES A. HALEY VETERANS MICRO LAB			86	100%	86
EXPRESS GENE MOLECULAR DIAGNOSTIC LABORATORY			86	100%	86
BAY PINES VAMC CLINICAL LABORATORY		1	83	99%	84
HOLY CROSS HOSPITAL LABORATORY			83	100%	83
NIGHT LITE PEDIATRICS		46	34	43%	80
GENETWORKX		15	65	81%	80
SPARROW HEALTHCARE		1	78	99%	79
MILLENNIUM PATHOLOGY/MICROBIOLOGY LABORATORY			78	100%	78
BIOCERNA LLC	2	58	15	20%	75
NEW YORK STATE ELR - NEW YORK HOSPITAL LABORATORIES		70	4	5%	74
MICROGEN DX		1	73	99%	74
MAYO CLINIC LABS - ROCHESTER MAIN CAMPUS		71	1	1%	72
STEWART REFERENCE LABORATORY			71	100%	71
VETERANS AFFAIRS MEDICAL CENTER LAB			70	100%	70
USAFSAM/PHE		23	47	67%	70
NEW YORK STATE ELR - MOUNT SINAI LABORATORY		62	7	10%	69
UHEALTH CORAL GABLES/LENNAR MED CTR		63	6	9%	69
Highlands Regional Hospital		63	6	9%	69
CENTRAL FLORIDA HEALTH CARE		46	21	31%	67
ADVENT HEALTH DAYTONA		1	65	98%	66
AVECINA MEDICAL OAKLEAF			64	100%	64
HOLMES REGIONAL MEDICAL CENTER		3	60	95%	63

Coronavirus: testing by laboratory

Data through Jul 6, 2020 verified as of Jul 7, 2020 at 09:25 AM

Data in this report are provisional and subject to change.

The numbers in the table below represent the number for whom test results were received by the Department of Health. A person can be tested by more than one laboratory and can have both positive and negative results. **Therefore, the sum of the numbers in each column will be larger than the total number of people tested.**

Reporting lab	Inconclusive	Negative	Positive	Percent positive	Total
DAVITA LABORATORY SERVICES		48	14	23%	62
FLORIDA COMMUNITY HEALTH CENTERS INC			59	100%	59
ST JUDE CHILDREN'S RESEARCH HOSPITAL		53	6	10%	59
FLORIDA HOSPITAL HEARTLAND MED CTR LAKE PLACID		46	12	21%	58
HOLY CROSS HOSPITAL		1	55	98%	56
CENTRA CARE			56	100%	56
MEDICAL DIAGNOSTICS LABORATORIES,INC		15	40	73%	55
P4 CLINICAL, LLC			54	100%	54
GESSLER CLINIC			53	100%	53
VAMC LAKE CITY		51	1	2%	52
UR MEDICINE LABS- CENTRAL LABORATORY		50			50
AVERO DIAGNOSTICS		41	9	18%	50
GENE BY GENE			50	100%	50
BROWARD HEALTH MEDICAL CENTER		1	49	98%	50
MILLENNIUM LAB SERVICES			50	100%	50
MARTIN MEMORIAL MEDICAL CENTER LAB		10	39	80%	49
P4 DIAGNOSTIX LABORATORY NETWORK		1	48	98%	49
NORTH FLORIDA PEDIATRICS-TALLAHASSEE		43	5	10%	48
SARASOTA CO. HEALTH DEPT # 58		37	11	23%	48
VAMC BAY PINES		1	46	98%	47
H LEE MOFFITT CANCER CENTER MICRO		46			46
FULGENT DIAGNOSTICS	3	36	6	13%	45
BIOREFERENCE LABORATORY		1	44	98%	45
NEW YORK STATE ELR - WADSWORTH HEALTH CENTER		40	3	7%	43
HURLBURT FIELD CLINIC		23	18	44%	41
BAYCARE LAB		1	39	98%	40
BAPTIST HEALTH SOUTH FLORIDA		3	37	93%	40
NEW YORK STATE ELR - ENZO CLINICAL LABS INC		39	1	3%	40
QUEST TAMPA (NEW YORK ELR)		31	9	23%	40
NAVY HOSPITAL			38	100%	38
UNITED CLINICAL LABORATORY LLC			38	100%	38
MILLENIUM PHYSICIANS GROUP			38	100%	38
FISHERMENS HOSPITAL CLINICAL LAB		37	1	3%	38
FINLAY CLINICAL LABORATORY		24	14	37%	38
ORLANDO VA PALMS		2	36	95%	38
LABCORP BURLINGTON (LPP)		9	29	76%	38
Assurance Scientific Laboratories		28	9	24%	37
NONE			37	100%	37
FLORIDA HOSPITAL NEW SMYRNA		4	32	89%	36
ST. CLOUD MEDICAL GROUP		35			35
IRL		4	31	89%	35
FLORIDA LABORATORY ANALYSIS		26	9	26%	35
NEW YORK STATE ELR - EMPIRECITY LABORATORIES		29	5	15%	34
ACUTIS DIAGNOSTICS		31	3	9%	34
VHA PUBLIC HEALTH REFERENCE LABORATORY- PALO ALTO		27	7	21%	34
CLINICAL REFERENCE LABORATORY		28	4	13%	32
RCA LABORATORY SERVICES, LLC		3	28	90%	31

Coronavirus: testing by laboratory

Data through Jul 6, 2020 verified as of Jul 7, 2020 at 09:25 AM

Data in this report are provisional and subject to change.

The numbers in the table below represent the number for whom test results were received by the Department of Health. A person can be tested by more than one laboratory and can have both positive and negative results. **Therefore, the sum of the numbers in each column will be larger than the total number of people tested.**

Reporting lab	Inconclusive	Negative	Positive	Percent positive	Total
QUEST DIAGNOSTICS-VERO BEACH-37TH ST		31			31
NONA SCIENTIFIC			31	100%	31
PROVIDENCE HOSPITAL LABORATORY		30	1	3%	31
BioReference Laboratories, Inc		21	10	32%	31
CENTRACARE		1	30	97%	31
MORTON PLANT HOSPITAL			31	100%	31
HOSPITAL FOR SPECIAL SURGERY		29	1	3%	30
EAST MANATEE FAMILY	1		28	97%	29
MEDARBOR DIAGNOSTICS		1	28	97%	29
LAB CORP TAMPA			28	100%	28
SMA MEDICAL LABORATORY		8	20	71%	28
DESOTO MEMORIAL HOSPITAL LAB			28	100%	28
C.W. BILL YOUNG VA MEDICAL CENTER		3	25	89%	28
FINLAY CLINICAL LABORATORY INC		26	1	4%	27
TRADITION MEDICAL CENTER LABORATORY		7	20	74%	27
SOUTH LAKE HOSPITAL		1	26	96%	27
MORTON PLANT HOSPITAL/LAB		1	25	96%	26
MAVERICK LABS			26	100%	26
CDC		17	9	35%	26
CAREMOUNT MEDICAL - PATHOLOGY		26			26
SUNCOAST LABS			25	100%	25
TAMPA GENERAL HOSPITAL CLINICAL LAB			25	100%	25
P4CLINICAL	3	1	21	84%	25
NEW YORK STATE ELR - MONTEFIORE MEDICAL CENTER LABORATORIES - MOSES		19	6	24%	25
SOLARIS DIAGNOSTICS		1	24	96%	25
HEALTH FIRST-HOLMES REGIONAL			24	100%	24
QUEST DIAGNOSTIC INC		2	22	92%	24
DYNAMIC MEDICAL USA			23	100%	23
UNIVERSITY OF MIAMI HOSPITAL & CLINICS		20	3	13%	23
ORLANDO REGIONAL MEDICAL CENTER		1	22	96%	23
LABORATORY CORP OF AMERICA	1	4	18	78%	23
LABORATORY DYNAMICS		20	3	13%	23
ALL CHILDREN'S HOSPITAL LAB		1	21	95%	22
LAB CORP RTP	1	2	19	86%	22
ST. ANTHONY'S HOSPITAL			22	100%	22
CAPITAL REGIONAL MEDICAL CENTER		1	21	95%	22
PENNSYLVANIA DEPT OF HEALTH		19	3	14%	22
LABFIRST - DEPARTMENT OF PATHOLOGY		22			22
ST JOSEPHS CHILDRENS OUTREACH			22	100%	22
UNKNOWN - BAD FACILITY CODE		2	20	91%	22
INTEGRITY LABORATORIES			22	100%	22
MEDICAL DIAGNOSTIC LAB		1	20	95%	21
JACKSON MEMORIAL HOSPITAL			21	100%	21
HUNTSVILLE HOSPITAL LABORATORY		18	3	14%	21
DEPARTMENT OF VETERANS AFFAIRS JAMES A. HALEY VETERANS HOSPITAL			21	100%	21
NEW YORK STATE ELR - NEWYORK-PRESBYTERIAN/QUEENS DIAGNOSTIC		19	1	5%	20
LEON MEDICAL CENTER			20	100%	20

Coronavirus: testing by laboratory

Data through Jul 6, 2020 verified as of Jul 7, 2020 at 09:25 AM

Data in this report are provisional and subject to change.

The numbers in the table below represent the number for whom test results were received by the Department of Health. A person can be tested by more than one laboratory and can have both positive and negative results. **Therefore, the sum of the numbers in each column will be larger than the total number of people tested.**

Reporting lab	Inconclusive	Negative	Positive	Percent positive	Total
BAYCARE HEALTH SYSTEM		1	19	95%	20
BROWARD HEALTH CORAL SPRINGS EPIDEMIOLOGY DEPT			20	100%	20
ST VINCENT'S BIRMINGHAM LABORATORY		20			20
ST. MARY'S MEDICAL CENTER LAB			20	100%	20
ST. CLOUD HOSPITAL		20			20
QUEST DIAGNOSTICS NICHOLS INSTITUTE- LPP		3	17	85%	20
FLORIDA CLINICAL LABORATORY-BIOREFERENCE LABORATORIES		2	18	90%	20
INTEGRATED REGIONAL LABORATORIES - LARGO			19	100%	19
MIAMI BEACH COMMUNITY HEALTH CENTER			19	100%	19
EGLIN REGIONAL MEDICAL CENTER		4	15	79%	19
STONE WASH CLINICAL LABORATORIES		2	16	89%	18
SACRED HEART HOSPITAL ON THE GULF		10	8	44%	18
QUEST DIAGNOSTICS INC.			18	100%	18
NEW YORK STATE ELR - WHITE PLAINS HOSPITAL CENTER LAB		18			18
SUNPATH MEDICAL DIAGNOSTICS LABORATORY			18	100%	18
MED HEALTH SERVICES		18			18
FAWCETT MEMORIAL HOSPITAL-LAB		1	16	94%	17
CLEVELAND CLINIC FOUNDATION		9	8	47%	17
MACDILL AIRFORCE BASE MICRO		14	3	18%	17
KENDALL REGIONAL MEDICAL CENTER LAB			17	100%	17
NEW YORK STATE ELR - KALEIDA HEALTH CENTER FOR LABORATORY		13	4	24%	17
CHILDREN'S HOSPITAL OF ALABAMA		17			17
WATSON CLINIC LLP SOUTH			17	100%	17
TOM LEE COMMUNITY HEALTH CENTER			16	100%	16
MOBILE INFIRMARY MED CENTER PATH LAB		14	2	13%	16
MIAMI VA HEALTHCARE SYSTEM			16	100%	16
ARUP		4	12	75%	16
NEW YORK STATE ELR - BROOKDALE UNIVERSITY HOSPITAL		16			16
LABORATORY SPECIALISTS OF MICHIGAN			16	100%	16
VA		15	1	6%	16
POPLAR HEALTHCARE PLLC	1	10	5	31%	16
QUESTDIAGNOSTICS INCORPORATED		1	14	93%	15
AMELIA URGENT CARE			15	100%	15
PALO ALTO VA MEDICAL CENTER		1	14	93%	15
DIATHERIX		13	2	13%	15
NEW YORK STATE ELR - STONY BROOK UNIVERSITY MEDICAL CENTER		12	3	20%	15
TGH		1	14	93%	15
NEW PLANT CITY FAMILY CARE			15	100%	15
PHYSICIANS REGIONAL HEALTHCARE SYSTEM			14	100%	14
IPSUM DIAGNOSTICS			14	100%	14
MADISON CORE LABORATORIES		13	1	7%	14
UNITED CLINICAL LABS			14	100%	14
PATRICK AIR FORCE BASE		1	13	93%	14
AVECINA MEDICAL JULINGTON		3	11	79%	14
ARTHREX MEDICAL CENTER			14	100%	14
AMERICAN RESEARCH LABS		1	13	93%	14
PACIFIC ANALYTICS			14	100%	14

Coronavirus: testing by laboratory

Data through Jul 6, 2020 verified as of Jul 7, 2020 at 09:25 AM

Data in this report are provisional and subject to change.

The numbers in the table below represent the number for whom test results were received by the Department of Health. A person can be tested by more than one laboratory and can have both positive and negative results. **Therefore, the sum of the numbers in each column will be larger than the total number of people tested.**

Reporting lab	Inconclusive	Negative	Positive	Percent positive	Total
NITE LITE PEDIATRICS			14	100%	14
QUEST DIAGNOSTICS INCORPORATED			14	100%	14
LABCORP BIRMINGHAM		4	10	71%	14
QUEST DIAGNOSTICS NICHOLS INSTITUTE - SJC (LPP)		9	4	31%	13
QDX PATHOLOGY SERVICES		10	3	23%	13
GENPATH			13	100%	13
VA MEDICAL CENTER		5	8	62%	13
FLORIDA DEPARTMENT OF HEALTH		9	4	31%	13
ADVENT HEALTH FISH MEMORIAL		2	11	85%	13
Quest Diag Unspecifd		4	9	69%	13
XERA MED RESEARCH			13	100%	13
HEALTH CENTRAL HOSPITAL			13	100%	13
NXGEN MDX		11	2	15%	13
TIDE LABORATORIES		3	10	77%	13
GRAVITY DIAGNOSTICS		9	4	31%	13
ST. JOSEPHS HOSPITAL			12	100%	12
MEDCOMP SCIENCES			12	100%	12
WHITE WILSON MEDICAL CENTER CLINIC			12	100%	12
NAVAL HOSPITAL - JACKSONVILLE		1	11	92%	12
PARRISH MEDICAL CENTER		1	11	92%	12
PROTEUS MOLECULAR AND CLINICAL LAB		8	4	33%	12
ADVANCED URGENT CARE		10	2	17%	12
SHORELINE PHYSICIAN GROUP			12	100%	12
CORE DIAGNOSTIC LABORATORIES			12	100%	12
NEW YORK STATE ELR - LENOX HILL HOSPITAL		11	1	8%	12
NEW YORK STATE ELR - CATHOLIC HEALTH SYSTEM DEPT LABORATORY		12			12
NEW YORK STATE ELR - QUEST DIAGNOSTICS INCORPORATED		9	3	25%	12
AVECINA MEDICAL SOUTHSIDE			12	100%	12
BROWARD DIALYSIS			12	100%	12
BIO-REFERENCE LABORATORIES			12	100%	12
ST FRANCIS HOSPITAL		8	3	27%	11
FLORIDA DEPT OF HEALTH		4	7	64%	11
INDIAN RIVER MEDICAL CENTER		11			11
AMERICAN ESOTERIC LABORATORIES			11	100%	11
OUT OF STATE		11			11
NEW YORK STATE ELR - UNIVERSITY HOSPITAL, STONY BROOK SOUTHAMPTON		11			11
BAY MEDICAL CENTER SACRED HEART HEALTH SYSTEM			11	100%	11
LAB INTERMARKET FACILITY LAB			11	100%	11
MED ARBOR			10	100%	10
LAKE BALDWIN CBOC		9	1	10%	10
BROWARD HEALTH CARE			10	100%	10
SUNQUEST		2	8	80%	10
NEW JERSEY DEPARTMENT OF HEALTH COMMUNICABLE DISEASE SERVICE		3	7	70%	10
ESCAMBIA COMMUNITY CLINIC			10	100%	10
UNIVERSITY HEALTH SYSTEM INC		10			10
CURATIVE LABS			10	100%	10
PARK WEST MEDICAL CENTER		10			10

Coronavirus: testing by laboratory

Data through Jul 6, 2020 verified as of Jul 7, 2020 at 09:25 AM

Data in this report are provisional and subject to change.

The numbers in the table below represent the number for whom test results were received by the Department of Health. A person can be tested by more than one laboratory and can have both positive and negative results. **Therefore, the sum of the numbers in each column will be larger than the total number of people tested.**

Reporting lab	Inconclusive	Negative	Positive	Percent positive	Total
PARKWEST MEDICAL CENTER		9	1	10%	10
NEW YORK STATE ELR - ROCHESTER GENERAL HOSPITAL LABORATORY		9	1	10%	10
DOH			10	100%	10
UVMC MICROBIOLOGY		9			9
CITRUS MEMORIAL HEALTH SYSTEM LAB		1	8	89%	9
CLARITY LAB SOLUTIONS		3	6	67%	9
DOCTORS MEMORIAL HOSPITAL		6	3	33%	9
LABCORP - MIAMI		4	5	56%	9
MICHIGAN DEPARTMENT OF HEALTH AND HUMAN SERVICES			9	100%	9
DIAGNOSTIC LABORATORY OF OKLAHOMA		9			9
VAMC GAINESVILLE		2	7	78%	9
UPMC CHAUTAUQUA AT WCA LABORATORY		9			9
ST. JOSEPH HOSPITAL LAB			9	100%	9
ALL CHILDREN'S HOSPITAL/LAB			9	100%	9
NEW YORK STATE ELR - WILSON MEMORIAL REGIONAL MEDICAL CENTER		9			9
CAPE CANAVERAL HOSPITAL			9	100%	9
USA HEALTH UNIVERSITY HOSPITAL CLINICAL LABORATORY		9			9
CORE LABORATORY		1	8	89%	9
SEVEN RIVERS REGIONAL MEDICAL CENTER			9	100%	9
JACKSON HEALTH SYSTEM			9	100%	9
ASSOCIATED CLINICAL LABORATORIES		9			9
AEL- MEMPHIS			8	100%	8
CURATIVE LABS INC			8	100%	8
LABCORP - CLEARWATER		3	5	63%	8
FLORIDA COMMUNITY HEALTH CENTER OF ST. LUCIE			8	100%	8
NORTH SHORE UNIVERSITY HOSPITAL LABORATORY		8			8
MOFFITT CANCER CENTER		6	2	25%	8
BAYCARE OUTREACH LABORATORY SERVICES		1	7	88%	8
MOLECULAR TESTING LABS			8	100%	8
GENEUS DIAGNOSTICS			8	100%	8
ST MARY'S MEDICAL CENTER		1	7	88%	8
DEVANSH LAB WERKS INC		6	2	25%	8
ST JOSEPH'S HEALTHLINE		1	7	88%	8
EXPERTUS LABORATORIES INC		8			8
EAST ALABAMA MEDICAL CENTER LABORATORY		6	2	25%	8
SANTA ROSA MEDICAL CENTER			8	100%	8
BAYFRONT		8			8
VENICE REGIONAL MEDICAL CENTER			8	100%	8
325TH MEDICAL GROUP			8	100%	8
ACCU REFERENCE MEDICAL LAB			8	100%	8
AMERICAN PATHOLOGY PARTNERS		7	1	13%	8
ST JOSEPHS HOSPITAL			8	100%	8
MIAMI VAMC			8	100%	8
LAB PLUS, LLC AT SAINT THOMAS WEST HOSPITAL		6	2	25%	8
CONSOLIDATED LAB SERVICES		8			8
JACKSON NORTH MEDICAL CENTER		1	7	88%	8
THE COMMONWEALTH OF MASSACHUSETTS			8	100%	8

Coronavirus: testing by laboratory

Data through Jul 6, 2020 verified as of Jul 7, 2020 at 09:25 AM

Data in this report are provisional and subject to change.

The numbers in the table below represent the number for whom test results were received by the Department of Health. A person can be tested by more than one laboratory and can have both positive and negative results. **Therefore, the sum of the numbers in each column will be larger than the total number of people tested.**

Reporting lab	Inconclusive	Negative	Positive	Percent positive	Total
DELRAY MEDICAL CENTER LAB			8	100%	8
PALM BAY HOSPITAL		1	6	86%	7
VIERA HOSPITAL			7	100%	7
ADVENTHEALTH LAB			7	100%	7
WATSON CLINIC LLP MAIN			7	100%	7
NORTH CAROLINA DEPARTMENT OF HEALTH & HUMAN SERVICES			7	100%	7
LONGLEAF DIAGNOSTIC LABORATORIES		2	5	71%	7
QUEST INFECTIOUS DISEASE		3	4	57%	7
LABCORP INC		1	6	86%	7
NO NAME		5	2	29%	7
MAYO CLINIC DEPT OF LAB MED PATHOLOGY			7	100%	7
MACDILL AFB HOSPITAL		1	6	86%	7
BIO REFERNCE LABORATORIES		2	5	71%	7
GRAVITY DIAGNOSTICS, LLC		3	4	57%	7
WESTPAC LABS			6	100%	6
PRIDE DIAGNOSTICS		6			6
NEW YORK STATE ELR - CATHOLIC HEALTH SERVICES REGIONAL LABORATORY		4	2	33%	6
ARCHBOLD MEMORIAL HOSPITAL/LAB		3	3	50%	6
PATHGROUP LABS			6	100%	6
DYNAMIC DNA LAB			6	100%	6
SOUTHEAST ALABAMA MEDICAL CENTER			6	100%	6
PERSONALIZED GENETIC TESTING			6	100%	6
BAPTIST SOUTH MEDICAL CENTER		2	4	67%	6
SACRED HEART HEALTH SYSTEM			6	100%	6
FLORIDA DEPARTMENT OF HEALTH IN LAKE COUNTY		3	3	50%	6
DOCTOR'S IN HOUSE LAB			6	100%	6
LEE COUNTY HEALTH DEPARTMENT		4	2	33%	6
NORTH BAY HOSPITAL			6	100%	6
CLEVELAND CLINIC			6	100%	6
STATE LAB		1	5	83%	6
NEW YORK STATE ELR - JAMAICA HOSPITAL MEDICAL CENTER		6			6
MICHIGAN DEPARTMENT OF COMMUNITY HEALTH		1	5	83%	6
LECONTE MEDICAL CENTER LAB		5	1	17%	6
ST JOSEPH HOSPITAL		5	1	17%	6
LEE MEMORIAL LAB GULF COAST			5	100%	5
CHILDREN'S HOSPITAL OF PHILADELPHIA		5			5
BIOTECH			5	100%	5
ST. JOSEPH'S HOSPITAL LAB			5	100%	5
ST VINCENT'S EAST LABORATORY		5			5
BROWARD COUNTY HEALTH DEPT.			5	100%	5
DEPARTMENT OF VETERANS AFFAIRS MEDICAL CENTER			5	100%	5
HEALTH FIRST-PALM BAY			5	100%	5
NORTHWELL HEALTH PLAINVIEW HOSPITAL LABORATORY		4	1	20%	5
SPECIALITY LABORATORIES,INC		4	1	20%	5
AMERICAN HEALTH ASSOCIATES OF TAMPA			5	100%	5
ADVENTHEALTH CENTRA CARE ORMOND BEACH			5	100%	5
CONNECTICUT DEPARTMENT OF HEALTH		4	1	20%	5

Coronavirus: testing by laboratory

Data through Jul 6, 2020 verified as of Jul 7, 2020 at 09:25 AM

Data in this report are provisional and subject to change.

The numbers in the table below represent the number for whom test results were received by the Department of Health. A person can be tested by more than one laboratory and can have both positive and negative results. **Therefore, the sum of the numbers in each column will be larger than the total number of people tested.**

Reporting lab	Inconclusive	Negative	Positive	Percent positive	Total
UPMC HEALTH SYSTEM		4	1	20%	5
TRUE HEALTH DIAGNOSTICS		1	4	80%	5
LAB			5	100%	5
SANFORD LABORATORIES		5			5
BOCA RATON REGIONAL HOSPITAL LAB			5	100%	5
CLINICAL PATHOLOGY LABORATORIES, INC.			5	100%	5
MILLENNIUM PHYSICIAN GROUP LCC			5	100%	5
ST CATHERINE OF SIENA HOSPITAL		5			5
MID-FLORIDA PATHOLOGY		3	2	40%	5
US BIOTEK LABORATORIES			5	100%	5
SOUTH SEMINOLE HOSPITAL		1	4	80%	5
LABCORP BURLINGTON CYTO		4	1	20%	5
PENSACOLA PEDIATRICS			5	100%	5
GENESIS DIAGNOSTICS			5	100%	5
XRL SXF REF LAB		5			5
BAPTIST CLAY			5	100%	5
ADVENT HEALTH CENTRA CARE: WATERFORD LAKES			5	100%	5
SELECT REFERENCE LABORATORIES, LLC			5	100%	5
AEL KNOXVILLE			5	100%	5
ST VINCENTS MEDICAL CENTER RIVERSIDE NURSING			5	100%	5
NEW YORK STATE ELR - GOOD SAMARITAN HOSPITAL LABORATORY		5			5
CANTON-POTSDAM HOSPITAL LABORATORY		5			5
BAYFRONT HEALTH BROOKSVILLE			5	100%	5
SMA LAB		3	2	40%	5
NEW YORK STATE ELR - LOURDES HOSPITAL INC		5			5
ST ANTHONY NORTH			5	100%	5
TAMIAMI LAB MILLENNIUM			5	100%	5
PATHOGENIUS LABORATORIES		2	3	60%	5
JFK MEDICAL CENTER NORTH LAB			5	100%	5
MERCY HOSPITAL MIAMI LAB			4	100%	4
NEW YORK STATE ELR - ST PETER'S BENDER LABORATORY		4			4
EXPRESS TESTING-ONE			4	100%	4
TRUGENX			4	100%	4
NEW YORK STATE ELR - JAMES J PETERS VA MEDICAL CENTER		2	2	50%	4
THE CENTER FOR URGENT CARE		3	1	25%	4
UMHC/SYLVESTER AT KENDALL			4	100%	4
BAY PINES VA		1	3	75%	4
SEBASTIAN RIVER MEDICAL CENTER		3	1	25%	4
QUEST DIAGNOSTICS- MELBOURNE			4	100%	4
LABCORP - NAPLES			4	100%	4
SUNCOAST COMMUNITY HEALTH CENTERS PEDIATRICS			4	100%	4
FINLAY C. LABORATORY		3	1	25%	4
LAKELAND REGIONAL HEALTH			4	100%	4
DTR LABS		3	1	25%	4
FULGENT GENETICS		2	2	50%	4
STATEN ISLAND UNIVERSITY HOSPITAL-POUCH		4			4
ST ELIZABETH MEDICAL CENTER LABORATORY		4			4

Coronavirus: testing by laboratory

Data through Jul 6, 2020 verified as of Jul 7, 2020 at 09:25 AM

Data in this report are provisional and subject to change.

The numbers in the table below represent the number for whom test results were received by the Department of Health. A person can be tested by more than one laboratory and can have both positive and negative results. **Therefore, the sum of the numbers in each column will be larger than the total number of people tested.**

Reporting lab	Inconclusive	Negative	Positive	Percent positive	Total
SOUTHEAST FAMILY HEALTHCARE CENTER			4	100%	4
MEDICAL LABORATORY DIAGNOSTICS			4	100%	4
BOND CLINIC			4	100%	4
NEW YORK STATE ELR - WESTCHESTER MEDICAL CENTER		4			4
PEDIATRIC HEALTH CARE ALLIANCE			4	100%	4
COMMUNITY HEALTH OF SOUTH FLORIDA			4	100%	4
Diatherix Laboratories, LLC		1	3	75%	4
FLOWERS HOSPITAL		1	3	75%	4
NEW YORK STATE ELR - BROOKLYN HOSPITAL CENTER DOWNTOWN CAMPUS		4			4
MISSOURI DEPARTMENT OF HEALTH AND SENIOR SERVICES			4	100%	4
VAMC			4	100%	4
VENICE REGIONAL MEDICAL LAB SERVICES			4	100%	4
HUNTINGTON HOSPITAL LABORATORY		3	1	25%	4
MAYO CLINIC LABS - ROCHESTER SUPERIOR DRIVE			4	100%	4
HEALTH FIRST CAPE CANAVERAL HOSPITAL			4	100%	4
DAVITA LABORATORY		4			4
THOMAS JEFFERSON UNIVERSITY HOSPITAL		4			4
NEW YORK STATE ELR - VASSAR BROTHERS MEDICAL CENTER LABORATORY		4			4
NORTHWEST FLORIDA COMMUNITY HOSPITAL		1	3	75%	4
HEALTH FIRST-VIERA HOSPITAL			4	100%	4
PROMEDICA LABORATORIES		4			4
LEHIGH VALLEY HOSPITAL		3	1	25%	4
OKLAHOMA STATE UNIVERSITY DIAGNOSTIC LAB			4	100%	4
CAYUGA MEDICAL CENTER AT ITHACA		4			4
PRECISION LABS LLC		1	3	75%	4
NEW YORK STATE ELR - HUDSON VALLEY HOSPITAL CENTER LABORATORY		3	1	25%	4
PUBLIC HEALTH LAB		3			3
LABCORP DIAGNOSTICS-MIAMI		2	1	33%	3
FLORIDA CLINICAL LAB			3	100%	3
CENTRAL FLORIDA HEALTH CARE INC			3	100%	3
LEE MEMORIAL HEALTH PARK LAB			3	100%	3
GENUS DIAGNOSTICS			3	100%	3
BAYCARE LABORATORIES			3	100%	3
NEW YORK STATE ELR - BRONX LEBANON HOSPITAL-MEDICAL CENTER		3			3
DOH JACKSONVILLE CENTRAL LABORATORY		3			3
DOH-TAMPA BRANCH LABORATORY (MLK BLVD)			3	100%	3
BRANCH MEDICAL CLINIC			3	100%	3
FAMILY HEALTH CENTERS OF SWF LABS			3	100%	3
BEAUMONT LABORATORY			3	100%	3
BROOKWOOD BAPTIST MEDICAL CENTER		3			3
WINTER HAVEN HOSPITAL			3	100%	3
CBS LABORATORY			3	100%	3
NEW YORK STATE ELR - ERIE COUNTY MEDICAL CTR CLINICAL LABS		3			3
OPTUM LABS LLC			3	100%	3
NEW YORK PRESBYTERIAN - ALLEN HOSPITAL		3			3
ACH			3	100%	3
PALMS WEST HOSPITAL			3	100%	3

Coronavirus: testing by laboratory

Data through Jul 6, 2020 verified as of Jul 7, 2020 at 09:25 AM

Data in this report are provisional and subject to change.

The numbers in the table below represent the number for whom test results were received by the Department of Health. A person can be tested by more than one laboratory and can have both positive and negative results. **Therefore, the sum of the numbers in each column will be larger than the total number of people tested.**

Reporting lab	Inconclusive	Negative	Positive	Percent positive	Total
GULF COAST MOLECULAR LABORATORIES			3	100%	3
NORTH BROWARD HOSPITAL DISTRICT HEALTHCARE FOR THE HOMELESS			3	100%	3
PENNSYLVANIA DEPARTMENT OF HEALTH BUREAU OF LABORATORIES			3	100%	3
ILLINOIS DEPARTMENT OF PUBLIC HEALTH			3	100%	3
JACKSON SOUTH COMMUNITY HOSPITAL LAB			3	100%	3
COLORADO DEPARTMENT OF PUBLIC HEALTH AND ENVIRONMENT			3	100%	3
PINELLAS COUNTY HEALTH DEPARTMENT		2	1	33%	3
UNKNOWN LAB			3	100%	3
ARNOT OGDEN MEDICAL CENTER LABORATORY		3			3
TYNDALL AFB			3	100%	3
TIMBER RIDGE LABORATORY			3	100%	3
LAKE CITY VETERANS HOSPITAL			3	100%	3
TAMPA GENERAL HOSPITAL LABORATORY			3	100%	3
ASCENSION ST. VINCENT'S PRIMARY CARE			3	100%	3
BAYONET POINT MEDICAL CENTER			3	100%	3
ST LUKES HOSPITAL LABORATORY		2	1	33%	3
VIRTUA VOORHEES HOSPITAL		3			3
AVELLINO LAB USA INC		3			3
BAYCARE OUTREACH LABORATORY HOSPITAL			3	100%	3
PRATTVILLE BAPTIST HOSPITAL		3			3
SHELBY COUNTY HEALTH CARE CORPORATION		1	2	67%	3
VIRGINIA DIVISION OF CONSOLIDATED LABORATORIES			3	100%	3
NICHOLS INSTITUTE QUEST DIAGNOSTICS		2	1	33%	3
Cleveland Clinic Laboratories		1	2	67%	3
NEW YORK STATE ELR - SOUTHSIDE HOSPITAL NORTHWELL HEALTH LABORATORY		2	1	33%	3
LAB CORP OF AMERICA		1	2	67%	3
NORTH OKALOOSA MEDICAL CENTER			3	100%	3
NEW YORK STATE ELR - QUEST DIAGNOSTICS NICHOLS		3			3
ROCKLEDGE			3	100%	3
JOE DIMAGGIO CHILDREN'S HOSPITAL		1	2	67%	3
HEALTHLINK DIAGNOSTIC LABORATORIES		1	2	67%	3
FRANCES WARDE MEDICAL LABORATORY		1	2	67%	3
KEY WEST URGENT CARE, INC		3			3
INDIAN RIVER CHD VERO BEACH		2	1	33%	3
BARONESS ERLANGER HOSPITAL		3			3
MONTEFIORE NEW ROCHELLE HOSPITAL		3			3
WAKEMED		1	2	67%	3
MAYO MEDICAL LABORATORIES		2	1	33%	3
LAKE WALES MEDICAL CENTER INC			3	100%	3
QUEST DIAGNOSTIC			3	100%	3
VA OUTPATIENT			3	100%	3
NEW YORK STATE DEPARTMENT OF HEALTH		1	1	50%	2
NEW YORK STATE ELR - SARATOGA HOSPITAL LABORATORY		2			2
SARASOTA MEMORIAL MEDICAL URGENT CARE CENTER			2	100%	2
OHIO STATE UNIVERSITY WEXNER MEDICAL CENTER			2	100%	2
WOLFSON CHILDREN'S HOSPITAL			2	100%	2
UC CORAL GABLES			2	100%	2

Coronavirus: testing by laboratory

Data through Jul 6, 2020 verified as of Jul 7, 2020 at 09:25 AM

Data in this report are provisional and subject to change.

The numbers in the table below represent the number for whom test results were received by the Department of Health. A person can be tested by more than one laboratory and can have both positive and negative results. **Therefore, the sum of the numbers in each column will be larger than the total number of people tested.**

Reporting lab	Inconclusive	Negative	Positive	Percent positive	Total
PRIVA PATH LABS			2	100%	2
SCDHEC BUREAU OF LABORATORIES			2	100%	2
VIRTUA MEMORIAL HOSPITAL BURLINGTON COUNTY			2	100%	2
UNIVERSITY HOSPITAL			2	100%	2
OKLAHOMA STATE DEPARTMENT OF HEALTH-PUBLIC HEALTH LABORATORY			2	100%	2
WALGREENS #5317		2			2
PREMIER LABORATORY SERVICES, LLC			2	100%	2
PPD			2	100%	2
THE VILLAGES CLINICAL LAB		2			2
PALM BEACH PATHOLOGY		2			2
TREASURE COAST COMMUNITY HEALTH			2	100%	2
SAMARITAN MEDICAL CENTER		2			2
ST. JOSEPH REGIONAL MEDICAL CENTER			2	100%	2
OMNI			2	100%	2
SIGNATURE CARE PFLUGERVILLE			2	100%	2
NORTH FLORIDA/SOUTH GEORGA VETERANS HEALTH SYSTEM			2	100%	2
NAPHCARE, INC.			2	100%	2
MONTANA PUBLIC HEALTH LAB			2	100%	2
ALABAMA DEPARTMENT OF PUBLIC HEALTH			2	100%	2
NORTHERN DUTCHESS HOSPITAL LABORATORY		2			2
CONNECTDX			2	100%	2
ANNE BATES LEACH EYE HOSPITAL/ ABLEH MICROBIOLOGY LABORATORY		2			2
CLINICAL PATHOLOGY LABS		1	1	50%	2
MHHS All Lab Subsection		2			2
ADVANCED MEDICAL CARE			2	100%	2
INTERCOASTAL MEDICAL GROUP			2	100%	2
NEW YORK STATE ELR - ORANGE REGIONAL MEDICAL CENTER LABORATORY		2			2
EMERGENCY MEDICAL CENTER			2	100%	2
MEMORIAL SLOAN KETTERING CANCER CENTER		1	1	50%	2
BAY CARE			2	100%	2
Cleveland Clinic Weston			2	100%	2
BAYFRONT HEALTH PUNTA GORDA			2	100%	2
BIOFIRE			2	100%	2
NEW YORK STATE ELR - LONG ISLAND JEWISH VALLEY STREAM		2			2
QUEENS HOSPITAL CENTER		2			2
QUEST DIAGNOSTICS INCORPORATED			2	100%	2
FCHC (OB)-DARWIN SQUARE CTR.			2	100%	2
QUEST DIAGNOSTICS-N ST PETERSBURG-5TH			2	100%	2
IOWA DEPARTMENT OF PUBLIC HEALTH			2	100%	2
HEALTHMARK REGIONAL HOSPITAL LAB			2	100%	2
LABCORP PHOENIX			2	100%	2
IRL MARKET LAB ALACHUA		1	1	50%	2
LABCORP - STUART		1	1	50%	2
GALEN BAYLOR EXTENSION		2			2
ABBOTT			2	100%	2
DORAL URGENT CARE			2	100%	2
FLORIDA DEPARTMENT OF HEALTH IN HILLSBOROUGH COUNTY			2	100%	2

Coronavirus: testing by laboratory

Data through Jul 6, 2020 verified as of Jul 7, 2020 at 09:25 AM

Data in this report are provisional and subject to change.

The numbers in the table below represent the number for whom test results were received by the Department of Health. A person can be tested by more than one laboratory and can have both positive and negative results. **Therefore, the sum of the numbers in each column will be larger than the total number of people tested.**

Reporting lab	Inconclusive	Negative	Positive	Percent positive	Total
GULF COAST MEDICAL GROUP			2	100%	2
FLORIDA CLINICAL LABORATORY INC			2	100%	2
MARSHALL MEDICAL CENTER SOUTH LAB		2			2
METHODIST MEDICAL CENTER		1	1	50%	2
BETH ISRAEL DEACONESS MEDICAL CENTER			2	100%	2
LABCORP RARITAN		2			2
MAGNOLIA DIAGNOSTIC			2	100%	2
MY CLINICAL LAB			2	100%	2
AMERICAN FAMILY CARE- ORANGE BEACH			2	100%	2
DEACONESS HOSPITAL			2	100%	2
LINCOLN MEDICAL AND MENTAL HEALTH CENTER		2			2
AHSE ROP		2			2
BAYFRONT HEALTH SPRING HILL			2	100%	2
GEISINGER MEDICAL CENTER		2			2
CELERION			2	100%	2
BAPTIST MEDICAL CENTER EAST		1	1	50%	2
HOME ACCESS HEALTH			2	100%	2
STATEN ISLAND UNIVERSITY HOSPITAL		2			2
NEW YORK STATE ELR - JACOBI MEDICAL CENTER		2			2
SSM HEALTH ST LOUIS MICROBIOLOGY LABORATORY		1	1	50%	2
JOHNSON CITY MEDICAL CENTER		1	1	50%	2
ST. MARYS MEDICAL CENTER			2	100%	2
ALTRU DIAGNOSTICS INC			2	100%	2
BAYFRONT HEALTH ER PINELLAS PARK		2			2
SHELBY BAPTIST MEDICAL CENTER			2	100%	2
ACHS		2			2
LABCORP - OHIO			2	100%	2
CALHOUN LIBERTY HOSPITAL			2	100%	2
CONEMAUGH MEMORIAL MEDICAL CENTER		2			2
MONTEFIORE ST LUKE'S CORNWALL HOSPITAL		2			2
X-GENE MOLECULAR LABS			2	100%	2
NEW HAMPSHIRE DEPARTMENT OF HEALTH AND HUMAN SERVICES		1	1	50%	2
NEW HAMPSHIRE PUBLIC HEALTH LABORATORIES		2			2
LEESBURG REGIONAL MEDICAL CENTER		1	1	50%	2
GEORGIA DEPARTMENT OF PUBLIC HEALTH			2	100%	2
PIEDMONT HOSPITAL LAB			1	100%	1
DUKE HEALTH REGIONAL HOSPITAL			1	100%	1
LEESBURG FAMILY MEDICINE		1			1
LABCORP HOUSTON			1	100%	1
UNIVERSITY LAB			1	100%	1
DHEC - S.C PUBLIC HEALTH LAB			1	100%	1
PEACHEALTH LABORATORIES		1			1
UAB			1	100%	1
INTERLAB		1			1
TIMPANOGOS REGIONAL HOSPITAL			1	100%	1
FALMOUTH BY THE SEA			1	100%	1
PHYSICIANS STAT			1	100%	1

Coronavirus: testing by laboratory

Data through Jul 6, 2020 verified as of Jul 7, 2020 at 09:25 AM

Data in this report are provisional and subject to change.

The numbers in the table below represent the number for whom test results were received by the Department of Health. A person can be tested by more than one laboratory and can have both positive and negative results. **Therefore, the sum of the numbers in each column will be larger than the total number of people tested.**

Reporting lab	Inconclusive	Negative	Positive	Percent positive	Total
MONTANA DEPARTMENT OF PUBLIC HEALTH & HUMAN SERVICES			1	100%	1
LABCORP - HOLLYWOOD			1	100%	1
JOHNS HOPKINS MEDICAL LABORATORIES			1	100%	1
LOYOLA UNIVERSITY MEDICAL CENTER LABORATORY			1	100%	1
JOHN HOPKINS MEDICAL LABORATORIES		1			1
CAROMONT HEALTH			1	100%	1
NEW YORK STATE ELR - SAMARITAN HOSPITAL LABORATORY		1			1
WEST VIRGINIA UNIVERSITY HOSPITALS			1	100%	1
DICKERT			1	100%	1
ACCESSLAB		1			1
UT MEMPHIS UNIVERSITY HEALTH SERVICES			1	100%	1
WILMINGTON VA MEDICAL CENTER			1	100%	1
BAY CARE LAB SERVICES/ST. ANTHONY'S HOSPITAL			1	100%	1
BAYCARE MEDICAL GROUP INC			1	100%	1
WUESTHOFF MEDICAL CENTER-MELBOURNE			1	100%	1
BOZEMAN HEALTH DEACONESS HOSPITAL		1			1
ACCESS HEALTH CARE			1	100%	1
MARINER'S HOSPITAL			1	100%	1
MARYLAND DEPARTMENT OF HEALTH AND MENTAL HYGIENE			1	100%	1
Viracor Eurofins			1	100%	1
LABCORP LAFAYETTE		1			1
LEGACY LABORATORY SERVICES			1	100%	1
VA GREATER LOS ANGELES HEALTH CARE SYSTEM			1	100%	1
MISSOURI DEPARTMENT OF HEALTH AND SENIOR SERVICES - STATE PH LAB		1			1
ECLRS			1	100%	1
HAWAII DEPARTMENT OF HEALTH LAB			1	100%	1
VA HOSPITAL			1	100%	1
MD NOW URGENT CARE CENTER INC.			1	100%	1
AZALEA HEALTH			1	100%	1
AMMON LABS			1	100%	1
CAROLINAS HEALTHCARE SYSTEM LAB			1	100%	1
BAPTIST ER TOWN CTR			1	100%	1
ST. LUKE'S HOSPITAL - BETHLEHEM CAMPUS		1			1
HEALTH NETWORK LABORATORIES		1			1
KETTERING HEALTH			1	100%	1
JRS LABORATORY			1	100%	1
CBC LAB			1	100%	1
ORMOND BEACH CENTRA CARE			1	100%	1
FLORIDA HEALTH CARE PLANS			1	100%	1
FLORIDA HOSPITAL KISSIMMEE			1	100%	1
OHIO DEPARTMENT OF HEALTH			1	100%	1
DOCTOR'S MEMORIAL HOSPITAL			1	100%	1
COLLIER COUNTY HEALTH DEPT.			1	100%	1
PARKWAY REGIONAL MEDICAL CENTER LAB			1	100%	1
EDGAR PRICE FAMILY & CHILDREN HEALTHCARE CENTER			1	100%	1
CENTRA CARE CONWAY			1	100%	1
WASHINGTON STATE DEPARTMENT OF HEALTH PUBLIC HEALTH LABORATORIES			1	100%	1

Coronavirus: testing by laboratory

Data through Jul 6, 2020 verified as of Jul 7, 2020 at 09:25 AM

Data in this report are provisional and subject to change.

The numbers in the table below represent the number for whom test results were received by the Department of Health. A person can be tested by more than one laboratory and can have both positive and negative results. **Therefore, the sum of the numbers in each column will be larger than the total number of people tested.**

Reporting lab	Inconclusive	Negative	Positive	Percent positive	Total
COASTAL LABORATORIES			1	100%	1
VRL EUROFINs			1	100%	1
BARDMOOR LABORATORY			1	100%	1
WOODHULL MEDICAL AND MENTAL HEALTH CTR		1			1
WELLINGTON WEST 100176			1	100%	1
WEST PACIFIC MEDICAL LABORATORY			1	100%	1
COLORADO DEPARTMENT OF HEALTH LABORATORY SERVICES DIVISION			1	100%	1
ERIE COUNTY MEDICAL CTR CLINICAL LABS		1			1
DOCS URGENT CARE			1	100%	1
SUNY AT STONY BROOK			1	100%	1
EXCEL URGENT CARE OF NJ			1	100%	1
COMPUNET CLINICAL LAB			1	100%	1
US LABORATORIES			1	100%	1
CQUENTIA NGS, LLC			1	100%	1
CORAL GABLES HOSPITAL			1	100%	1
HOLY NAME MEDICAL CENTER		1			1
FORT SANDERS REGIONAL LABORATORY		1			1
LABCORP - ORLANDO		1			1
HOUSTON HEALTH DEPARTMENT - BUREAU OF LABORATORY SERVICES			1	100%	1
TUFTS MEDICAL CENTER			1	100%	1
Covance Central Laboratory			1	100%	1
FLORIDA HOSPITAL ALTAMONTE			1	100%	1
ST VINCENT'S CHILTON		1			1
LABCORP KANSAS CITY			1	100%	1
BERKSHIRE MEDICAL CENTER			1	100%	1
MEDSTAR HARBOR HOSPITAL			1	100%	1
CLEVELAND CLINIC OHIO LABORATORIES			1	100%	1
BMC/JACSONVILLE		1			1
RIVERSIDE METHODIST HOSPITAL LAB			1	100%	1
LAKEVIEW REGIONAL HOSPITAL			1	100%	1
MEDICAL CLINIC OF HOUSTON			1	100%	1
MANATEE PEDIATRICS			1	100%	1
LABCORP-PORT ST.LUCIE		1			1
NEW YORK STATE ELR - NEW YORK CITY DEPARTMENT OF HEALTH & MENTAL		1			1
MAGNOLIA ADULT, LLC			1	100%	1
LATE HOURS URGENT CARE			1	100%	1
HIGHLANDS CLINICAL LABORATORY			1	100%	1
HEART OF FLORIDA HMA			1	100%	1
LAB CORP PHOENIX			1	100%	1
KANSAS DEPARTMENT OF HEALTH			1	100%	1
ALLIANCE LABS @LRMC			1	100%	1
CELEBRATION HOSPITAL			1	100%	1
CALIFORNIA PUBLIC HEALTH LABORATORY			1	100%	1
CFCH - FROSTPROOF			1	100%	1
CENTRA CARE - WATERFORD LAKES			1	100%	1
ARNOLD PALMER HOSPITAL LABORATORY			1	100%	1
ALVERNO CLINICAL LABORATORIES			1	100%	1

Coronavirus: testing by laboratory

Data through Jul 6, 2020 verified as of Jul 7, 2020 at 09:25 AM

Data in this report are provisional and subject to change.

The numbers in the table below represent the number for whom test results were received by the Department of Health. A person can be tested by more than one laboratory and can have both positive and negative results. **Therefore, the sum of the numbers in each column will be larger than the total number of people tested.**

Reporting lab	Inconclusive	Negative	Positive	Percent positive	Total
WILLIAM A HINTON STATE LABORATORY INSTITUTE			1	100%	1
BAYFRONT HEALTH PORT CHARLOTTE			1	100%	1
OHIO DEPARTMENT OF HEALTH LABORATORY		1			1
NORTHSHORE UNIVERSITY HEALTHSYSTEM EVANSTON HOSPITAL LAB			1	100%	1
PERDIDO URGENT CARE			1	100%	1
PEDIATRIC HEALTHCARE ALLIANCE			1	100%	1
UW HOSPITAL AND CLINICS			1	100%	1
THE CHILDREN'S HOSPITAL OF PHILADELPHIA		1			1
NORTH RIVER FAMILY HEALTH CENTER			1	100%	1
WOLFSON (USE BAPTIST)			1	100%	1
PHAROS HEALTH			1	100%	1
UNITED CLINICAL LABORATORIES			1	100%	1
SOUTHWEST REGIONAL PCR LABORATORY			1	100%	1
THE HEART HOSPITAL BAYLOR PLANO			1	100%	1
TIEHH BIOTERRORISM RESPONSE LAB			1	100%	1
QUEST - HOUSTON LAB			1	100%	1
PRISMA HEALTH TUOMEY LABORATORY			1	100%	1
REDITUS LABORATORIES			1	100%	1
URGENT CARE WEST CLINIC			1	100%	1
RDX BIOSCIENCE,			1	100%	1
NEW YORK STATE ELR - NEW YORK PRESBYTERIAN-LOWER MANHATTAN		1			1
NORTHSIDE HOSPITAL DULUTH			1	100%	1
QUEST ELR		1			1
SCIENCE CARE			1	100%	1
SHANDS AT LAKE SHORE LAB			1	100%	1
RIVERVIEW REGIONAL MEDICAL CENTER		1			1
NEW YORK STATE ELR - MONTEFIORE MEDICAL CENTER LABORATORIES - WEILER			1	100%	1
NORTHWEST FL COMM HOSP			1	100%	1
SPRING HILL REGIONAL HOSPITAL			1	100%	1
SONIC REFERENCE LABORATORY			1	100%	1
SUNY UPSTATE MEDICAL UNIVERSITY			1	100%	1
STATEN ISLAND UNIVERSITY HOSPITAL SEGUINE AVE		1			1
ONEIDA HEALTHCARE CENTER		1			1
OHIO STATE UNIVERSITY MEDICAL CENTER			1	100%	1
PECONIC BAY MEDICAL CENTER LABORATORY			1	100%	1
SMITH KLINE			1	100%	1
TEXAS DEPARTMENT OF STATE HEALTH SERVICES			1	100%	1
TEN HEALTHCARE			1	100%	1
ST. JOSEPH'S HOSPITAL NORTH			1	100%	1
THOMAS LANGLEY			1	100%	1
THE UNIVERSITY OF VERMONT MEDICAL CENTER		1			1
REGIONAL MEDICAL LABORATORY			1	100%	1
QUEST DIAGNOSTICS-OCALA-SE 3RD		1			1
SANFORD SOUTH UNIVERSITY		1			1
REMISE OCCUPATIONAL HEALTH SOLUTIONS INC			1	100%	1
UF KANAPAHA LAB BEAKER		1			1
MEMORIAL HERMANN CONSOLIDATED LABORATORY SERVICES			1	100%	1

Coronavirus: testing by laboratory

Data through Jul 6, 2020 verified as of Jul 7, 2020 at 09:25 AM

Data in this report are provisional and subject to change.

The numbers in the table below represent the number for whom test results were received by the Department of Health. A person can be tested by more than one laboratory and can have both positive and negative results. **Therefore, the sum of the numbers in each column will be larger than the total number of people tested.**

Reporting lab	Inconclusive	Negative	Positive	Percent positive	Total
URGENT CARE TCMA			1	100%	1
MONTEFIORE NYACK HOSPITAL AFFILIATED LABORATORY		1			1
NEWYORK-PRESBYTERIAN/ LAWRENCE HOSPITAL LABORATORY		1			1
NOVANT HEALTH INPATIENT CARE			1	100%	1
UNIVERSITY OF FLORIDA			1	100%	1
UNK			1	100%	1
UNIVERSITY OF MIAMI			1	100%	1
NAVAL BRANCH MEDICAL CLINIC			1	100%	1
MIDMICHIGAN MEDICAL CENTER			1	100%	1
SOUTHEAST GEORGIA HEALTH SYSTEM			1	100%	1
ST FRANCIS			1	100%	1
UCLA HEALTHCARE CLINICAL LABS			1	100%	1
ST. MARY MEDICAL CENTER		1			1
State Lab Unspecifd			1	100%	1
WARD MEMORIAL HOSPITAL		1			1
SKY RIDGE MEDICAL CENTER - MICRO			1	100%	1
QUEST DIAGNOSTIC INC TECHNICAL			1	100%	1
PREMIER MEDICAL LABORATORY			1	100%	1
RIVIERA BEACH HEALTH CENTER LAB			1	100%	1
ROBERT WOOD JOHNSON HOSPITAL			1	100%	1
NOT GIVEN			1	100%	1
NORTH BROWARD MEDICAL CENTER			1	100%	1
PHELPS HOSPITAL LABORATORY		1			1
PEDIATRIC ASSOCIATES - JACKSONVILLE			1	100%	1
MHS LAB		1			1
NORTH NAPLES HOSPITAL RESPIRATORY THERAPY DEPARTMENT			1	100%	1
BIODORON LABORATORIES			1	100%	1
MOLECULAR DIAGNOSTICS			1	100%	1
INTERMOUNTAIN MEDICAL CENTER			1	100%	1
INDIAN RIVER CLINICAL LABORATORY, INC.		1			1
Lourdes Hospital			1	100%	1
ONslow MEMORIAL HOSPITAL LABORATORY		1			1
CHATSWORTH ASSISTED LIVING COMMUNITY AT PGA NATIONAL			1	100%	1
NAVAL HOSPITAL OF JACKSONVILLE			1	100%	1
INTERMARKET FACILITY			1	100%	1
KETTERING MEDICAL CENTER			1	100%	1
JEFFERSON COUNTY HEALTH DEPARTMENT-MONTICELLO		1			1
NEW YORK STATE ELR - BELLEVUE HOSPITAL CENTER DEPARTMENT		1			1
DALLAS MEDICAL CENTER			1	100%	1
HANCOCK REGIONAL HOSPITAL		1			1
NEW YORK STATE ELR - AUBURN COMMUNITY HOSPITAL		1			1
BAPTIST HEALTH MEDICAL CENTER			1	100%	1
NEW YORK STATE ELR - LABORATORY ALLIANCE OF CENTRAL NEW		1			1
SANFORD REGIONAL HOSPITAL WORTHINGTON		1			1
SENTARA NORFOLK GENERAL HOSPITAL CENTRAL LAB			1	100%	1
TAMPA		1			1
Mt Sinai Aventura			1	100%	1

Coronavirus: testing by laboratory

Data through Jul 6, 2020 verified as of Jul 7, 2020 at 09:25 AM

Data in this report are provisional and subject to change.

The numbers in the table below represent the number for whom test results were received by the Department of Health. A person can be tested by more than one laboratory and can have both positive and negative results. **Therefore, the sum of the numbers in each column will be larger than the total number of people tested.**

Reporting lab	Inconclusive	Negative	Positive	Percent positive	Total
STANLY REGIONAL MEDICAL CENTER			1	100%	1
TAMIAMI LAB MILLENIUM			1	100%	1
BEAUFORT MEMORIAL			1	100%	1
POARCH BANC CREEK INDIANS TRIBAL HEALTH DEPARTMENT			1	100%	1
MUNSON MEDICAL CENTER			1	100%	1
HEALTH FIRST IBM-UX			1	100%	1
GRAND VIEW HOSPITAL			1	100%	1
CHARLOTTE CHD PORT CHARLOTTE		1			1
BEAUMONT HOSPITAL, GROSSE POINTE			1	100%	1
GENETRAIT LABORATORIES			1	100%	1
COMMONWEALTH OF MASSACHUSETTS			1	100%	1
ACCESS HEALTH CARE PHYSICIANS			1	100%	1
TALLAHASSEE MEMORIAL HOSPITAL/MICROBIOLOGY LAB			1	100%	1
FLORIDA DEPARTMENT OF HEALTH PALM BEACH COUNTY			1	100%	1
GENESIS LABORATORY MANAGEMENT			1	100%	1
GARCIA CLINICAL LABORATORY		1			1
UNITED HEALTHCARE			1	100%	1
DELAWARE DIAGNOSTICS LABS			1	100%	1
TANNER MEDICAL CENTER EAST AL		1			1
TRINITAS REGIONAL MEDICAL CENTER			1	100%	1
GIFFORD MEMORIAL HOSPITAL		1			1
SOUTH GEORGIA MEDICAL CENTER			1	100%	1
MARION COUNTY HEALTH DEPARTMENT			1	100%	1
MIAMI CANCER INSTITUTE			1	100%	1
MEDICAL CENTER ENTERPRISE			1	100%	1
HIGHLANDS MEDICAL CENTER		1			1
GUTHRIE MEDICAL GROUP LABORATORIES		1			1
LAKWOOD RANCH ER 24/7			1	100%	1
JOHNS HOPKINS MEDICAL LABS			1	100%	1
WELLNOW URGENT CARE		1			1
BAYCARE OUTREACH LAB			1	100%	1
WATAUGA MEDICAL CENTER			1	100%	1
BIRMINGHAM VAMC		1			1
MEDLOGIC, LLC		1			1
AFC URGENT CARE			1	100%	1
XPRESS WELLNESS URGENT CARE			1	100%	1
BAYCARE ALLIANT HOSPITAL			1	100%	1
BLOOD SYSTEMS LABORATORIES			1	100%	1
UTMB PATHOLOGY CLINICAL SERVICES LABORATORY			1	100%	1
DALE MEDICAL CENTER		1			1
UNIVERSITY HOSPITAL OF BROOKLYN		1			1
UNIVERSITY OF MISSOURI HEALTH CARE			1	100%	1
VIRACOR			1	100%	1
BLOUNT MEMORIAL HOSPITAL		1			1
CONEY ISLAND HOSPITAL		1			1
CATHOLIC HEALTH SYSTEM DEPT LABORATORY		1			1
Total	5,499	2,461,715	268,024	10%	2,735,238