

COVID-19: summary of cases and monitoring

Data through Dec 21, 2020 verified as of Dec 22, 2020 at 09:25 AM

Data in this report are provisional and subject to change.

Cases: people with positive PCR or antigen test result

Total cases	1,223,015
Florida residents	1,202,660
Non-Florida residents	20,355
Type of testing	
Florida residents	1,202,660
Positive by BPHL/CDC	45,773
Positive by commercial/hospital lab	1,156,887
PCR positive	1,052,149
Antigen positive	150,511
Non-Florida residents	20,355
Positive by BPHL/CDC	591
Positive by commercial/hospital lab	19,764
PCR positive	15,992
Antigen positive	4,363
Characteristics	
Florida residents hospitalized	60,471
Florida resident deaths	20,754
Non-Florida resident deaths	298

Hospitalized counts include anyone who was hospitalized at some point during their illness. It does not reflect the number of people currently hospitalized.

More information on deaths identified through death certificate data is available on the National Center for Health Statistics website at www.cdc.gov/nchs/nvss/vsrr/COVID19/index.htm.

Cases: people with positive PCR or antigen test result

Risk factors for Florida residents

Traveled	10,598
Contact with a known case	460,700
Traveled and contact with a known case	13,339
Neither	718,023
No travel and no contact	149,163
Travel is unknown	404,942
Contact is unknown	281,533
Contact is pending	247,480

Travel can be unknown and contact can be unknown or pending for the same case, these numbers will sum to more than the "neither" total.

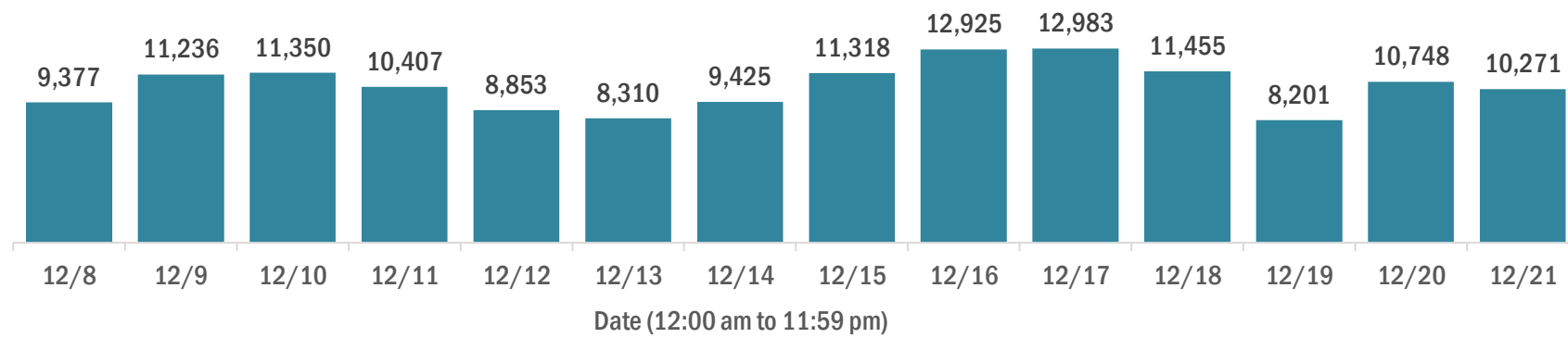
COVID-19: summary of laboratory testing

Data through Dec 21, 2020 verified as of Dec 22, 2020 at 09:25 AM

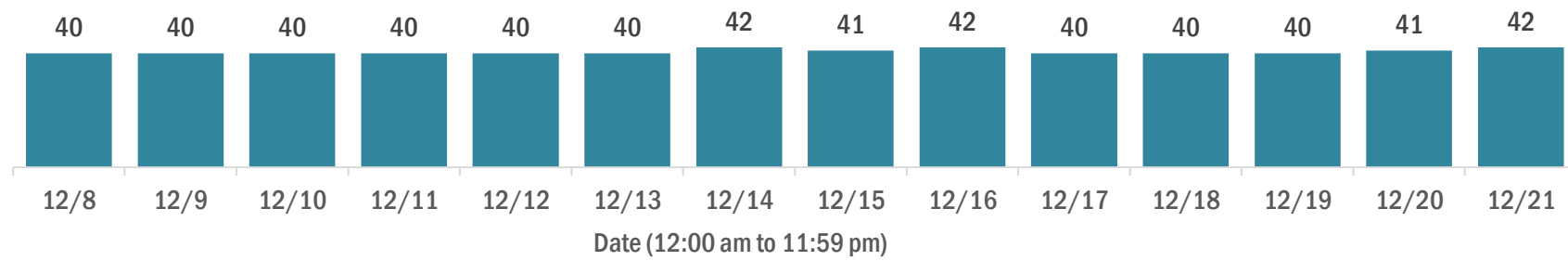
Data in this report are provisional and subject to change.

Cases in Florida residents per day for the past 2 weeks

Number of cases per day



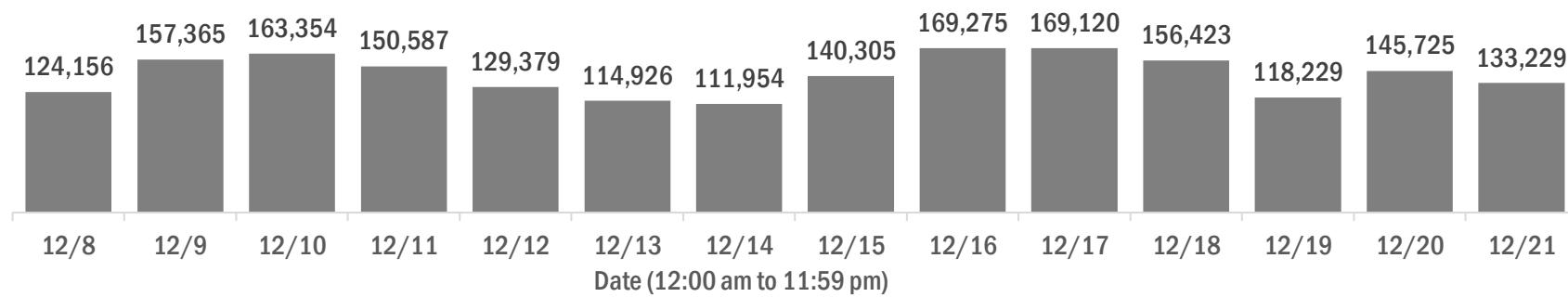
Median age of cases by day



Laboratory testing for Florida residents over the past 2 weeks

Number of Florida residents tested per day

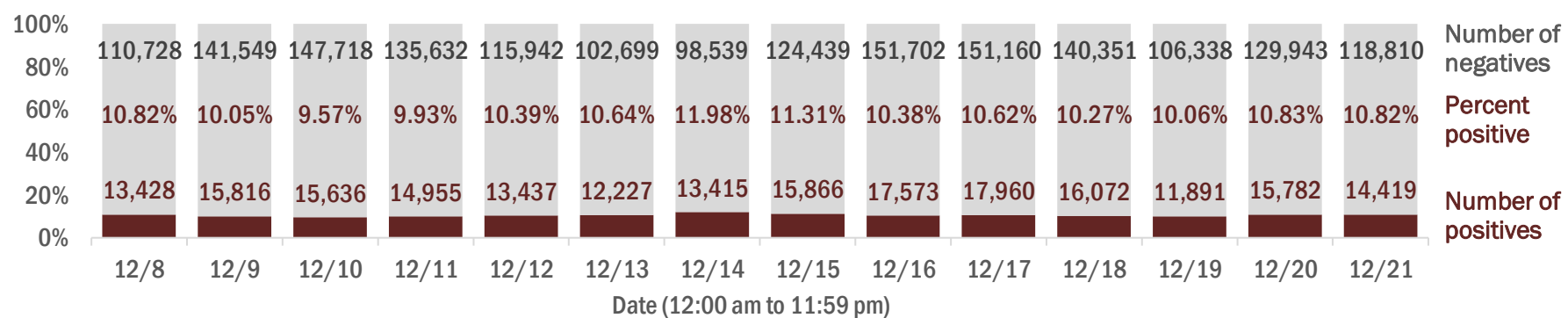
These counts include the number of people for whom the Department received PCR or antigen laboratory results by day. People tested on multiple days will be included for each day a new result was received. A person is only counted once for each day they are tested, regardless of whether multiple specimens are tested or multiple results are received.



Number and percent of Florida residents with positive test results

The percent of positive results ranged from 9.57% to 11.98% over the past 2 weeks and was 10.82% yesterday.

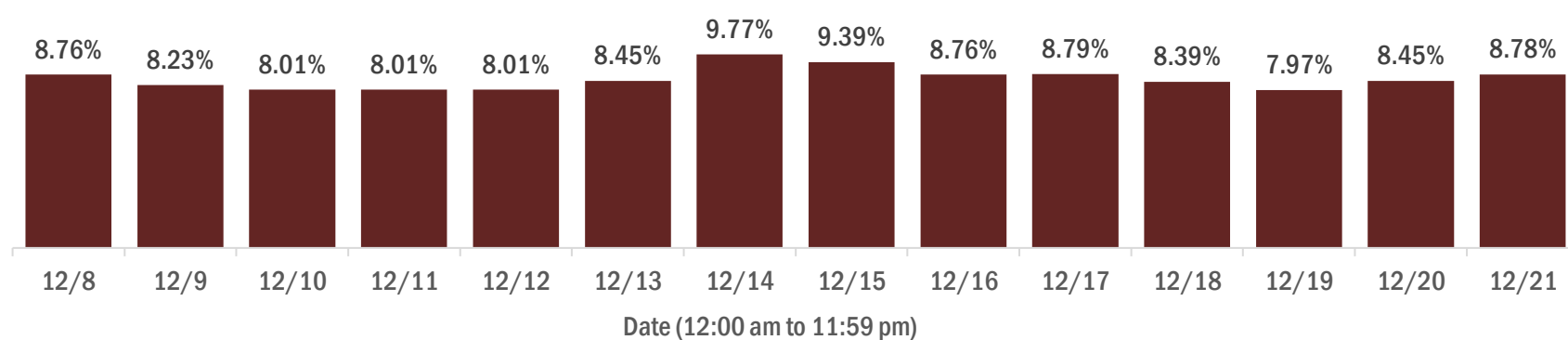
These counts include the number of people for whom the Department received PCR or antigen laboratory results by day. People tested on multiple days will be included for each day a new result was received. A person is only counted once for each day they are tested, regardless of whether multiple specimens are tested or multiple results are received. If a person has a positive specimen and a negative specimen in the same day, only the positive result is counted.



Percent positivity for new cases in Florida residents

The percent of positive results ranged from 7.97% to 9.77% over the past 2 weeks and was 8.78% yesterday.

This percent is the number of people who test PCR- or antigen-positive for the first time divided by all the people tested that day, excluding people who have previously tested positive.



COVID-19: characteristics of 1,202,660 Florida resident cases

Data through Dec 21, 2020 verified as of Dec 22, 2020 at 09:25 AM

Data in this report are provisional and subject to change.

Age group	Cases	Hospitalizations	Deaths
0-4 years	21,508	2% 405	1% 0
5-14 years	62,666	5% 368	1% 5
15-24 years	190,548	16% 1,588	3% 34
25-34 years	217,165	18% 3,236	5% 117
35-44 years	188,585	16% 4,869	8% 343
45-54 years	185,267	15% 7,337	12% 811
55-64 years	157,014	13% 10,516	17% 2,270
65-74 years	96,992	8% 12,245	20% 4,408
75-84 years	54,198	5% 11,803	20% 6,185
85+ years	27,605	2% 8,099	13% 6,581
Unknown	1,112	0% 5	0% 0
Total	1,202,660	60,471	20,754

Gender	Cases
Female	622,171 52%
Male	572,567 48%
Unknown	7,922 1%
Total	1,202,660

Ethnicity	Cases	Hospitalizations	Deaths
Hispanic	376,212 31%	16,285 27%	5,074 24%
Non-Hispanic	551,791 46%	41,016 68%	14,208 68%
Unknown	274,657 23%	3,170 5%	1,472 7%
Total	1,202,660	60,471	20,754

Race and ethnicity	Cases	Hospitalizations	Deaths
White	633,145 53%	38,305 63%	14,752 71%
Hispanic	249,632 21%	11,458 19%	4,021 19%
Non-Hispanic	339,396 28%	25,578 42%	10,029 48%
Unknown	44,117 4%	1,269 2%	702 3%
Black	162,136 13%	13,171 22%	3,655 18%
Hispanic	8,892 1%	547 1%	139 1%
Non-Hispanic	140,001 12%	12,329 20%	3,377 16%
Unknown	13,243 1%	295 0%	139 1%
Other race	168,224 14%	7,093 12%	1,656 8%
Hispanic	86,606 7%	3,874 6%	777 4%
Non-Hispanic	57,715 5%	2,897 5%	738 4%
Unknown	23,903 2%	322 1%	141 1%
Unknown race	239,155 20%	1,902 3%	691 3%
Hispanic	31,082 3%	406 1%	137 1%
Non-Hispanic	14,679 1%	212 0%	64 0%
Unknown	193,394 16%	1,284 2%	490 2%
Total	1,202,660	60,471	20,754

Hospitalization counts include anyone who was hospitalized at some point during their illness. It does not reflect the number of people currently hospitalized. **Other race** includes any person with a race of American Indian/Alaskan native, Asian, native Hawaiian/Pacific Islander, or other.

COVID-19: deaths in Florida residents and staff of long-term care facilities

Data through Dec 21, 2020 verified as of Dec 22, 2020 at 09:25 AM

Data in this report are provisional and subject to change.

For current cases in residents or staff of long-term care facilities, please visit: <https://floridahealthcovid19.gov/>

County	Deaths		County	Deaths		County	Deaths	
Dade	897	11%	Okaloosa	113	1%	Gadsden	12	0%
Palm Beach	806	10%	Osceola	100	1%	Washington	12	0%
Pinellas	660	8%	Citrus	97	1%	Gilchrist	11	0%
Broward	497	6%	Charlotte	96	1%	Baker	9	0%
Hillsborough	443	6%	Indian River	78	1%	Calhoun	9	0%
Polk	357	4%	Clay	75	1%	Jefferson	9	0%
Brevard	286	4%	Jackson	75	1%	Gulf	8	0%
Lee	286	4%	Leon	63	1%	Lafayette	8	0%
Duval	271	3%	Suwannee	55	1%	Desoto	5	0%
Sarasota	264	3%	St. Johns	53	1%	Holmes	5	0%
Orange	244	3%	Highlands	51	1%	Flagler	4	0%
Volusia	195	2%	Bay	44	1%	Levy	4	0%
St. Lucie	189	2%	Alachua	39	0%	Bradford	3	0%
Marion	183	2%	Columbia	37	0%	Monroe	3	0%
Seminole	182	2%	Sumter	33	0%	Taylor	3	0%
Escambia	160	2%	Nassau	28	0%	Hardee	2	0%
Manatee	152	2%	Santa Rosa	24	0%	Dixie	1	0%
Collier	138	2%	Hendry	20	0%	Liberty	1	0%
Pasco	128	2%	Putnam	20	0%			
Martin	120	2%	Madison	18	0%	Total	7,950	
Hernando	115	1%	Walton	18	0%			
Lake	115	1%	Okeechobee	16	0%			

Note: cases are summarized by the county of usual residence. Residents and staff may be cases associated with facilities that are not in their county of usual residence, resulting in cases being included below for counties that do not have facilities with known cases.

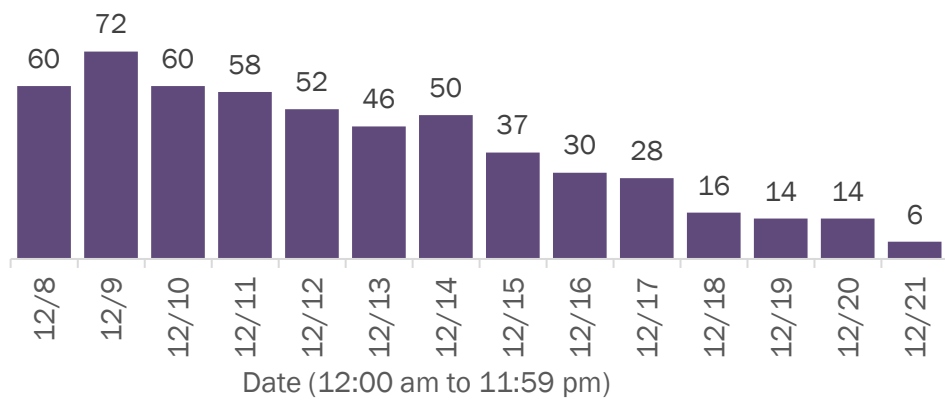
COVID-19: cases in Florida residents who have died

Data through Dec 21, 2020 verified as of Dec 22, 2020 at 09:25 AM

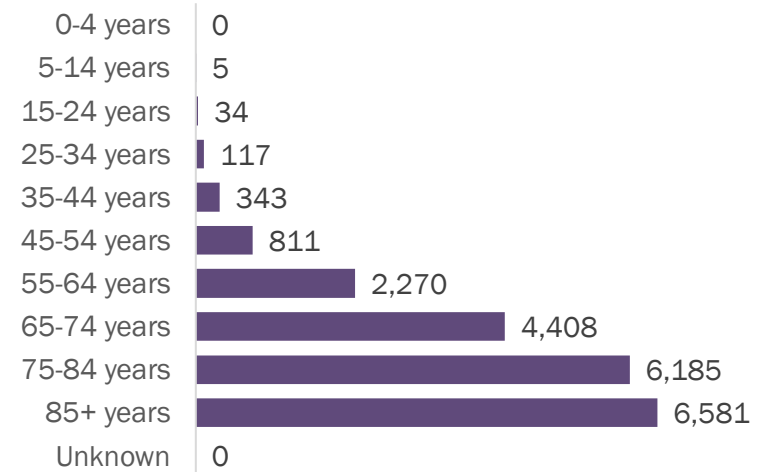
Data in this report are provisional and subject to change.

Demographics for all identified COVID-19 deaths: 20,754

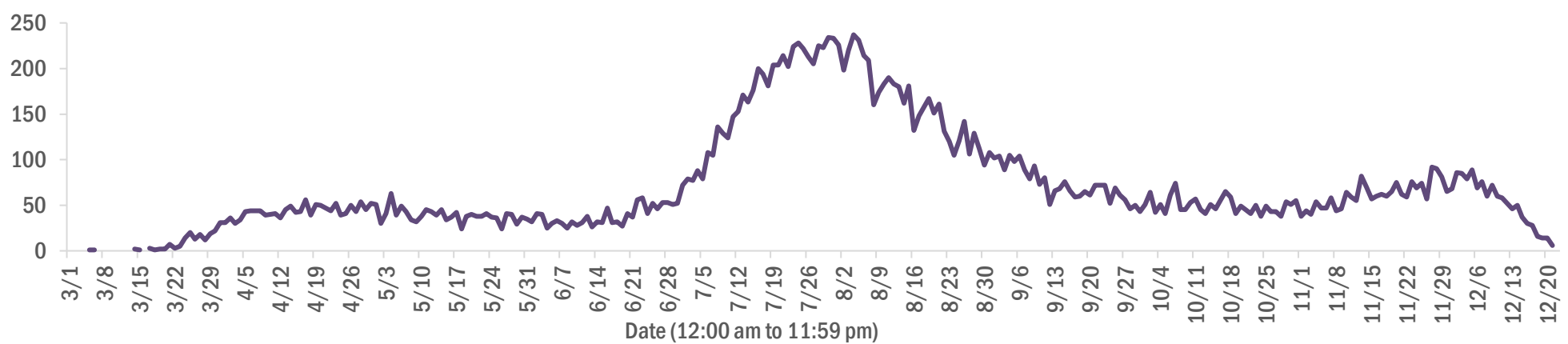
Deaths by date of death for the past 2 weeks



Deaths by age group



Deaths by date of death since March 2020



Age group	Deaths	Cases	Case fatality rate	Mortality rate per 100,000 population
0-4 years	0	21,508	0.0%	0.0
5-14 years	5	62,666	0.0%	0.2
15-24 years	34	190,548	0.0%	1.4
25-34 years	117	217,165	0.1%	4.1
35-44 years	343	188,585	0.2%	13.2
45-54 years	811	185,267	0.4%	29.1
55-64 years	2,270	157,014	1.4%	78.5
65-74 years	4,408	96,992	4.5%	181.6
75-84 years	6,185	54,198	11.4%	440.5
85+ years	6,581	27,605	23.8%	1139.5
Unknown	0	1,112	0.0%	
Total	20,754	1,202,660	1.7%	96.1

Race	Deaths	Cases	Case fatality rate	Mortality rate per 100,000 population
White	14,752	633,145	2.3%	88.3
Black	3,655	162,136	2.3%	99.9
Other	1,656	168,224	1.0%	133.1
Unknown	691	239,155	0.3%	
Total	20,754	1,202,660	1.7%	96.1

Gender	Deaths	Cases	Case fatality rate	Mortality rate per 100,000 population
Female	9,155	622,171	1.5%	82.9
Male	11,599	572,567	2.0%	109.9
Unknown	0	7,922	0.0%	
Total	20,754	1,202,660	1.7%	96.1

Ethnicity	Deaths	Cases	Case fatality rate	Mortality rate per 100,000 population
Non-Hispanic	14,208	551,791	2.6%	89.2
Hispanic	5,074	376,212	1.3%	89.4
Unknown	1,472	274,657	0.5%	
Total	20,754	1,202,660	1.7%	96.1

COVID-19: characteristics of 1,223,015 cases

Data through Dec 21, 2020 verified as of Dec 22, 2020 at 09:25 AM

Data in this report are provisional and subject to change.

Tables below include cases in Florida residents and non-Florida residents.

All 67 Florida counties have cases:

County	FL resident cases	Non-FL resident cases	Total cases	FL resident deaths	FL death rate
Dade	275,705	3,034	278,739	4,095	1.5%
Broward	127,584	1,379	128,963	1,792	1.4%
Palm Beach	76,657	1,086	77,743	1,835	2.4%
Hillsborough	70,748	640	71,388	1,038	1.5%
Orange	69,553	550	70,103	717	1.0%
Duval	54,668	885	55,553	706	1.3%
Pinellas	40,381	899	41,280	1,000	2.5%
Lee	36,619	888	37,507	643	1.8%
Polk	33,819	213	34,032	759	2.2%
Osceola	23,070	347	23,417	272	1.2%
Collier	20,554	496	21,050	321	1.6%
Manatee	20,315	308	20,623	405	2.0%
Escambia	18,213	2,225	20,438	351	1.9%
Volusia	20,134	258	20,392	408	2.0%
Pasco	19,787	182	19,969	345	1.7%
Brevard	19,151	193	19,344	501	2.6%
Leon	17,479	519	17,998	172	1.0%
Sarasota	16,611	499	17,110	468	2.8%
Seminole	16,514	113	16,627	303	1.8%
Marion	16,221	76	16,297	437	2.7%
Alachua	14,830	151	14,981	116	0.8%
Lake	13,709	154	13,863	286	2.1%
St. Lucie	13,119	60	13,179	387	2.9%
Okaloosa	11,630	122	11,752	215	1.8%
St. Johns	11,480	179	11,659	109	0.9%
Bay	10,393	413	10,806	193	1.9%
Clay	10,124	22	10,146	174	1.7%
Santa Rosa	9,788	123	9,911	120	1.2%
Martin	7,270	100	7,370	191	2.6%
Hernando	6,655	38	6,693	259	3.9%
Charlotte	6,600	65	6,665	217	3.3%
Citrus	6,074	37	6,111	226	3.7%
Indian River	6,014	59	6,073	154	2.6%
Columbia	5,525	22	5,547	111	2.0%
Highlands	4,601	42	4,643	197	4.3%

County	FL resident cases	Non-FL resident cases	Total cases	FL resident deaths	FL death rate
Sumter	4,512	22	4,534	116	2.6%
Walton	4,075	410	4,485	42	1.0%
Jackson	4,326	57	4,383	110	2.5%
Nassau	3,902	292	4,194	65	1.7%
Monroe	3,904	148	4,052	33	0.8%
Suwannee	3,703	26	3,729	93	2.5%
Gadsden	3,684	13	3,697	59	1.6%
Putnam	3,586	8	3,594	66	1.8%
Flagler	3,314	32	3,346	48	1.4%
Hendry	3,054	14	3,068	48	1.6%
Unknown	222	2,753	2,975	0	0.0%
Desoto	2,745	13	2,758	51	1.9%
Baker	2,318	11	2,329	36	1.6%
Okeechobee	2,268	17	2,285	50	2.2%
Hardee	1,973	8	1,981	20	1.0%
Bradford	1,959	6	1,965	22	1.1%
Wakulla	1,927	9	1,936	21	1.1%
Taylor	1,840	4	1,844	25	1.4%
Washington	1,789	17	1,806	30	1.7%
Levy	1,694	7	1,701	19	1.1%
Holmes	1,476	26	1,502	21	1.4%
Madison	1,452	19	1,471	32	2.2%
Lafayette	1,407	0	1,407	20	1.4%
Union	1,373	0	1,373	65	4.7%
Gulf	1,207	15	1,222	26	2.2%
Hamilton	1,130	11	1,141	12	1.1%
Calhoun	1,079	2	1,081	26	2.4%
Dixie	1,056	3	1,059	11	1.0%
Gilchrist	940	2	942	20	2.1%
Jefferson	879	18	897	15	1.7%
Franklin	847	13	860	4	0.5%
Glades	741	1	742	11	1.5%
Liberty	683	1	684	14	2.0%
Total	1,202,660	20,355	1,223,015	20,754	1.7%

COVID-19: characteristics of 1,202,660 Florida resident cases

Data through Dec 21, 2020 verified as of Dec 22, 2020 at 09:25 AM

Data in this report are provisional and subject to change.

The table below includes the cities and counties of residence for cases in Florida residents based on the patient's ZIP Code. Note that city is not always received as part of the initial notification and may be missing while the case is being investigated.

City and county	Cases
Miami, Dade	159,837
Orlando, Orange	52,162
Jacksonville, Duval	51,184
Tampa, Hillsborough	42,040
Hialeah, Dade	38,358
Fort Lauderdale, Broward	28,942
Hollywood, Broward	24,587
West Palm Beach, Palm Beach	18,804
Kissimmee, Osceola	17,734
Naples, Collier	16,881
Tallahassee, Leon	16,590
Homestead, Dade	16,189
Saint Petersburg, Pinellas	15,338
Pensacola, Escambia	14,920
Fort Myers, Lee	14,620
Bradenton, Manatee	13,464
Pompano Beach, Broward	13,338
Boca Raton, Palm Beach	13,151
Ocala, Marion	12,315
Gainesville, Alachua	12,131
Lakeland, Polk	11,817
Sarasota, Sarasota	10,490
Lake Worth, Palm Beach	9,610
Cape Coral, Lee	9,057
Port Saint Lucie, St. Lucie	8,527
Miramar, Broward	8,223
Clearwater, Pinellas	7,913
Miami Beach, Dade	7,661
Boynton Beach, Palm Beach	7,299
Miami Gardens, Dade	7,286
Panama City, Bay	6,679
Coral Springs, Broward	6,676
Saint Augustine, St. Johns	6,208
Doral, Dade	6,157
Melbourne, Brevard	5,907
Lehigh Acres, Lee	5,846
Winter Haven, Polk	5,810
Delray Beach, Palm Beach	5,627
Davie, Broward	5,324
Lake City, Columbia	5,110
Riverview, Hillsborough	5,020
Milton, Santa Rosa	4,980
Coral Gables, Dade	4,842
Sunrise, Broward	4,836
Vero Beach, Indian River	4,619
Fort Pierce, St. Lucie	4,515
Saint Cloud, Osceola	4,474
Daytona Beach, Volusia	4,380
Largo, Pinellas	4,374
New Port Richey, Pasco	4,370
Palm Bay, Brevard	4,225
Orange Park, Clay	4,174
Plantation, Broward	4,138
Brandon, Hillsborough	4,105
Apopka, Orange	4,069
North Miami Beach, Dade	4,057
Plant City, Hillsborough	3,942
Weston, Broward	3,883
Spring Hill, Hernando	3,868

COVID-19: characteristics of 1,202,660 Florida resident cases

Data through Dec 21, 2020 verified as of Dec 22, 2020 at 09:25 AM

Data in this report are provisional and subject to change.

The table below includes the cities and counties of residence for cases in Florida residents based on the patient's ZIP Code. Note that city is not always received as part of the initial notification and may be missing while the case is being investigated.

City and county	Cases
Deerfield Beach, Broward	3,746
Jupiter, Palm Beach	3,745
Clermont, Lake	3,681
Sanford, Seminole	3,613
Miami Lakes, Dade	3,586
Stuart, Martin	3,516
Fort Walton Beach, Okaloosa	3,431
Deltona, Volusia	3,390
Port Charlotte, Charlotte	3,358
Davenport, Polk	3,297
Tamarac, Broward	3,282
Winter Garden, Orange	3,177
Crestview, Okaloosa	2,995
Opa Locka, Dade	2,995
Live Oak, Suwannee	2,991
Palmetto, Manatee	2,923
Land O Lakes, Pasco	2,921
Palm Beach Gardens, Palm Beach	2,915
Wesley Chapel, Pasco	2,902
Coconut Creek, Broward	2,890
Deland, Volusia	2,880
Margate, Broward	2,803
Winter Park, Orange	2,766
Palm Coast, Flagler	2,754
Cutler Ridge, Dade	2,736
Immokalee, Collier	2,720
Oviedo, Seminole	2,697
Arcadia, Desoto	2,676
Palm Harbor, Pinellas	2,668
Wellington, Palm Beach	2,614
Altamonte Springs, Seminole	2,524
Hallandale, Broward	2,508
Venice, Sarasota	2,475
Lutz, Hillsborough	2,425
Brooksville, Hernando	2,422
Sebring, Highlands	2,421
Haines City, Polk	2,401
Middleburg, Clay	2,392
North Port, Sarasota	2,375
Punta Gorda, Charlotte	2,363
Bonita Springs, Lee	2,275
Ocoee, Orange	2,264
Okeechobee, Okeechobee	2,260
Pembroke Pines, Broward	2,228
Leesburg, Lake	2,191
Valrico, Hillsborough	2,190
Key West, Monroe	2,177
Lake Worth Beach, Palm Beach	2,155
Seminole, Pinellas	2,151
Port Orange, Volusia	2,132
North Lauderdale, Broward	2,104
Zephyrhills, Pasco	2,098
North Miami, Dade	2,087
Saint Johns, St. Johns	2,048
Ruskin, Hillsborough	2,011
Pinellas Park, Pinellas	2,002
Ormond Beach, Volusia	1,938
Longwood, Seminole	1,910
Jacksonville Beach, Duval	1,907

COVID-19: characteristics of 1,202,660 Florida resident cases

Data through Dec 21, 2020 verified as of Dec 22, 2020 at 09:25 AM

Data in this report are provisional and subject to change.

The table below includes the cities and counties of residence for cases in Florida residents based on the patient's ZIP Code. Note that city is not always received as part of the initial notification and may be missing while the case is being investigated.

City and county	Cases
Quincy, Gadsden	1,890
Navarre, Santa Rosa	1,877
Windermere, Orange	1,877
Niceville, Okaloosa	1,814
The Villages, Sumter	1,789
Oakland Park, Broward	1,767
Dade City, Pasco	1,756
Crawfordville, Wakulla	1,752
Casselberry, Seminole	1,733
Perry, Taylor	1,725
Cantonment, Escambia	1,721
Cocoa, Brevard	1,709
Gulf Breeze, Santa Rosa	1,708
Bartow, Polk	1,698
Clewiston, Hendry	1,683
Green Cove Springs, Clay	1,669
Hudson, Pasco	1,659
Palatka, Putnam	1,659
Marianna, Jackson	1,642
Kissimmee, Polk	1,578
Royal Palm Beach, Palm Beach	1,563
North Fort Myers, Lee	1,560
Port Richey, Pasco	1,554
Panama City Beach, Bay	1,545
Lake Mary, Seminole	1,504
Auburndale, Polk	1,500
Ponte Vedra Beach, St. Johns	1,498
Inverness, Citrus	1,487
Aventura, Dade	1,456
Tarpon Springs, Pinellas	1,454
Fernandina Beach, Nassau	1,452
Defuniak Springs, Walton	1,450
Lynn Haven, Bay	1,447
Wimauma, Hillsborough	1,424
ChIPLEY, Washington	1,416
Crossings, Dade	1,401
Coconut Grove, Dade	1,396
Mayo, Lafayette	1,389
Titusville, Brevard	1,376
Missing, Dade	1,371
Winter Springs, Seminole	1,370
Starke, Bradford	1,352
Lake Wales, Polk	1,352
New Smyrna Beach, Volusia	1,350
Santa Rosa Beach, Walton	1,341
Carol City, Dade	1,330
Belle Glade, Palm Beach	1,325
Merritt Island, Brevard	1,308
Estero, Lee	1,306
Cooper City, Broward	1,288
Labelle, Hendry	1,276
Fleming Island, Clay	1,266
Loxahatchee, Palm Beach	1,261
Parkland, Broward	1,252
Dunedin, Pinellas	1,244
Key Biscayne, Dade	1,234
Sarasota, Manatee	1,231
Destin, Okaloosa	1,216
Avon Park, Highlands	1,198

COVID-19: characteristics of 1,202,660 Florida resident cases

Data through Dec 21, 2020 verified as of Dec 22, 2020 at 09:25 AM

Data in this report are provisional and subject to change.

The table below includes the cities and counties of residence for cases in Florida residents based on the patient's ZIP Code. Note that city is not always received as part of the initial notification and may be missing while the case is being investigated.

City and county	Cases
Holiday, Pasco	1,191
Palm City, Martin	1,166
Parrish, Manatee	1,162
Wauchula, Hardee	1,146
Mulberry, Polk	1,144
Biscayne Park, Dade	1,141
Eustis, Lake	1,114
Seffner, Hillsborough	1,108
Bonifay, Holmes	1,089
Tavares, Lake	1,079
Rockledge, Brevard	1,078
Odessa, Hillsborough	1,078
Mount Dora, Lake	1,077
Riviera Beach, Palm Beach	1,071
Indiantown, Martin	1,052
Lake Butler, Union	1,019
Macclenny, Baker	1,014
Madison, Madison	1,010
Graceville, Jackson	1,003
Century, Escambia	994
Florida City, Dade	987
Crystal River, Citrus	978
Groveland, Lake	955
Orange City, Volusia	948
El Portal, Dade	926
Maitland, Orange	916
Lake Placid, Highlands	908
Summerfield, Marion	903
Dania, Broward	899
Homosassa, Citrus	880
Yulee, Nassau	874
Everglades National Park, Dade	874
Lithia, Hillsborough	873
Pinecrest, Dade	865
Gibsonton, Hillsborough	864
Dover, Hillsborough	857
Atlantic Beach, Duval	840
Ponte Vedra, St. Johns	822
Hobe Sound, Martin	821
Sanderson, Baker	820
Callahan, Nassau	819
Monticello, Jefferson	807
Jasper, Hamilton	783
Pace, Santa Rosa	766
Apollo Beach, Hillsborough	763
Sebastian, Indian River	762
Lady Lake, Lake	761
Alachua, Alachua	757
Palm Springs, Palm Beach	756
Sun City Center, Hillsborough	753
Oldsmar, Pinellas	750
Lecanto, Citrus	730
Blountstown, Calhoun	730
Coleman, Sumter	729
Lantana, Palm Beach	724
South Miami, Dade	716
Palmetto Bay, Dade	709
Olympia Heights, Dade	705
Uleta, Dade	705

COVID-19: characteristics of 1,202,660 Florida resident cases

Data through Dec 21, 2020 verified as of Dec 22, 2020 at 09:25 AM

Data in this report are provisional and subject to change.

The table below includes the cities and counties of residence for cases in Florida residents based on the patient's ZIP Code. Note that city is not always received as part of the initial notification and may be missing while the case is being investigated.

City and county	Cases
North Palm Beach, Palm Beach	700
Debary, Volusia	700
Havana, Gadsden	697
Moore Haven, Glades	697
Dunnellon, Marion	689
Wewahitchka, Gulf	683
Edgewater, Volusia	681
Coral, Dade	677
Newberry, Alachua	665
Trenton, Gilchrist	662
Belleview, Marion	641
Ellenton, Manatee	632
Wildwood, Sumter	625
Fisher Island, Dade	616
Jensen Beach, Martin	610
Satellite Beach, Brevard	606
Frostproof, Polk	606
Lauderhill, Broward	599
Cross City, Dixie	596
Chattahoochee, Gadsden	595
Williston, Levy	594
Beverly Hills, Citrus	593
Freeport, Walton	592
South Bay, Palm Beach	591
Safety Harbor, Pinellas	577
Fellsmere, Indian River	574
Wilton Manors, Broward	573
Pahokee, Palm Beach	570
Nokomis, Sarasota	564
Hilliard, Nassau	563
Bristol, Liberty	563
Mary Esther, Okaloosa	563
Keystone Heights, Clay	560
Lauderdale Lakes, Broward	547
Shalimar, Okaloosa	545
Polk City, Polk	544
Key Largo, Monroe	543
Hernando, Citrus	537
Marco Island, Collier	515
Dunnellon, Citrus	515
Crescent City, Putnam	514
Port Saint Joe, Gulf	510
Bushnell, Sumter	506
Medley, Dade	499
Bowling Green, Hardee	496
Glen Saint Mary, Baker	481
Englewood, Charlotte	477
Fort Meade, Polk	472
Lawtey, Bradford	459
Carrabelle, Franklin	447
Chiefland, Levy	446
Miramar Beach, Walton	445
Marathon, Monroe	437
Indialantic, Brevard	433
Southwest Ranches, Broward	432
Sweetwater, Dade	430
Old Town, Dixie	426
Thonotosassa, Hillsborough	417
Cocoa Beach, Brevard	410

COVID-19: characteristics of 1,202,660 Florida resident cases

Data through Dec 21, 2020 verified as of Dec 22, 2020 at 09:25 AM

Data in this report are provisional and subject to change.

The table below includes the cities and counties of residence for cases in Florida residents based on the patient's ZIP Code. Note that city is not always received as part of the initial notification and may be missing while the case is being investigated.

City and county	Cases
Spring Hill, Pasco	410
Neptune Beach, Duval	407
Sneads, Jackson	404
Englewood, Sarasota	399
Jacksonville, St. Johns	394
Interlachen, Putnam	391
Bronson, Levy	389
Lake Alfred, Polk	388
High Springs, Alachua	383
Fort Myers Beach, Lee	379
Sorrento, Lake	375
Florida State University, Leon	374
Minneola, Lake	373
Centerville, Leon	371
Fort White, Columbia	370
Trinity, Pasco	367
Belle Isle, Orange	364
Fruitland Park, Lake	364
Baker, Okaloosa	351
Clearwater Beach, Pinellas	343
West Melbourne, Brevard	342
Cottdale, Jackson	334
Raiford, Union	324
Mascotte, Lake	317
Palm Beach, Palm Beach	317
Oakland, Orange	317
Gulfport, Pinellas	304
Umatilla, Lake	302
Zolfo Springs, Hardee	300
Bunnell, Flagler	293
Malone, Jackson	290
Rotunda West, Charlotte	287
Weeki Wachee, Hernando	287
Citra, Marion	282
Midway, Gadsden	281
Silver Springs, Marion	281
Myakka City, Manatee	276
Lehigh, Lee	274
Hawthorne, Alachua	265
Youngstown, Bay	265
South Daytona, Volusia	263
Molino, Escambia	258
Haverhill, Palm Beach	257
Bell, Gilchrist	257
Oxford, Sumter	253
Jay, Santa Rosa	252
Tavernier, Monroe	252
Pierson, Volusia	251
Branford, Suwannee	250
De Leon Springs, Volusia	249
Melbourne Beach, Brevard	244
Flagler Beach, Flagler	241
Ocklawaha, Marion	241
Winter Park, Seminole	241
Surfside, Dade	240
Altha, Calhoun	237
Alva, Lee	235
Celebration, Osceola	233
Indian Harbour Beach, Brevard	232

COVID-19: characteristics of 1,202,660 Florida resident cases

Data through Dec 21, 2020 verified as of Dec 22, 2020 at 09:25 AM

Data in this report are provisional and subject to change.

The table below includes the cities and counties of residence for cases in Florida residents based on the patient's ZIP Code. Note that city is not always received as part of the initial notification and may be missing while the case is being investigated.

City and county	Cases
Cape Canaveral, Brevard	231
Orlando, Osceola	229
Lake Park, Palm Beach	222
East Palatka, Putnam	220
Osprey, Sarasota	219
Grand Ridge, Jackson	218
Holly Hill, Volusia	218
Mims, Brevard	216
Apalachicola, Franklin	215
Archer, Alachua	214
Greenville, Madison	213
Jennings, Hamilton	211
Ave Maria, Collier	210
Dundee, Polk	209
Tequesta, Palm Beach	205
Eagle Lake, Polk	204
Hastings, St. Johns	197
Greenwood, Jackson	196
Vernon, Washington	195
Kenneth City, Pinellas	193
Bal Harbour, Dade	192
Orlando, Seminole	192
Chuluota, Seminole	191
Bay Harbor Islands, Dade	190
Westville, Holmes	190
Floral City, Citrus	188
O Brien, Suwannee	188
Edgewood, Orange	187
Montverde, Lake	187
Gotha, Orange	186
Melrose, Putnam	185
Webster, Sumter	181
Missing, Orange	178
West Miami, Dade	178
Satsuma, Putnam	175
Eastpoint, Franklin	171
Gretna, Gadsden	168
South Pasadena, Pinellas	167
San Antonio, Pasco	167
Elkton, St. Johns	166
Missing, Lee	165
Valparaiso, Okaloosa	163
Missing, Volusia	162
Grand Island, Lake	160
Indian Rocks Beach, Pinellas	160
Ponce De Leon, Holmes	160
Malabar, Brevard	159
Lee, Madison	159
Orlando, Dade	157
Eglin Air Force Base, Okaloosa	155
Laurel Hill, Okaloosa	154
Bryceville, Nassau	149
Southport, Bay	148
Missing, Santa Rosa	148
Reddick, Marion	143
Lake Panasoffkee, Sumter	142
Alafaya, Orange	141
Azalea Park, Orange	139
Clair-Mel City, Hillsborough	137

COVID-19: characteristics of 1,202,660 Florida resident cases

Data through Dec 21, 2020 verified as of Dec 22, 2020 at 09:25 AM

Data in this report are provisional and subject to change.

The table below includes the cities and counties of residence for cases in Florida residents based on the patient's ZIP Code. Note that city is not always received as part of the initial notification and may be missing while the case is being investigated.

City and county	Cases
Apopka, Seminole	137
Fort McCoy, Marion	136
White Springs, Hamilton	135
Inlet Beach, Walton	134
Sebastian, Brevard	134
Wellborn, Suwannee	133
University Of Miami, Dade	132
Orlando, Polk	132
Belleair, Pinellas	131
Geneva, Seminole	131
Missing, Brevard	127
Alford, Jackson	127
Hiawassee, Orange	126
Sanibel, Lee	125
Lakewood Ranch, Manatee	125
Mcdavid, Escambia	124
Anthony, Marion	122
Hallandale Beach, Broward	121
Summerland Key, Monroe	121
Holmes Beach, Manatee	120
Morrison, Levy	119
Juno Beach, Palm Beach	118
Fountain, Bay	117
Orlando, Broward	115
Missing, Marion	115
Saint James City, Lee	114
Mcalpin, Suwannee	113
Weirsdale, Marion	112
Howey-In-The-Hills, Lake	112
Missing, Palm Beach	112
Greenacres, Palm Beach	111
Kindred, Osceola	111
Longboat Key, Manatee	110
Center Hill, Sumter	108
Matlacha, Lee	107
Lockhart, Orange	106
Zellwood, Orange	106
Hosford, Liberty	106
Micanopy, Alachua	105
Bay Lake, Orange	105
Astatula, Lake	103
Orlando, Volusia	102
Bokeelia, Lee	101
Orlando, Hillsborough	101
Islamorada, Monroe	101
Caryville, Washington	100
Madeira Beach, Pinellas	100
Babson Park, Polk	100
Pomona Park, Putnam	99
Poinciana, Polk	98
South Fort Myers, Lee	97
Lauderdale By The Sea, Broward	97
Fern Park, Seminole	96
Carrollwood, Hillsborough	93
Viera, Brevard	92
Holt, Okaloosa	92
Odessa, Pasco	90
Steinhatchee, Taylor	89
Atlantis, Palm Beach	88

COVID-19: characteristics of 1,202,660 Florida resident cases

Data through Dec 21, 2020 verified as of Dec 22, 2020 at 09:25 AM

Data in this report are provisional and subject to change.

The table below includes the cities and counties of residence for cases in Florida residents based on the patient's ZIP Code. Note that city is not always received as part of the initial notification and may be missing while the case is being investigated.

City and county	Cases
University Of Fl, Alachua	86
Cloud Lake, Palm Beach	86
Mangonia Park, Palm Beach	86
Lake Helen, Volusia	85
Sopchoppy, Wakulla	84
Grant-Valkaria, Brevard	83
The Villages, Lake	83
Temple Terrace, Hillsborough	81
Big Pine Key, Monroe	81
Oak Hill, Volusia	79
Missing, St. Johns	78
Lady Lake, Sumter	78
Missing, Duval	78
Seville, Volusia	78
Citrus Springs, Citrus	77
Sumterville, Sumter	76
Altoona, Lake	76
Hypoluxo, Palm Beach	75
F M, Lee	75
Maitland, Seminole	75
Missing, Collier	75
Osteen, Volusia	74
Hollister, Putnam	74
Placida, Charlotte	74
Missing, Pinellas	73
Orlando, Palm Beach	72
Missing, Broward	71
Golden Beach, Dade	71
Orlando, Lake	71
Avon Park, Polk	70
Panacea, Wakulla	70
Cutler Bay, Dade	70
Clarksville, Calhoun	69
Lake Hamilton, Polk	68
Buena Ventura Lakes, Osceola	67
Rocky Point, Hillsborough	66
Waldo, Alachua	66
Lutz, Pasco	66
San Mateo, Putnam	65
Belleair Beach, Pinellas	65
Missing, Pasco	65
University Of Central Florida, Orange	64
Brooker, Bradford	64
Lamont, Jefferson	64
Hurlburt Field, Okaloosa	63
Dinsmore, Duval	63
Baldwin, Duval	63
Kendall, Dade	62
Air Mail Facility, Dade	62
Christmas, Orange	62
Stock Island, Monroe	61
University Of South Florida, Hillsborough	60
Palma Ceia, Hillsborough	60
Inglis, Levy	59
Callaway, Bay	59
Eatonville, Orange	58
Paisley, Lake	58
Bascom, Jackson	58
Ponce Inlet, Volusia	58

COVID-19: characteristics of 1,202,660 Florida resident cases

Data through Dec 21, 2020 verified as of Dec 22, 2020 at 09:25 AM

Data in this report are provisional and subject to change.

The table below includes the cities and counties of residence for cases in Florida residents based on the patient's ZIP Code. Note that city is not always received as part of the initial notification and may be missing while the case is being investigated.

City and county	Cases
The Villages, Marion	58
Hampton, Bradford	58
Bonita Beach, Lee	57
Ochopee, Collier	57
Astor, Lake	57
Crystal Beach, Pinellas	57
Harmony, Osceola	56
Lighthouse Point, Broward	55
Tierra Verde, Pinellas	54
Barefoot Bay, Brevard	54
Bradenton Beach, Manatee	54
Missing, Escambia	53
Florahome, Putnam	53
Pinetta, Madison	52
Greensboro, Gadsden	50
Welaka, Putnam	50
Ocean Ridge, Palm Beach	49
Princeton, Dade	48
Canal Point, Palm Beach	48
Orlando, Brevard	48
Lorida, Highlands	46
Fort Denaud, Hendry	46
Georgetown, Putnam	45
Sunny Isles Beach, Dade	44
Patrick Air Force Base, Brevard	44
Saint Pete Beach, Pinellas	43
Florida Gulf Coast Univ, Lee	43
Fruit Cove, St. Johns	42
Felda, Hendry	42
West Park, Broward	42
Campbellton, Jackson	41
Orlando, Pinellas	41
Tyndall Air Force Base, Bay	41
Missing, Hillsborough	40
Missing, Citrus	40
Destin, Walton	39
University Of Tampa, Hillsborough	39
Yalaha, Lake	39
North Venice, Sarasota	39
Palm Beach Shores, Palm Beach	39
Manalapan, Palm Beach	38
Boca Grande, Lee	38
Sewalls Point, Martin	38
Walnut Hill, Escambia	38
Cinco Bayou, Okaloosa	37
North Redington Beach, Pinellas	37
Missing, Hernando	36
Barry University, Dade	36
Cedar Key, Levy	35
Orlando, Leon	35
Treasure Island, Pinellas	35
Village Of Wellington, Palm Beach	34
Flemington, Marion	34
Reunion, Osceola	33
Anna Maria, Manatee	33
Kathleen, Polk	33
Dania Beach, Broward	33
Saint Leo, Pasco	32
Heathrow, Seminole	32

COVID-19: characteristics of 1,202,660 Florida resident cases

Data through Dec 21, 2020 verified as of Dec 22, 2020 at 09:25 AM

Data in this report are provisional and subject to change.

The table below includes the cities and counties of residence for cases in Florida residents based on the patient's ZIP Code. Note that city is not always received as part of the initial notification and may be missing while the case is being investigated.

City and county	Cases
Ebro, Washington	32
Singer Island, Palm Beach	31
Cudjoe Key, Monroe	31
Lake Suzy, Desoto	31
Eaton Park, Polk	30
Aloma, Orange	30
Missing, Lake	30
Terra Ceia, Manatee	29
Bellview, Escambia	29
Intercession City, Osceola	29
Highland Beach, Palm Beach	29
Micco, Brevard	28
Missing, Seminole	28
Naranja, Dade	28
Northdale, Hillsborough	28
Ona, Hardee	28
Gulf Breeze, Escambia	27
Salt Springs, Marion	27
Kenansville, Osceola	27
Miami, Unknown	27
Bonita Springs, Collier	27
Okahumpka, Lake	27
Missing, Clay	27
Miami Springs, Dade	26
Florida State, Leon	26
Waverly, Polk	26
Bay Pines, Pinellas	26
Palm Shores, Brevard	26
Miromar Lakes, Lee	26
Missing, Nassau	26
Enterprise, Volusia	25
Univ Of FI Student Dorms, Alachua	25
Jupiter, Martin	25
Kinard, Calhoun	25
Town N Country, Hillsborough	25
Winter Garden, Lake	25
South Miami Heights, Dade	25
Labelle, Glades	24
Bagdad, Santa Rosa	24
Missing, Manatee	24
Orlando, Pasco	24
South Palm Beach, Palm Beach	23
Orlando, Duval	23
Hialeah Gardens, Dade	23
Miami Shores, Dade	22
University Of Central FI, Orange	22
Florida Dept Of Corrections, Union	22
Missing, Okaloosa	22
North Bay Village, Dade	22
Tioga, Alachua	22
Santa Fe, Alachua	22
Highland City, Polk	22
Nocatee, Desoto	22
Key Colony Beach, Monroe	22
Missing, Sumter	21
Florida A And M University, Leon	21
Missing, Indian River	21
Penney Farms, Clay	21
Pensacola Beach, Santa Rosa	21

COVID-19: characteristics of 1,202,660 Florida resident cases

Data through Dec 21, 2020 verified as of Dec 22, 2020 at 09:25 AM

Data in this report are provisional and subject to change.

The table below includes the cities and counties of residence for cases in Florida residents based on the patient's ZIP Code. Note that city is not always received as part of the initial notification and may be missing while the case is being investigated.

City and county	Cases
Mexico Beach, Bay	20
La Crosse, Alachua	20
Orlando, Marion	20
City Of Sunrise, Broward	20
Fort Lauderdale, Dade	20
Pasadena, Pinellas	19
Balm, Hillsborough	19
Missing, Martin	19
Bayonet Point, Pasco	19
Lulu, Columbia	19
Hawthorne, Putnam	19
Ponte Vedra, Duval	19
Tice, Lee	19
University Of Central Florida, Broward	18
Tangerine, Orange	18
Florida International Univ, Dade	18
Stetson University, Volusia	18
Homosassa Springs, Citrus	18
Babcock Ranch, Lee	18
Apopka, Lake	17
Dowling Park, Suwannee	17
Goulds, Dade	17
Perdido Key, Escambia	17
Sun City, Hillsborough	17
Lacoochee, Pasco	17
Hallandale Beach, Broward	17
Orlando, Alachua	17
Sydney, Hillsborough	17
Missing, St. Lucie	17
Horseshoe Beach, Dixie	17
Palmdale, Glades	17
Green Acres, Palm Beach	17
Chokoloskee, Collier	17
Bonifay, Washington	17
City Of Westlake, Palm Beach	16
Siesta Key, Sarasota	16
Missing, Polk	16
Cortez, Manatee	16
West Panama City Beach, Bay	16
Poinciana, Osceola	16
New Smyrna, Volusia	16
Village Wellington, Palm Beach	15
Village Of Palmetto Bay, Dade	15
Mcintosh, Marion	15
Indian Lake Estates, Polk	15
Branford, Lafayette	15
Florence Villa, Polk	15
Maitland, Volusia	15
Little Torch Key, Monroe	15
Duette, Manatee	15
Winter Park, Polk	14
Paxton, Walton	14
Loughman, Polk	14
Yankeetown, Levy	14
Mango, Hillsborough	14
Candler, Marion	14
Saint Marks, Wakulla	14
University Of Central FI, Hillsborough	14
Goodland, Collier	14

COVID-19: characteristics of 1,202,660 Florida resident cases

Data through Dec 21, 2020 verified as of Dec 22, 2020 at 09:25 AM

Data in this report are provisional and subject to change.

The table below includes the cities and counties of residence for cases in Florida residents based on the patient's ZIP Code. Note that city is not always received as part of the initial notification and may be missing while the case is being investigated.

City and county	Cases
Venus, Highlands	14
Sugarloaf Key, Monroe	14
Orlando, Manatee	14
Ocoee, Lake	14
Orlando, Lee	13
Orange Lake, Marion	13
Orlando, Flagler	13
Ridge Manor, Pasco	13
Maitland, Polk	13
Caryville, Holmes	13
Champions Gate, Polk	13
Crystal Springs, Pasco	13
Long Key, Monroe	13
Homeland, Polk	12
Wewahitchka, Calhoun	12
Sparr, Marion	12
Bostwick, Putnam	12
Unknown, Dade	12
Zellwood, Lake	12
Parker, Bay	12
Pembroke Park, Broward	12
Bradley, Polk	12
Graceville, Holmes	12
Earleton, Alachua	12
Tallevast, Manatee	12
Eloise, Polk	12
Wabasso, Indian River	12
White Springs, Columbia	12
Westchase, Hillsborough	12
Miami, Broward	12
Maitland, Osceola	12
Florida International University, Dade	11
Mount Dora, Orange	11
Saint Johns, Duval	11
Hernando Beach, Hernando	11
Hollywood, Dade	11
Buckingham, Lee	11
Jensen Beach, St. Lucie	11
Fort Ogden, Desoto	11
Plymouth, Orange	11
Bayshore Gardens, Manatee	11
Lealman, Pinellas	10
Lake City, Suwannee	10
Alturas, Polk	10
Woodville, Leon	10
Saint George Island, Franklin	10
Telogia, Liberty	10
Golden Oak, Orange	10
Jacksonville, Unknown	10
Gulf Hammock, Levy	10
Bonaventure, Broward	10
Rosemary Beach, Walton	10
Wahneta, Polk	10
Holder, Citrus	10
Greenville, Taylor	10
Gulf Stream, Palm Beach	10
Apopka, Volusia	10
Passport, Unknown	10
Union Park, Orange	9

COVID-19: characteristics of 1,202,660 Florida resident cases

Data through Dec 21, 2020 verified as of Dec 22, 2020 at 09:25 AM

Data in this report are provisional and subject to change.

The table below includes the cities and counties of residence for cases in Florida residents based on the patient's ZIP Code. Note that city is not always received as part of the initial notification and may be missing while the case is being investigated.

City and county	Cases
Graham, Bradford	9
Orlando, Escambia	9
Leisure City, Dade	9
Laurel Hill, Walton	9
Durant, Hillsborough	9
Lamont, Madison	9
Steinhatchee, Dixie	9
Gonzalez, Escambia	9
Laud-By-The-Sea, Broward	9
University Park, Manatee	9
Wausau, Washington	9
Palma Sola, Manatee	9
Long Boat Key, Manatee	9
Murdock, Charlotte	9
Cottdale, Washington	9
Everglades City, Collier	9
Orlando, Okaloosa	9
Trilby, Pasco	9
Maitland, Hillsborough	8
Hialeah, Unknown	8
Jerome, Collier	8
Westlake, Palm Beach	8
Trenton, Levy	8
Ramrod Key, Monroe	8
Lowell, Marion	8
Ferndale, Lake	8
Archer, Levy	8
Pine Hills, Orange	8
Shady Hills, Pasco	8
Rubonia, Manatee	8
Florida State Univ Admin, Leon	8
Pine Castle, Orange	8
Webster, Hernando	8
Perrine, Dade	8
Fanning Springs, Gilchrist	8
Indian River Shores, Indian River	8
Mexico Beach, Gulf	8
Orlando, St. Lucie	8
Nichols, Polk	7
Mount Plymouth, Lake	7
Evinston, Alachua	7
University Of Central Fl, Martin	7
West Delray Beach, Palm Beach	7
Dade City, Hernando	7
Forest City, Seminole	7
Maxville, Duval	7
Nalcrest, Polk	7
Missing, Osceola	7
Watersound, Walton	7
Brooksville, Pasco	7
Lake Monroe, Seminole	7
Lake Como, Putnam	7
Orlando, Sarasota	7
Saint Lucie West, St. Lucie	7
Missing, Columbia	7
Maitland, Lake	7
Otter Creek, Levy	7
Fort Charlotte, Charlotte	7
Ponce De Leon, Walton	6

COVID-19: characteristics of 1,202,660 Florida resident cases

Data through Dec 21, 2020 verified as of Dec 22, 2020 at 09:25 AM

Data in this report are provisional and subject to change.

The table below includes the cities and counties of residence for cases in Florida residents based on the patient's ZIP Code. Note that city is not always received as part of the initial notification and may be missing while the case is being investigated.

City and county	Cases
Redington Beach, Pinellas	6
Forest City, Orange	6
Sea Ranch Lakes, Broward	6
Palm City, St. Lucie	6
Ocoee, Osceola	6
Belleair Bluffs, Pinellas	6
Choctaw Beach, Okaloosa	6
Switzerland, St. Johns	6
Missing, Holmes	6
Morrison, Marion	6
Indian Creek Village, Dade	6
Lakeshore, Polk	6
Lakewood Ranch, Sarasota	6
Orchid, Indian River	6
Hutchinson Island, St. Lucie	6
Ozona, Pinellas	6
Lake Butler, Bradford	6
Mayport Naval Station, Duval	6
Port Saint John, Brevard	6
N/A, Unknown	6
Hillsboro Beach, Broward	6
Orlando, St. Johns	6
Orlando, Hernando	6
Suwannee, Dixie	6
Virginia Gardens, Dade	6
Windermere, Alachua	5
Orlando, Collier	5
Missing, Unknown	5
Missing, Putnam	5
Braden River, Manatee	5
Roseland, Indian River	5
Winter Garden, Osceola	5
Missing, Bay	5
Citrus Hills, Citrus	5
Basinger, Okeechobee	5
Eatonville, Polk	5
Ybor City, Hillsborough	5
High Springs, Gilchrist	5
Los Angeles, Dade	5
Longboat Key, Sarasota	5
Duck Key, Monroe	5
PsI, Unknown	5
Orlando, Charlotte	5
Winter Garden, Seminole	5
Pine Ridge, Citrus	5
White City, Gulf	5
Kissimmee, Orange	5
Missing, Leon	5
Beverly Beach, Flagler	5
Niceville, Walton	5
Pass, Unknown	5
Putnam Hall, Putnam	5
Quail Heights, Dade	5
River Ranch, Polk	5
Stuart, St. Lucie	5
Winter Park, Broward	5
Apopka, Broward	5
Missing, Walton	5
Orlando, Highlands	5

COVID-19: characteristics of 1,202,660 Florida resident cases

Data through Dec 21, 2020 verified as of Dec 22, 2020 at 09:25 AM

Data in this report are provisional and subject to change.

The table below includes the cities and counties of residence for cases in Florida residents based on the patient's ZIP Code. Note that city is not always received as part of the initial notification and may be missing while the case is being investigated.

City and county	Cases
Redington Shores, Pinellas	5
Westchester, Dade	5
Daytona Beach Shores, Volusia	5
Deer Island, Lake	5
East Lake, Marion	5
Ebro, Bay	5
Innovation, Pasco	5
Grove City, Charlotte	4
Barberville, Volusia	4
Orlando, Bay	4
Missing, Sarasota	4
Missing, Highlands	4
Davenport, Osceola	4
Glen Ridge, Palm Beach	4
Goldenrod, Seminole	4
West Bradenton, Manatee	4
Windermere, Leon	4
Valkaria, Brevard	4
University Of Central Florida, Brevard	4
Orlando, Columbia	4
Loxahatchee Groves, Palm Beach	4
Indian Shores, Pinellas	4
Live Oak, Madison	4
Fairfield, Marion	4
Aripeka, Pasco	4
Milton, Escambia	4
Mayport, Duval	4
Maitland, Leon	4
Grandin, Putnam	4
Inlet Beach, Bay	4
Shady Grove, Taylor	4
Orlando, Santa Rosa	4
Fort Lauderdale, Palm Beach	4
Miami Gardens, Unknown	4
Kingsley Lake, Bradford	4
Naples, Lee	4
Newberry, Gilchrist	4
Okeechobee, Osceola	4
Miccosukee, Leon	4
Ft Pierce, St. Lucie	4
Cypress, Jackson	4
Pensacola Beach, Escambia	4
Pensacola, Unknown	4
Briny Breezes, Palm Beach	4
Missing, Alachua	4
Missing, Monroe	4
Saint Augustine, Duval	4
Williston, Marion	4
Alafaya, Broward	4
Elfers, Pasco	4
Fernandina, Nassau	4
International Service Center, Dade	4
Orange Springs, Marion	4
Orlando, Citrus	4
Seacrest, Walton	4
Wakulla Springs, Wakulla	4
Windermere, Palm Beach	3
Winter Park, Brevard	3
Pompano Beach, Palm Beach	3

COVID-19: characteristics of 1,202,660 Florida resident cases

Data through Dec 21, 2020 verified as of Dec 22, 2020 at 09:25 AM

Data in this report are provisional and subject to change.

The table below includes the cities and counties of residence for cases in Florida residents based on the patient's ZIP Code. Note that city is not always received as part of the initial notification and may be missing while the case is being investigated.

City and county	Cases
Salem, Taylor	3
Samoset, Manatee	3
San Fernando, Unknown	3
Vernon, Bay	3
Mayport Naval Housing, Duval	3
Oneco, Manatee	3
Indian Rock Beach, Pinellas	3
Inglis, Citrus	3
Hollywood, Unknown	3
Monticello, Madison	3
Fpo, Duval	3
Fernandina Beach, Duval	3
Cypress Gardens, Polk	3
Bowling Green, Polk	3
Seacrest, Bay	3
Orange Park, Duval	3
Point Washington, Walton	3
University Of Central Fl, Seminole	3
Vero Beach, St. Lucie	3
Missing, Washington	3
Nobleton, Hernando	3
Mims, Volusia	3
Missing, Flagler	3
Julington Creek, St. Johns	3
Bella Collina, Lake	3
Apopka, Hillsborough	3
El Jobean, Charlotte	3
Grant Valkaria, Brevard	3
Winter Garden, Leon	3
Westville, Walton	3
Sugarloaf, Monroe	3
Clarcona, Orange	3
Glenwood, Volusia	3
Orlando, Nassau	3
Lloyd, Jefferson	3
Lamont, Taylor	3
Keystone Heights, Bradford	3
Orlando, Jackson	3
North Fort Myers, Charlotte	3
Kissimmee, Unknown	3
Jacksonville Naval Air Station, Duval	3
Chicago, Lee	3
Clewiston, Palm Beach	3
Conch Key, Monroe	3
Branford, Gilchrist	3
Bayou George, Bay	3
Babcock Ranch, Charlotte	3
San Carlos Park, Lee	3
Umatilla, Marion	3
Orlando, Union	3
Winter Park, Alachua	3
Winter Park, Leon	3
Winter Park, Osceola	3
Worthington Springs, Union	3
Sunny Hills, Washington	3
Tampa, Pinellas	3
Jacksonville, Clay	3
Johns Pass Village, Pinellas	3
Holt, Santa Rosa	3

COVID-19: characteristics of 1,202,660 Florida resident cases

Data through Dec 21, 2020 verified as of Dec 22, 2020 at 09:25 AM

Data in this report are provisional and subject to change.

The table below includes the cities and counties of residence for cases in Florida residents based on the patient's ZIP Code. Note that city is not always received as part of the initial notification and may be missing while the case is being investigated.

City and county	Cases
Apopka, Dade	3
Eau Gallie, Brevard	3
Hallandale Beach, Unknown	3
Blountstown, Liberty	3
Captiva, Lee	3
Deerfield Beach, Palm Beach	3
Miami Gardens, Broward	3
Lynbrook, Broward	3
Orlando, Indian River	3
Orlando, Martin	3
Village Of Golf, Palm Beach	3
Saint Augustine Beach, St. Johns	3
Windermere, Seminole	3
Labelle, Lee	3
Apopka, Osceola	3
Brewton, Escambia	3
Missing, Taylor	3
Missing, Hendry	3
Ocoee, Broward	3
Pp, Unknown	3
Wildlight, Nassau	3
University Of Central Florida, Palm Beach	3
University Of Central Florida, Pinellas	3
Winter Park, Lake	3
Port Salerno, Martin	3
Winter Garden, Polk	3
Alys Beach, Bay	3
Eglin, Okaloosa	3
Margate, Unknown	3
Melrose, Bradford	3
Maitland, Pasco	3
Madison, Unknown	2
Lockhart, Seminole	2
Ocean Breeze, Martin	2
Hialeah, Broward	2
Jacksonville, Dade	2
Florida Power & Light Co, Dade	2
Gibsonia, Polk	2
Amelia City, Nassau	2
Alligator Point, Wakulla	2
Citrus Ridge, Indian River	2
Tangerine, Lake	2
Pass, Dade	2
Winter Garden, Hillsborough	2
Woodside, Broward	2
Windermere, Polk	2
Winter Garden, Brevard	2
Provo, Broward	2
Portland, Unknown	2
Pp, Dade	2
Scottsmoor, Brevard	2
University Of Central Fl, Dade	2
University Of Central Fl, Osceola	2
Orlando, Holmes	2
Orlando, Sumter	2
Moore Haven, Hendry	2
Lanark Village, Franklin	2
Cassadaga, Volusia	2
Lake Harbor, Palm Beach	2

COVID-19: characteristics of 1,202,660 Florida resident cases

Data through Dec 21, 2020 verified as of Dec 22, 2020 at 09:25 AM

Data in this report are provisional and subject to change.

The table below includes the cities and counties of residence for cases in Florida residents based on the patient's ZIP Code. Note that city is not always received as part of the initial notification and may be missing while the case is being investigated.

City and county	Cases
Fort Walton Beach, Walton	2
Dunnellon, Levy	2
Winter Garden, Broward	2
Winter Garden, Dade	2
Windermere, Osceola	2
Winter Park, St. Johns	2
Saint Petersburg, Hillsborough	2
Seven Springs, Pasco	2
Upper Key Largo, Monroe	2
Orlando, Unknown	2
Saint Augusaintine Beach, St. Johns	2
Port Charlotte, Unknown	2
Punta Gorda, Lee	2
Port Saint Lucie, Martin	2
Miami, Palm Beach	2
None, Dade	2
Los Angeles, Okaloosa	2
Lutz, Pinellas	2
Lake Geneva, Clay	2
Lawtey, Union	2
Lakeland, Hillsborough	2
Coconut Creek, Unknown	2
Crawfordville, Leon	2
Cross Creek, Alachua	2
Alligator Point, Franklin	2
Immokalee, Lee	2
Eatonville, Lake	2
Fort Lauderdale, Unknown	2
Apopka, Flagler	2
Apopka, Marion	2
Apopka, Sarasota	2
Bonifay, Jackson	2
Clermont, Polk	2
Fort Pierce, Martin	2
Greenville, Jefferson	2
Lake Buena Vista, Orange	2
Laurel, Sarasota	2
Lecanto, Marion	2
Ludlam, Dade	2
West Palm Beach, Dade	2
Oklawaha, Marion	2
Olustee, Baker	2
Ocoee, Duval	2
Tarpon Springs, Pasco	2
University Of Central Florida, Lee	2
Vero Beach, Unknown	2
Wauchula, Desoto	2
Winter Park, Dade	2
Yeehaw, Okeechobee	2
Pompano Beach, Unknown	2
Sebring, Desoto	2
Tampa, Hernando	2
000000, Unknown	2
Boynton Beach, Broward	2
Cape Haze, Charlotte	2
Bristol, Calhoun	2
Jacksonville Naval Hospital, Duval	2
Jacksonville, Alachua	2
Melrose, Clay	2

COVID-19: characteristics of 1,202,660 Florida resident cases

Data through Dec 21, 2020 verified as of Dec 22, 2020 at 09:25 AM

Data in this report are provisional and subject to change.

The table below includes the cities and counties of residence for cases in Florida residents based on the patient's ZIP Code. Note that city is not always received as part of the initial notification and may be missing while the case is being investigated.

City and county	Cases
Mesa, Unknown	2
Longview, Dade	2
Jacksonville, Nassau	2
Okeechobee, Lake	2
Miramar, Dade	2
Ormond Beach, Flagler	2
Panama City, Unknown	2
Land O Lakes, Hillsborough	2
Milligan, Okaloosa	2
Ocoee, Leon	2
Haines Creek, Lake	2
Fort Lauderdale, Alachua	2
Copeland, Collier	2
Cross City, Taylor	2
Carl Fisher, Dade	2
Saint Marys, Nassau	2
Wacissa, Jefferson	2
Windermere, Lake	2
Winter Park, Highlands	2
East Rockland Key, Monroe	2
Alford, Washington	2
Apopka, Duval	2
Jupiter Island, Martin	2
Labelle, Collier	2
Lauderhill, Unknown	2
Jonesville, Alachua	2
Longwood, Unknown	2
Long Beach, Orange	2
Maitland, Palm Beach	2
Ocean Reef Club, Monroe	2
Miramar, Unknown	2
Miami, Martin	2
North Port, Charlotte	2
New Port Richey, Hillsborough	2
Venice, Dade	2
University Of Central FI, Broward	2
Winter Park, Collier	2
Winter Park, Duval	2
Winter Park, Hillsborough	2
Winter Park, Volusia	2
Windermere, Hillsborough	2
Sand Lake, Orange	2
Crescent Beach, Sarasota	2
Claysville, Hernando	2
Dade City, Unknown	2
Day, Lafayette	2
Crestview, Walton	2
Cross Key, Monroe	2
Green Cove Springs, Duval	2
Marysville, Dade	2
Oakland Park, Unknown	2
Tampa, Broward	2
Sunrise, Unknown	2
Port Canaveral, Brevard	2
Seguin, Unknown	2
Sarasota, Unknown	1
Saint Petersburg, Bay	1
Pooler, Broward	1
San Marcos, Unknown	1

COVID-19: characteristics of 1,202,660 Florida resident cases

Data through Dec 21, 2020 verified as of Dec 22, 2020 at 09:25 AM

Data in this report are provisional and subject to change.

The table below includes the cities and counties of residence for cases in Florida residents based on the patient's ZIP Code. Note that city is not always received as part of the initial notification and may be missing while the case is being investigated.

City and county	Cases
Surprise, Unknown	1
St Cloud, Orange	1
Syracuse, Unknown	1
Vernon, Walton	1
Unknown, Manatee	1
Venezuela, Unknown	1
University Of Central Florida, Duval	1
Twentynine Palms, Broward	1
Ocoee, Manatee	1
Okeechobi, Unknown	1
Orlando, Clay	1
Orem, Dade	1
Orlando, Gadsden	1
Orlando, Walton	1
Oviedo, Lake	1
Panomo City, Bay	1
Pensacola, Dade	1
Plantation Key, Monroe	1
Plantation, Leon	1
Ridgewood, Lee	1
Roseville, Broward	1
Xifamk, Dade	1
Winfield, Hillsborough	1
Winter Garden, Lee	1
Winter Garden, Unknown	1
Winter Park, Bay	1
Weirsdale, Lake	1
Whippany, Volusia	1
Metter, Manatee	1
Miami Dade, Unknown	1
Miamksaohes, Dade	1
Missing, Lafayette	1
Monument, Broward	1
Mokena, Lee	1
Morrisville, Palm Beach	1
North Brunswick, St. Lucie	1
North Lauderdale, Unknown	1
North Porte, Unknown	1
Notrealville, Polk	1
Jupiter Inlet, Palm Beach	1
Land O Lakes, Unknown	1
Landolakes, Unknown	1
Lawton, Okaloosa	1
Lima, Volusia	1
Key West, Palm Beach	1
Kilgore, Dade	1
Lutz, Unknown	1
Macclenny, Dixie	1
Madison, Jefferson	1
Irmo, Unknown	1
Island Grove, Alachua	1
Jacksonville, Baker	1
Greensboro, Leon	1
Glen Cove, Unknown	1
Glen Saint Mary, Duval	1
Gainesville, Levy	1
Fleming Island, Duval	1
Crystal River, Marion	1
Deerfield Beach, Polk	1

COVID-19: characteristics of 1,202,660 Florida resident cases

Data through Dec 21, 2020 verified as of Dec 22, 2020 at 09:25 AM

Data in this report are provisional and subject to change.

The table below includes the cities and counties of residence for cases in Florida residents based on the patient's ZIP Code. Note that city is not always received as part of the initial notification and may be missing while the case is being investigated.

City and county	Cases
Defuniak Springs, Okaloosa	1
Eatonville, Hillsborough	1
Clearwater, Leon	1
Crestview, Broward	1
Clarcona, Seminole	1
Cape San Blas, Gulf	1
Callahan, Duval	1
Bradenton, Lee	1
Bogota, Unknown	1
Alafaya, Pinellas	1
Apopka, Leon	1
Atlanta, Walton	1
Attalla, Broward	1
Azalea Park, Lake	1
Azalea Park, Polk	1
Saint Petersburg, Duval	1
St Peterburg, Orange	1
Stiamk, Dade	1
Scottsdale, Brevard	1
Tavares, Unknown	1
Temple, Palm Beach	1
Surfside Beach, Orange	1
Sun City Center, Lee	1
Pompano Beach, Dade	1
Pompano Beach, Osceola	1
Pine Hills, Polk	1
Port Saint Lucie, Marion	1
Port St Luice, Unknown	1
Port St. Lucie, St. Lucie	1
Rivera Beach, Unknown	1
Port Charlotte, Lee	1
Port Richey, Unknown	1
Roswell, Bay	1
Ruskin, Manatee	1
Winnetka, Dade	1
Weston, Unknown	1
Wildwood, Lee	1
West Hollywood, Broward	1
West Palm Beach, Unknown	1
Winter Springs, Orange	1
Youngstown, Washington	1
Zellwood, Brevard	1
Zellwood, Osceola	1
Winter Park, Manatee	1
Winter Park, Palm Beach	1
Winter Park, Pinellas	1
Unknown, Duval	1
Wabasha, Clay	1
Newaygo, Charlotte	1
Na, Dade	1
Naples, Leon	1
Milford, Bay	1
Missing, Desoto	1
Okeechobee, Highlands	1
Pensacola Naval Hospital, Escambia	1
Painted Post, Pasco	1
Palatka, Marion	1
Los Angeles, Orange	1
Littleton, St. Johns	1

COVID-19: characteristics of 1,202,660 Florida resident cases

Data through Dec 21, 2020 verified as of Dec 22, 2020 at 09:25 AM

Data in this report are provisional and subject to change.

The table below includes the cities and counties of residence for cases in Florida residents based on the patient's ZIP Code. Note that city is not always received as part of the initial notification and may be missing while the case is being investigated.

City and county	Cases
Mattoon, Lee	1
Marianna, Washington	1
Mary Esther, Hillsborough	1
Lake Worth, Unknown	1
Land, Unknown	1
Lecanto, Palm Beach	1
Lake In The Hills, Broward	1
Jupiter, Pinellas	1
Kansas City, Palm Beach	1
Boys Ranch, Suwannee	1
Celebration, Orange	1
Coal City, Pasco	1
Delray Beach, Broward	1
Alys Beach, Walton	1
Apo, Collier	1
Addison, Pasco	1
Alafaya, Dade	1
Arabi, Orange	1
At Large, Broward	1
Austin, Dade	1
Azalea Park, Broward	1
Barnesville, Pinellas	1
Belle Isle, Seminole	1
Apopka, Alachua	1
Apopka, Citrus	1
Big Torch Key, Monroe	1
Black, Holmes	1
Boca Raton, Lee	1
Bonifay, Unknown	1
Crescent City, Marion	1
Crestview, Unknown	1
Fort Worth, Broward	1
Franklin, Orange	1
Gainesville, Santa Rosa	1
Fort Lauderdale, Lee	1
Fort Pierce, Brevard	1
High Springs, Columbia	1
Gwynn Oak, Polk	1
Indianapolis, Lee	1
Jena, Taylor	1
Woodbine, Nassau	1
Winter Garden, Duval	1
Winter Garden, Marion	1
Winter Park, Citrus	1
Winter Park, Hendry	1
Waipahu, Santa Rosa	1
Ward, Polk	1
Wellborn, Columbia	1
West Yarmouth, St. Lucie	1
Suitland, Volusia	1
Venetian Islands, Dade	1
Syracuse, Polk	1
Tallahassee, Dade	1
Tamarac, Dade	1
Tampa, Unknown	1
Tarpon Springs, Unknown	1
Tavares, Orange	1
Town Of Nocatee, St. Johns	1
University Of Central Fl, Pinellas	1

COVID-19: characteristics of 1,202,660 Florida resident cases

Data through Dec 21, 2020 verified as of Dec 22, 2020 at 09:25 AM

Data in this report are provisional and subject to change.

The table below includes the cities and counties of residence for cases in Florida residents based on the patient's ZIP Code. Note that city is not always received as part of the initial notification and may be missing while the case is being investigated.

City and county	Cases
Unkn, Duval	1
Piasa, Putnam	1
Russellville, Bay	1
Saint Joseph, Volusia	1
San Antonio, Orange	1
Shirley, Flagler	1
Seminole, Leon	1
Other, Dade	1
Pass-A-Grille Beach, Pinellas	1
Pembroke Lakes, Broward	1
Port Saint Lucie, Palm Beach	1
Prattville, Hillsborough	1
Prestonsburg, Bay	1
Quincy, Jackson	1
Rapid City, Broward	1
Red Bay, Holmes	1
Carmel, Orange	1
Caracas, Dade	1
Brandon, Unknown	1
Brooklyn, Dade	1
Brooklyn, Lee	1
Dallas, Hernando	1
Coconut Ck, Unknown	1
Chicago, Unknown	1
Apopka, Brevard	1
Apopka, Clay	1
Apopka, Polk	1
Asheville, Highlands	1
Astoria, Broward	1
Bartow, Hardee	1
Boca Raton, Broward	1
Belle Isle, Osceola	1
Bel Air, Collier	1
Alachua, Duval	1
Alpharetta, Broward	1
Fort Lauderdale, Leon	1
Fort White, Clay	1
Far Rockaway, Dade	1
Fisher Island, Unknown	1
Doral, Unknown	1
Downingtown, Hillsborough	1
Deer Park, Dade	1
Deerfield Beach, Unknown	1
Deland, Seminole	1
Hallandale, Unknown	1
Hiawassee, Osceola	1
Hernando, Marion	1
Hialeah, Collier	1
Greensburg, Palm Beach	1
Gurabo, Osceola	1
Garden City, Alachua	1
Gaylord, Orange	1
Orlando, Putnam	1
Orlo Vista, Orange	1
Milford, Lee	1
North Palm Beach, Orange	1
Northport, Sarasota	1
Oakland, Lee	1
Ldhl, Broward	1

COVID-19: characteristics of 1,202,660 Florida resident cases

Data through Dec 21, 2020 verified as of Dec 22, 2020 at 09:25 AM

Data in this report are provisional and subject to change.

The table below includes the cities and counties of residence for cases in Florida residents based on the patient's ZIP Code. Note that city is not always received as part of the initial notification and may be missing while the case is being investigated.

City and county	Cases
Monroe Township, Palm Beach	1
Moore Haven, Okeechobee	1
Morrisville, Unknown	1
Micanopy, Marion	1
Mckinney, Broward	1
Miamc, Dade	1
Las Vegas, Palm Beach	1
Lake Butler, Alachua	1
Lakeland, Unknown	1
Knoxville, Bay	1
Kingsland, Nassau	1
Indian Rocks Beach, Duval	1
Key West, Duval	1
Hoclywsod, Dade	1
Homeless, Hillsborough	1
Homeless, Monroe	1
Homeless, Pinellas	1
Inwood, Broward	1
Irvine, Marion	1
Jefferson, Dade	1
Jonesboro, Leon	1
Jupiter, Dade	1
Jupiter, St. Lucie	1
Kenilworth, Leon	1
Pembroke Pines, Dade	1
Pensacola, Sumter	1
Perth Amboy, Hillsborough	1
Paducah, Manatee	1
Oldsra, Manatee	1
Missing, Calhoun	1
Monroe, Hillsborough	1
North Laud, Unknown	1
Ocala, Citrus	1
Longwood, Broward	1
Lucedale, St. Lucie	1
Middletown, Osceola	1
Macclenny, Duval	1
Mayaguez, Dade	1
Interlachen, Duval	1
Hosford, Calhoun	1
Hialeahgardens, Dade	1
Bronson, Alachua	1
Brooker, Alachua	1
Bonita, Lee	1
Brandon, Pinellas	1
Alva, Escambia	1
Arcadia, Highlands	1
Baker, Santa Rosa	1
Armstrong, St. Johns	1
Atl, Brevard	1
Belmont, Santa Rosa	1
Blountstown, Broward	1
Belle Isle, Duval	1
Cincinnati, Dade	1
Champions Gate, Osceola	1
Dfafs, Okaloosa	1
Davie, Unknown	1
Dayton, Orange	1
Gibsonton, Unknown	1

COVID-19: characteristics of 1,202,660 Florida resident cases

Data through Dec 21, 2020 verified as of Dec 22, 2020 at 09:25 AM

Data in this report are provisional and subject to change.

The table below includes the cities and counties of residence for cases in Florida residents based on the patient's ZIP Code. Note that city is not always received as part of the initial notification and may be missing while the case is being investigated.

City and county	Cases
Greenbrier, Bay	1
Edgewood, Broward	1
Floralia, Okaloosa	1
Sunrtise, Dade	1
Tallahassee, Madison	1
Trenton, Dixie	1
Unknown, Unknown	1
Toms River, Lee	1
Tourist, Dade	1
Sharpes, Brevard	1
Sorrento, Orange	1
Summerfield, Unknown	1
Powell, Lee	1
Puerto Rico, Unknown	1
Randolph, Orange	1
Sanford, Orange	1
Saint Petersburg, Charlotte	1
Saint Lucie Village, St. Lucie	1
Wtixrat, Dade	1
Windermere, Volusia	1
Westlake Village, Unknown	1
Watersound, Bay	1
Unk, Duval	1
Ventura, Orange	1
Ocoee, Lee	1
Ocoee, Volusia	1
Okeechobee, St. Lucie	1
Opalocka, Dade	1
Orlando, Hendry	1
Orlando, Levy	1
Palm Springs North, Dade	1
Palm Coast, Duval	1
Soldotna, Broward	1
Saint Cloud, Lee	1
Saint Johns, Orange	1
San Antonio, Sarasota	1
San Antonio, Unknown	1
Sanford, Volusia	1
Pineland, Lee	1
Perry, Leon	1
Provincetown, Collier	1
Weston, Dade	1
Wheaton, Lee	1
Wesley Chapel, Alachua	1
University Of Central Florida, Monroe	1
Toms River, Dade	1
Tampa Palms, Hillsborough	1
Tangerine, Seminole	1
Tewksbury, Orange	1
Steinhatchee, Madison	1
South Burlington, Orange	1
Magnolia Square, Osceola	1
Maitland, Alachua	1
Lemoyne, Manatee	1
Melrose, Alachua	1
Miamf, Dade	1
Miami G, Dade	1
Miami, Collier	1
Marianna, Calhoun	1

COVID-19: characteristics of 1,202,660 Florida resident cases

Data through Dec 21, 2020 verified as of Dec 22, 2020 at 09:25 AM

Data in this report are provisional and subject to change.

The table below includes the cities and counties of residence for cases in Florida residents based on the patient's ZIP Code. Note that city is not always received as part of the initial notification and may be missing while the case is being investigated.

City and county	Cases
Oakland, Lake	1
Oakland, Leon	1
Naples, Orange	1
New Richmond, Volusia	1
Lawrence Township, Palm Beach	1
Las Vegas, Orange	1
Lake Placid, Alachua	1
Kingsland, Duval	1
Kissimmee, Brevard	1
Gotha, Leon	1
Gilmer, Dade	1
Haverford, Hillsborough	1
Estero, Collier	1
Fanning Springs, Levy	1
Cumberland, Palm Beach	1
Dade City, Hillsborough	1
Crestview, Holmes	1
Columbus, Brevard	1
Cookeville, Seminole	1
Dallas, Lee	1
De Leon Springs, Putnam	1
Deland, Lake	1
Deland, Polk	1
Doctors Inlet, Clay	1
Clear Brook, Lee	1
Clermont, Orange	1
Boca Raton, Unknown	1
Bohealia, Lee	1
Blowing Rock, Polk	1
Carol Stream, Orange	1
Charlotte, Pasco	1
Apopka, St. Lucie	1
Belle Isle, Polk	1
Apopka, Manatee	1
99, Unknown	1
Alanson, Bay	1
Aollywoss, Dade	1
Gotha, Palm Beach	1
Fort Myers, Unknown	1
Fort Pierce, Unknown	1
Eatonville, Osceola	1
Edgewood, Osceola	1
Homeless, Polk	1
Homosassa, Hernando	1
Harrison, Pinellas	1
Granada Hills, Broward	1
Hailandale, Unknown	1
Hialeah, Bay	1
Anaheim, Unknown	1
Alafaya, Palm Beach	1
Athens, Duval	1
Bogota, Orange	1
Bronx, Palm Beach	1
Blountstown, Jackson	1
Belle Isle, Dade	1
Cypress, Leon	1
Deland, St. Lucie	1
Deltona, Orange	1
Clermont, Osceola	1

COVID-19: characteristics of 1,202,660 Florida resident cases

Data through Dec 21, 2020 verified as of Dec 22, 2020 at 09:25 AM

Data in this report are provisional and subject to change.

The table below includes the cities and counties of residence for cases in Florida residents based on the patient's ZIP Code. Note that city is not always received as part of the initial notification and may be missing while the case is being investigated.

City and county	Cases
Clewiston, Glades	1
Cartersville, Unknown	1
Lewisburg, Pasco	1
Jerusalem, St. Johns	1
La Grange, Dade	1
Lake City, Hamilton	1
Maitland, Dade	1
Marshall, Dade	1
Louisville, Manatee	1
Los Angeles Ca, Unknown	1
Littleton, Dade	1
Navarre, Okaloosa	1
Newark, Broward	1
Newburgh, Bay	1
Okeechobee, Glades	1
Oooooo, Unknown	1
North Pole, Seminole	1
North Port, Lee	1
Miami, Hillsborough	1
Middlesburg, Duval	1
Mount Pleasant, Gadsden	1
Missing, Hardee	1
Missing, Jackson	1
Port Everglades, Broward	1
Rye, Duval	1
Rex, Duval	1
Orlando, Washington	1
Peoria, Unknown	1
Pacifica, Dade	1
Palm Coast, Polk	1
Palm Coast, Volusia	1
Parker, Dade	1
Washington, Unknown	1
Wekiva Springs, Seminole	1
Tulsa, Orange	1
University Of Central Fl, Clay	1
Tallahassee, Duval	1
Tampa, Palm Beach	1
Sun City Center, Hardee	1
Spring Hill , Hernando	1
Starke, Clay	1
Stone Mountain, Palm Beach	1
Saint Petersburg, St. Lucie	1
Saint Johns, Unknown	1
Seybold, Dade	1
Saxis, Lee	1
Sebring, Lee	1
Winter Garden, Pinellas	1
Winter Park, Calhoun	1
Winter Park, Indian River	1
Winter Park, Lee	1
Windermere, Pasco	1
West Villages, Sarasota	1
Wichita, Volusia	1
Windermere, Broward	1
Zolfo Springs, Polk	1
Fdsf, Unknown	1
Fwb, Unknown	1
Gastonia, Polk	1

COVID-19: characteristics of 1,202,660 Florida resident cases

Data through Dec 21, 2020 verified as of Dec 22, 2020 at 09:25 AM

Data in this report are provisional and subject to change.

The table below includes the cities and counties of residence for cases in Florida residents based on the patient's ZIP Code. Note that city is not always received as part of the initial notification and may be missing while the case is being investigated.

City and county	Cases
Knoxville, Duval	1
Green, Clay	1
Gulf Shores, Escambia	1
Havanna, Gadsden	1
Hialeah Lakes, Dade	1
Hilliard, Dade	1
Hollywood, Leon	1
Holt, Unknown	1
Humble, Broward	1
Bryn Mawr, Collier	1
Apopka, Palm Beach	1
Aspen, Palm Beach	1
Atlanta, Broward	1
Azalea Park, Sarasota	1
Bartow, Unknown	1
Boca Roton, Unknown	1
Clermont, Unknown	1
Duke Field Air Force Station, Okaloosa	1
Deltona , Volusia	1
Columbia, Orange	1
Coral Springs, Unknown	1
Cornelius, Leon	1
Crestview, Dade	1
Dade City, Polk	1
Dania, Unknown	1
Darien, Pasco	1
Lakewood, Unknown	1
Los Angeles, Polk	1
Maitland, Unknown	1
Melbourne, Orange	1
Miami Beach, Palm Beach	1
Miami Granders, Dade	1
Minneapolis, Broward	1
Missing, Charlotte	1
Myakka, Duval	1
Naples, Broward	1
Naugatuck, Lee	1
New Vernon, Sarasota	1
New York, Broward	1
Oakland, Broward	1
Oakland, Manatee	1
Opa Locka, Unknown	1
Ocoee, Polk	1
Pensacola, Santa Rosa	1
Plant City, Pinellas	1
Plantation, Unknown	1
Ponce, Orange	1
Port Charlotte Fl, Unknown	1
University Of Central Fl, St. Johns	1
University Of Central Florida, Dade	1
Tinley Park, Lee	1
Sumatra, Liberty	1
Springhill, Unknown	1
Telluride, Lee	1
South Otselic, Dade	1
Saint Petersburg, Dade	1
San Juan, Osceola	1
San Pedro Sula, Dade	1
Richmond Heights, Dade	1

COVID-19: characteristics of 1,202,660 Florida resident cases

Data through Dec 21, 2020 verified as of Dec 22, 2020 at 09:25 AM

Data in this report are provisional and subject to change.

The table below includes the cities and counties of residence for cases in Florida residents based on the patient's ZIP Code. Note that city is not always received as part of the initial notification and may be missing while the case is being investigated.

City and county	Cases
Rochester, Lee	1
Rosemary Beach, Bay	1
Winter Garden, Sumter	1
Wimauma, Manatee	1
Windermere, Lee	1
Unknown, Orange	1
Wayne, Dade	1
West Simsbury, Collier	1
Woodland Hills, Brevard	1
Pine Hills, Broward	1
Port Saint Lucie, Indian River	1
Pompano Beach, Alachua	1
Orem, Sarasota	1
Palm City, Unknown	1
Oviedo, Leon	1
Porter Ranch, Dade	1
Raiford, Bradford	1
Republic, Monroe	1
Riverview, Manatee	1
Steinhatchee, Alachua	1
Saint Teresa, Wakulla	1
San Diego, Unknown	1
Russellville, Hillsborough	1
Saint Augustine, Okaloosa	1
Tampa, Manatee	1
University Of Central Fl, Pasco	1
Vero Beach, Brevard	1
Village Of Palm Springs, Palm Beach	1
Webster, Pasco	1
Westerville, Hillsborough	1
Winderemere, Orange	1
Windermere, Dade	1
Winston Salem, Unknown	1
Wilbur By The Sea, Volusia	1
Willowbrook, Lee	1
University Of Central Florida, Hillsborough	1
Wellington, Unknown	1
Chipley, Holmes	1
Chipley, Jackson	1
Colorado Springs, Unknown	1
Conifer, Lee	1
Coco River, Collier	1
Bryn Mawr, Palm Beach	1
Camden Wyoming, Duval	1
Chattanooga, Dade	1
Alva, Collier	1
333, Unknown	1
Alafaya, Volusia	1
Allentown, Putnam	1
Amelia Village, Nassau	1
Apple Creek, Citrus	1
Azalea Park, Osceola	1
Fortlauderdale, Unknown	1
Ft Pierce, Unknown	1
Garland, Orange	1
Fort Denaud, Glades	1
Everett, Dade	1
Fl State Lot, Leon	1
El Paso, Unknown	1

COVID-19: characteristics of 1,202,660 Florida resident cases

Data through Dec 21, 2020 verified as of Dec 22, 2020 at 09:25 AM

Data in this report are provisional and subject to change.

The table below includes the cities and counties of residence for cases in Florida residents based on the patient's ZIP Code. Note that city is not always received as part of the initial notification and may be missing while the case is being investigated.

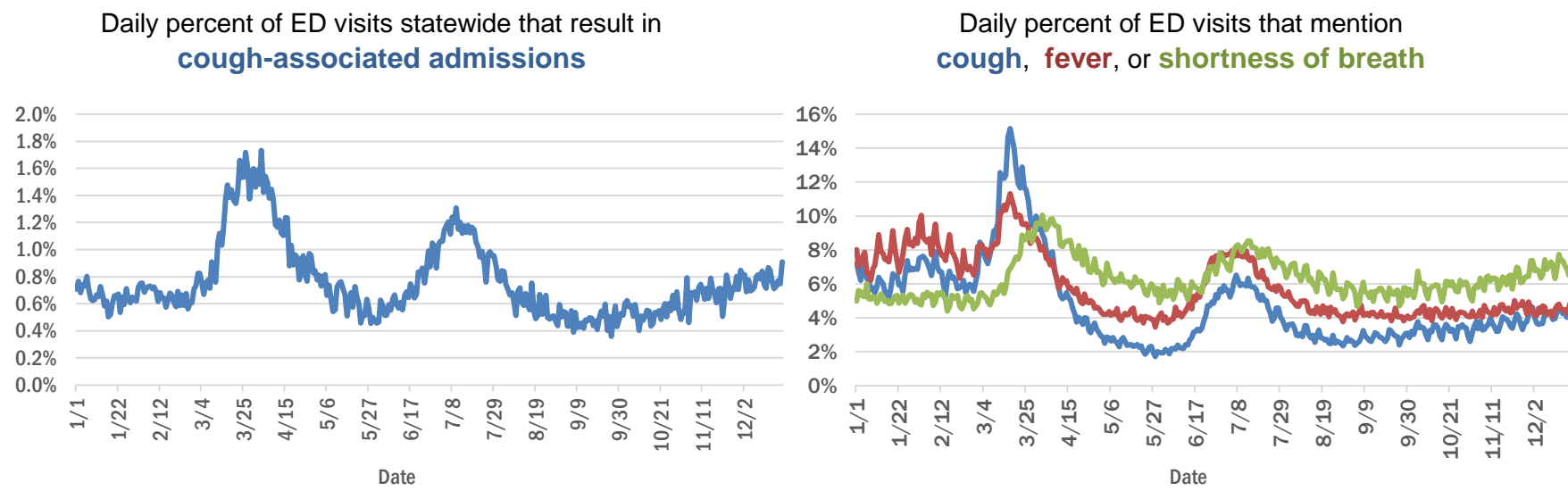
City and county	Cases
Eatonville, Seminole	1
Destin, Unknown	1
Jeffersonville, Broward	1
Homeless, Dade	1
Hickory, Lee	1
Highland Park, Polk	1
Hallandate Ben, Unknown	1
Lake Mary, Lake	1
Lake Worth, Broward	1
Lauderdale Hill, Unknown	1
Live Oak, Columbia	1
Ocala, Unknown	1
Old Town, Gilchrist	1
Ocoee, Hillsborough	1
N/A, Duval	1
Naples, Alachua	1
Longwood, Orange	1
Los Angeles, Broward	1
Miamii, Dade	1
Miamt, Dade	1
Mid Florida, Seminole	1
Middleburg, Duval	1
Total	1,202,660

COVID-19: additional surveillance information

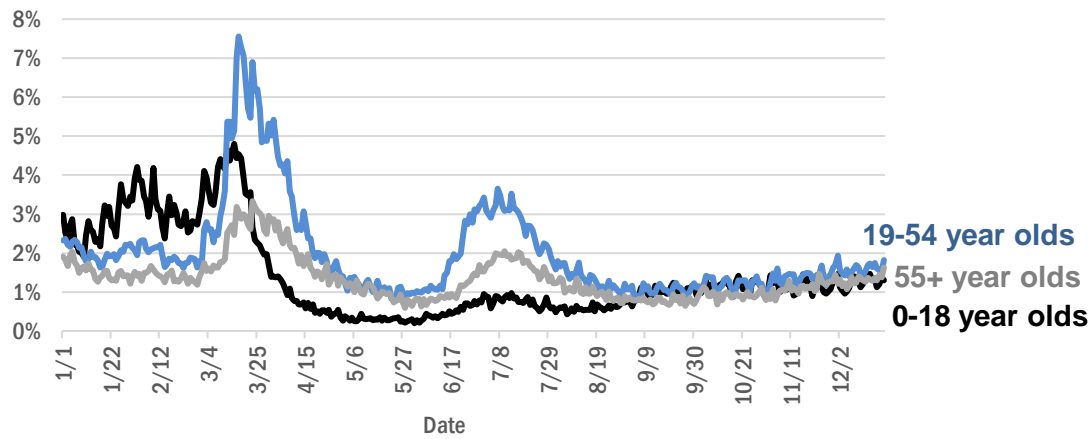
Data through Dec 21, 2020 verified as of Dec 22, 2020 at 09:25 AM

Data in this report are provisional and subject to change.

Statewide emergency department (ED) chief complaint and admission data



Daily percent of ED visits statewide that mention cough by age group



The Electronic Surveillance System for the Early Notification of Community-Based Epidemics (ESSENCE-FL) includes chief complaint data from 211 of 211 Florida EDs. Data are transmitted electronically to ESSENCE-FL daily or hourly.

COVID-19: testing by laboratory

Data through Dec 21, 2020 verified as of Dec 22, 2020 at 09:25 AM

Data in this report are provisional and subject to change.

The numbers in the table below represent the number of Florida and non-Florida residents for whom test results were received by the Department of Health. A person can be tested by more than one laboratory and can have both positive and negative results. **Therefore, the sum of the numbers in each column will be larger than the total number of people tested.**

Reporting lab	Inconclusive	Negative	Positive	Percent positive	Total
LABORATORY CORPORATION OF AMERICA	2,107	1,320,520	166,608	11%	1,489,235
QUEST DIAGNOSTICS	9,732	1,174,164	164,301	12%	1,348,197
CURATIVE LABS	8,888	904,202	114,194	11%	1,027,284
BIO REFERENCE LABORATORIES, INC	7,262	766,391	139,935	15%	913,588
GENETWORX	661	390,605	32,935	8%	424,201
REALTOX LABS LLC	3,915	352,570	56,346	14%	412,831
HELIX	3,876	322,277	47,725	13%	373,878
EAST FLORIDA STATE COLLEGE - BREVARD		212,890	26,987	11%	239,877
RCA LABORATORY SERVICES, LLC		213,792	16,578	7%	230,370
NOMI HEALTH LAB SERVICES		172,659	19,518	10%	192,177
IMPACT HEALTH BIOMETRIC TESTING, INC	901	161,997	16,770	9%	179,668
ELABNETWORK	1,058	132,908	11,058	8%	145,024
MAKO GENOMICS	5,982	117,362	19,595	14%	142,939
BPHL-JACKSONVILLE	18	122,781	19,718	14%	142,517
REAL DIAGNOSTICS	803	122,277	15,457	11%	138,537
CDR MAGUIRE - HEALTH CARE CENTER		114,009	15,371	12%	129,380
NORTHWEST LABORATORY	246	120,961	6,469	5%	127,676
MAYO CLINIC LABORATORIES	287	113,233	12,545	10%	126,065
ADVENTHEALTH LAB	99	108,808	11,356	9%	120,263
ADVENT HEALTH LAB	112	101,260	13,957	12%	115,329
BAYCARE LABORATORIES LLC	476	104,929	9,020	8%	114,425
MEDICAL DIAGNOSTIC LABORATORIES	968	97,883	14,037	12%	112,888
BPHL-MIAMI	225	92,882	15,038	14%	108,145
MEMORIAL REGIONAL HOSPITAL SOUTH	22	89,451	17,659	16%	107,132
BIOCOLLECTIONS WORLDWIDE, INC	628	94,241	11,967	11%	106,836
ASCENSION SACRED HEART HOSPITAL - PENSACOLA	2	90,858	12,283	12%	103,143
ORLANDO HEALTH SYSTEM	601	89,131	8,640	9%	98,372
KORVALABS, INC	1,281	90,793	4,651	5%	96,725
FULGENT DIAGNOSTICS LABORATORY	1,535	83,724	7,846	8%	93,105
SUNPATH MEDICAL DIAGNOSTICS LABORATORY	715	69,120	10,068	13%	79,903
BPHL-TAMPA (SPECTRUM BLVD)	45	68,070	11,726	15%	79,841
TAMPA GENERAL HOSPITAL	4	73,155	6,081	8%	79,240
UF HEALTH MEDICAL LAB	33	71,573	6,084	8%	77,690
DIATHERIX LABORATORIES		66,143	9,407	12%	75,550
TESTING MATTERS INC	91	63,863	8,530	12%	72,484
AKESOGEN		59,233	9,807	14%	69,040
NOMI_HEALTH		56,961	7,272	11%	64,233
BAPTIST HEALTH SOUTH FLORIDA	244	54,814	8,458	13%	63,516
ASCENSION ST VINCENT'S - RIVERSIDE	1	52,715	6,350	11%	59,066
JACKSON MEMORIAL HOSPITAL CLINICAL LAB	79	47,743	8,929	16%	56,751
PWNHEALTH	97	51,614	4,098	7%	55,809
LAKELAND REGIONAL MEDICAL CENTER	120	47,678	5,386	10%	53,184
ARUP LABORATORIES	16	49,966	2,904	5%	52,886
UF HEALTH SHANDS HOSPITAL	316	48,689	3,045	6%	52,050
AMERICAN HEALTH ASSOCIATES	9	46,992	3,499	7%	50,500
AIT LABORATORIES		42,327	4,879	10%	47,206
SOUTH MIAMI HOSPITAL LAB	194	39,635	5,234	12%	45,063

COVID-19: testing by laboratory

Data through Dec 21, 2020 verified as of Dec 22, 2020 at 09:25 AM

Data in this report are provisional and subject to change.

The numbers in the table below represent the number of Florida and non-Florida residents for whom test results were received by the Department of Health. A person can be tested by more than one laboratory and can have both positive and negative results. **Therefore, the sum of the numbers in each column will be larger than the total number of people tested.**

Reporting lab	Inconclusive	Negative	Positive	Percent positive	Total
VIRACOR EUROFINIS		34,925	9,713	22%	44,638
APPLIED INGENUITY DIAGNOSTICS LLC		37,942	1,676	4%	39,618
BAPTIST HEALTH - JACKSONVILLE	4	35,741	2,472	6%	38,217
TALLAHASSEE MEMORIAL HOSPITAL	160	33,914	3,843	10%	37,917
ORANGE COUNTY CONVENTION CENTER		33,330	3,655	10%	36,985
MIAMI DADE COUNTY		32,093	3,527	10%	35,620
WALGREENS	30	28,129	5,136	15%	33,295
INGENIOUS PERSONALIZED MEDICINE	135	27,790	5,319	16%	33,244
LEE HEALTH - CAPE CORAL HOSPITAL	3	27,851	4,484	14%	32,338
BROWARD GENERAL MEDICAL CENTER-CLINICAL LAB	2	28,872	2,927	9%	31,801
SARASOTA MEMORIAL HOSPITAL MAIN LAB	12	29,104	2,285	7%	31,401
MILLENNIUM PHYSICIAN GROUP	17	25,937	4,453	15%	30,407
UNIVERSITY OF MIAMI HOSPITAL	32	27,103	2,860	10%	29,995
NICKLAUS CHILDREN'S HOSPITAL	55	25,425	3,613	12%	29,093
FLORIDA HOSPITAL - TAMPA	37	26,572	2,163	8%	28,772
UF HEALTH JACKSONVILLE	42	26,063	2,469	9%	28,574
ECCO LAB GROUP CO	401	23,438	3,897	14%	27,736
GENESIS REFERENCE LABORATORIES		22,254	2,128	9%	24,382
NORTH FLORIDA REGIONAL MEDICAL CENTER		21,086	2,235	10%	23,321
ST JOSEPHS HOSPITAL LABORATORY	19	20,562	2,648	11%	23,229
MOUNT SINAI MEDICAL CENTER	7	21,079	2,054	9%	23,140
BRANDON REGIONAL HOSPITAL		20,006	2,409	11%	22,415
JUPITER MEDICAL CENTER LAB	58	20,114	1,776	8%	21,948
PALMETTO GENERAL HOSPITAL LAB	3	17,754	3,701	17%	21,458
STATLAB_MOBILE	1	19,243	1,983	9%	21,227
ACCESS DX LABORATORY	198	19,104	1,914	9%	21,216
JFK MEDICAL CENTER LAB	1	18,446	2,305	11%	20,752
ADVENT HEALTH - DAYTONA BEACH	32	18,887	1,450	7%	20,369
ADVENTIST HEALTH SYSTEMS SUNBELT INC DBA		18,789	1,092	5%	19,881
NAPLES COMMUNITY HOSPITAL	62	17,766	1,808	9%	19,636
LAB DIAGNOSTICS LLC	379	13,405	5,179	27%	18,963
INTEGRATED REGIONAL LABORATORIES LLP		16,165	2,406	13%	18,571
PANCARE OF FLORIDA INC		16,318	1,685	9%	18,003
AVENTUS BIO LABS	16	15,608	2,090	12%	17,714
HEALTH CENTER AT SINAI RESIDENCES		16,942	506	3%	17,448
PATIENTS FIRST LAKE ELLA MEDICAL CENTER PA		14,678	2,616	15%	17,294
DWIC OF TAMPA BAY INC		16,503	767	4%	17,270
BIOCERNA LABS	461	14,582	2,112	12%	17,155
DRS CLACK SPENCER WHITE & MCCORMACK PA D/B/A		15,529	1,536	9%	17,065
MORTON PLANT HOSPITAL-ADLER INSTITUTE	12	15,330	1,531	9%	16,873
SAINT MARY'S MEDICAL CENTER	22	14,865	1,728	10%	16,615
STS LAB 2 LLC	6	15,766	577	4%	16,349
HEALTHLINK DIAGNOSTIC LABORATORIES	135	14,690	1,240	8%	16,065
EXACT SCIENCES LABORATORIES		14,654	1,340	8%	15,994

COVID-19: testing by laboratory

Data through Dec 21, 2020 verified as of Dec 22, 2020 at 09:25 AM

Data in this report are provisional and subject to change.

The numbers in the table below represent the number of Florida and non-Florida residents for whom test results were received by the Department of Health. A person can be tested by more than one laboratory and can have both positive and negative results. **Therefore, the sum of the numbers in each column will be larger than the total number of people tested.**

Reporting lab	Inconclusive	Negative	Positive	Percent positive	Total
HOLY CROSS HOSPITAL CLINICAL LAB	1	14,588	993	6%	15,582
INDIAN RIVER MEDICAL CENTER LAB		13,669	849	6%	14,518
WATSON CLINIC LLP		12,169	2,292	16%	14,461
CLEVELAND CLINIC HOSPITAL LAB	4	12,389	1,579	11%	13,972
LEESBURG REGIONAL MEDICAL CENTER		12,454	1,360	10%	13,814
OSCEOLA REGIONAL MEDICAL CENTER	1	11,941	1,668	12%	13,610
INFINITY BIOLOGIX LLC	48	12,981	484	4%	13,513
AEGIS SCIENCES CORPORATION	60	11,937	1,455	11%	13,452
WELLINGTON REGIONAL MED CTR LAB	5	11,898	1,451	11%	13,354
HOMESTEAD HOSPITAL CLINICAL LABORATORY	25	10,958	2,232	17%	13,215
MEMORIAL HOSPITAL JACKSONVILLE	8	10,865	1,992	15%	12,865
MEMORIAL REGIONAL HOSPITAL CLINICAL LABORATORY	10	11,221	754	6%	11,985
FLORIDA HOSPITAL WATERMAN LABORATORY	70	10,997	857	7%	11,924
NORTHWEST MEDICAL CENTER	1	10,437	1,418	12%	11,856
WEST KENDALL BAPTIST HOSPITAL	10	9,607	2,180	18%	11,797
ORANGE PARK MEDICAL CENTER	9	9,928	1,831	16%	11,768
LEE HEALTH - LEE MEMORIAL HOSPITAL		8,816	2,904	25%	11,720
ST MARKS HOSPITAL LABORATORY B	78	10,627	1,002	9%	11,707
MALABAR MEDICAL WALK IN CLINIC		10,212	1,489	13%	11,701
DELRAY MEDICAL CENTER LAB	3	10,588	1,095	9%	11,686
PRIVA PATH LABS	50	10,930	590	5%	11,570
BETHESDA HOSPITAL EAST		10,516	960	8%	11,476
PWN HEALTH	17	9,302	2,020	18%	11,339
OAK HILL HOSPITAL		10,102	1,113	10%	11,215
LAWNWOOD REGIONAL MEDICAL CENTER	1	9,762	1,395	13%	11,158
BAPTIST HEALTH - SOUTH		10,243	779	7%	11,022
ST ANTHONY'S HOSPITAL LAB	16	9,698	1,094	10%	10,808
CLEVELAND CLINIC TRADITION HOSPITAL		10,136	641	6%	10,777
UHEALTH CORAL GABLES/LENNAR MED CTR	3	10,143	581	5%	10,727
WINTER HAVEN HOSPITAL CLINICAL LABORATORY	3	9,221	1,481	14%	10,705
BAYFRONT HEALTH - ST PETERSBURG	16	9,232	1,400	13%	10,648
VISTA CLINICAL DIAGNOSTICS	179	9,662	755	7%	10,596
LARGO MEDICAL CENTER		9,506	1,048	10%	10,554
LARKIN COMMUNITY HOSPITAL INC DBA CARDIOTROPIC		6,820	3,621	35%	10,441
GOOD SAMARITAN MEDICAL CENTER LAB	1	8,895	1,289	13%	10,185
WESTSIDE REGIONAL MED CTR	2	8,588	1,381	14%	9,971
LARKIN COMMUNITY HOSPITAL	10	8,595	1,324	13%	9,929
SRQ DRIVE THROUGH		8,944	905	9%	9,849
BINAXNOW	9	7,679	2,118	22%	9,806
COAST DIAGNOSTICS LLC	30	8,953	784	8%	9,767
MERCY HOSPITAL A CAMPUS OF PLANTATION GEN HOSP LAB	1	8,154	1,561	16%	9,716
PALM BEACH BALL PARK		8,605	996	10%	9,601
BAPTIST HEALTHCARE - BAPTIST HOSPITAL	5	7,859	1,718	18%	9,582
ST JOSEPHS HOSPITAL	10	8,443	1,116	12%	9,569
PALMS WEST HOSPITAL LAB	2	8,226	1,318	14%	9,546

COVID-19: testing by laboratory

Data through Dec 21, 2020 verified as of Dec 22, 2020 at 09:25 AM

Data in this report are provisional and subject to change.

The numbers in the table below represent the number of Florida and non-Florida residents for whom test results were received by the Department of Health. A person can be tested by more than one laboratory and can have both positive and negative results. **Therefore, the sum of the numbers in each column will be larger than the total number of people tested.**

Reporting lab	Inconclusive	Negative	Positive	Percent positive	Total
GULF COAST MEDICAL CENTER MICROLAB		7,490	2,054	22%	9,544
MEDICAL CENTER OF TRINITY CLINICAL LABORATORY	1	8,572	902	10%	9,475
MEASE COUNTRYSIDE LAB	4	8,588	862	9%	9,454
ACCESS MEDICAL LABORATORIES	2	5,202	4,240	45%	9,444
WEST FLORIDA HOSPITAL LAB		7,627	1,751	19%	9,378
AVECINA	17	8,727	606	6%	9,350
REGIONAL MEDICAL CENTER BAYONET POINT	2	8,650	616	7%	9,268
THE VILLAGES REGIONAL HOSPITAL		8,454	693	8%	9,147
CORAL GABLES HOSPITAL CLINICAL LABORATORY		7,626	1,433	16%	9,059
HALIFAX MEDICAL CENTER LAB	34	7,741	1,251	14%	9,026
WEST BOCA MEDICAL CENTER LAB		8,290	682	8%	8,972
UNITED CLINICAL LABORATORY LLC	2	7,653	1,297	14%	8,952
MANATEE MEMORIAL HOSPITAL		8,185	696	8%	8,881
CAPITAL REGIONAL MEDICAL CTR		7,250	1,592	18%	8,842
INDIAN RIVER PATHOLOGY LLC		8,125	670	8%	8,795
AVENTURA HOSPITAL LAB		7,152	1,616	18%	8,768
BOSTON HEART DIAGNOSTICS CORP		7,601	1,158	13%	8,759
BLAKE MEDICAL CENTER		7,597	1,063	12%	8,660
LEE HEALTH - HEALTH PARK MEDICAL CENTER		7,171	1,394	16%	8,565
FLORIDA HOSPITAL HEARTLAND MED CTR CLINICAL LAB	33	7,484	1,036	12%	8,553
PALM BEACH GARDENS MEDICAL CTR LAB		7,794	739	9%	8,533
LAKE CITY HM		7,824	547	7%	8,371
ADVENT HEALTH - WESLEY CHAPEL	14	7,652	692	8%	8,358
AVECINA MEDICAL OAKLEAF	3	6,977	1,330	16%	8,310
NONA SCIENTIFIC	5	6,308	1,794	22%	8,107
GENESIS MEDICAL LABORATORY	100	6,952	1,041	13%	8,093
DOCTORS HOSPITAL	4	6,730	1,246	16%	7,980
GENOVA DIAGNOSTICS LABORATORY	29	7,237	545	7%	7,811
AVECINA MEDICAL	4	6,102	1,678	22%	7,784
PATHNOSTICS	20	5,978	1,740	22%	7,738
LAKE CITY MEDICAL CENTER		6,188	1,468	19%	7,656
NCH NORTH NAPLES HOSPITAL LAB	15	6,733	828	11%	7,576
INFORM DIAGNOSTICS, INC		7,164	392	5%	7,556
NIGHT LITE PEDIATRICS	4	5,768	1,746	23%	7,518
FLORIDA LABORATORY ANALYSIS		6,685	724	10%	7,409
FLORIDA HOSPITAL FLAGLER	29	6,884	486	7%	7,399
FLORIDA MEDICAL CENTER - A CAMPUS OF NORTH SHORE	2	6,478	867	12%	7,347
PLANTATION GENERAL HOSPITAL		6,213	1,134	15%	7,347
P4 CLINICAL, LLC	83	6,631	564	8%	7,278
CORAL SPRINGS MED CTR		6,541	654	9%	7,195
NORTHSIDE HOSPITAL AND HEART INSTITUTE		6,494	678	9%	7,172
NEMOURS CHILDRENS HOSPITAL		6,794	259	4%	7,053
FLORIDA HOSPITAL DELAND	10	6,085	863	12%	6,958
NORTH SHORE MEDICAL CENTER		5,801	1,157	17%	6,958
BAPTIST HEALTH SOUTH FLORIDA - WEST KENDALL URGENT CARE		5,861	1,020	15%	6,881
NIGHT LITE PEDIATRIC CENTER LLC		6,265	560	8%	6,825
CENTRAL FLORIDA REGIONAL HOSPITAL		6,184	614	9%	6,798

COVID-19: testing by laboratory

Data through Dec 21, 2020 verified as of Dec 22, 2020 at 09:25 AM

Data in this report are provisional and subject to change.

The numbers in the table below represent the number of Florida and non-Florida residents for whom test results were received by the Department of Health. A person can be tested by more than one laboratory and can have both positive and negative results. **Therefore, the sum of the numbers in each column will be larger than the total number of people tested.**

Reporting lab	Inconclusive	Negative	Positive	Percent positive	Total
BROWARD HEALTH NORTH CLINICAL LABORATORY		6,022	747	11%	6,769
FLORIDA HOSPITAL ZEPHYRHILLS	10	6,171	586	9%	6,767
ALL CHILDREN'S HOSPITAL		6,362	394	6%	6,756
LUMINUS DIAGNOSTICS		6,189	533	8%	6,722
KD MEDICAL CHOICE LLC	1	5,936	635	10%	6,572
ADVENTHEALTH CENTRA CARE LAKE BUENA VISTA		6,205	345	5%	6,550
AHALABS		6,304	195	3%	6,499
FLORIDA HOSPITAL OF CARROLLWOOD	22	5,687	758	12%	6,467
VISTA CLINICAL	8	3,667	2,669	42%	6,344
OCALA REGIONAL MEDICAL CENTER		5,641	702	11%	6,343
WEST PALM HOSPITAL LAB		5,808	493	8%	6,301
CLEVELAND CLINIC MARTIN SOUTH HOSPITAL	1	5,749	544	9%	6,294
MEMORIAL HOSPITAL WEST LABORATORY SERVICES	14	5,686	586	9%	6,286
LEE HEALTH - GULF COAST MEDICAL CENTER	2	5,049	1,126	18%	6,177
MEDEXPRESS URGENT CARE	2	4,149	2,009	33%	6,160
BAPTIST HEALTH - BEACHES		5,688	427	7%	6,115
LEON MEDICAL CENTERS LLC		4,720	1,327	22%	6,047
THE HEALTHCARE DISTRICT OF PALM BEACH COUNTY	16	5,452	576	10%	6,044
FULGENT DIAGNOSTICS	98	5,480	340	6%	5,918
AMERICAN FAMILY CARE		3,415	2,500	42%	5,915
SOUTH BAY HOSPITAL CLINICAL LAB		5,292	501	9%	5,793
VIKOR SCIENTIFIC	6	4,693	1,043	18%	5,742
MORTON PLANT-MEASE	1	5,230	425	8%	5,656
LABSTAT LLC	2	5,335	305	5%	5,642
ANNE BATES LEACH EYE HOSPITAL/ ABLEH MICROBIOLOGY LABORATORY		5,526	82	1%	5,608
CARDIOPATH	1	5,084	506	9%	5,591
MEMORIAL HOSPITAL MICRO		5,199	369	7%	5,568
POINCIANA MEDICAL CENTER		4,327	1,173	21%	5,500
LAKWOOD RANCH MEDICAL CENTER		5,085	404	7%	5,489
BAPTIST HEALTH SOUTH FLORIDA - COUNTRY WALK URGENT CARE		4,609	829	15%	5,438
MINUTECLINIC LLC		4,729	687	13%	5,416
WEST MARION COMMUNITY HOSPITAL LAB		4,680	710	13%	5,390
MEDARBOR DIAGNOSTICS	1	4,411	950	18%	5,362
FLORIDA HOSPITAL FISH MEMORIAL	19	4,655	648	12%	5,322
ARCPOINT LABS OF FORT MYERS	4	4,622	673	13%	5,299
MEDFAST URGENT CARE CENTERS, LLC	4	4,598	649	12%	5,251
MARTIN HOSPITAL SOUTH LAB		4,966	281	5%	5,247
ST JOSEPHS NORTH HOSPITAL LAB	3	4,630	611	12%	5,244
CLEVELAND CLINIC MARTIN NORTH HOSPITAL		4,622	485	9%	5,107
AVERO DIAGNOSTICS - IRVING	5	4,704	336	7%	5,045
ST LUCIE MEDICAL CENTER		4,085	910	18%	4,995
UNKNOWN	3	2,849	2,130	43%	4,982
IMPERIAL POINT MEDICAL CENTER		4,545	382	8%	4,927
SUNRISE MEDICAL LABORATORIES	2	4,605	309	6%	4,916
EXPRESS GENE MOLECULAR DIAGNOSTICS LABORATORY		3,832	1,024	21%	4,856
BAPTIST HEALTH - NASSAU		4,617	217	4%	4,834
BAPTIST HEALTH SOUTH FLORIDA - MIAMI LAKES URGENT CARE		3,867	967	20%	4,834

COVID-19: testing by laboratory

Data through Dec 21, 2020 verified as of Dec 22, 2020 at 09:25 AM

Data in this report are provisional and subject to change.

The numbers in the table below represent the number of Florida and non-Florida residents for whom test results were received by the Department of Health. A person can be tested by more than one laboratory and can have both positive and negative results. **Therefore, the sum of the numbers in each column will be larger than the total number of people tested.**

Reporting lab	Inconclusive	Negative	Positive	Percent positive	Total
OVIEDO MEDICAL CENTER		4,253	477	10%	4,730
TROPICANA FIELD - LOT 2	17	4,297	410	9%	4,724
HIALEAH HOSPITAL	4	3,692	949	20%	4,645
CernerELR_Advent		4,062	418	9%	4,480
FORT WALTON BEACH MEDICAL CENTER		3,835	603	14%	4,438
SOUTH FLORIDA BAPTIST HOSPITAL MICRO	2	3,770	610	14%	4,382
MOFFITT CANCER CENTER	6	4,284	88	2%	4,378
SANTA ROSA MEDICAL CENTER		3,623	696	16%	4,319
ST PETERSBURG GENERAL HOSPITAL		3,617	675	16%	4,292
BAPTIST HEALTH SOUTH FLORIDA - DORAL URGENT CARE		3,467	792	19%	4,259
H LEE MOFFITT CANCER CENTER LABORATORY		4,164	85	2%	4,249
BAPTIST HEALTH SOUTH FLORIDA - WESTCHESTER URGENT CARE		3,502	710	17%	4,212
FLORIDA HOSPITAL NORTH PINELLAS	11	3,887	301	7%	4,199
HEALTHQUEST ESOTERICS		3,062	1,128	27%	4,190
SYNERGY LABORATORIES	7	3,748	396	10%	4,151
ISPM LABS, LLC DBA CAPSTONE DIAGNOSTICS, LLC		4,023	110	3%	4,133
BAYFRONT HEALTH - VENICE REGIONAL MEDICAL	1	3,786	308	8%	4,095
BAYCARE COMMUNITY HEALTH		3,984	80	2%	4,064
FLORIDA HOSPITAL OCALA		3,696	320	8%	4,016
BAPTIST HEALTH SOUTH FLORIDA - PEMBROKE PINES URGENT CARE		3,422	578	14%	4,000
NIGHT LITE PEDIATRICS URGENT CARE	1	3,408	549	14%	3,958
CARDIOTROPIC LABS	83	3,141	724	18%	3,948
PHYSICIANS REGIONAL MEDICAL CENTER - PINE RIDGE RD	1	3,262	677	17%	3,940
EGLIN AIR FORCE BASE	10	2,883	1,042	26%	3,935
BAPTIST HEALTH SOUTH FLORIDA - CORAL SPRINGS URGENT CARE		3,416	479	12%	3,895
SOLARIS DIAGNOSTICS	4	3,473	400	10%	3,877
UNIVERSITY HOSPITAL AND MEDICAL CENTER		2,961	865	23%	3,826
HOLIDAY CVS LLC		3,579	184	5%	3,763
PUTNAM COMMUNITY MEDICAL CENTER		3,275	424	11%	3,699
BAYFRONT HEALTH - PORT CHARLOTTE		3,325	304	8%	3,629
CLARITY LAB SOLUTIONS LLC		3,608	4	0%	3,612
BAPTIST HEALTH - NORTH		2,836	763	21%	3,599
ADVENTHEALTH CENTRA CARE DR PHILLIPS		3,398	186	5%	3,584
QDX PATHOLOGY SERVICES	1	3,266	287	8%	3,554
ADVENTHEALTH CENTRA CARE WINTER GARDEN		3,307	234	7%	3,541
GENE BY GENE, GENOMICS RESEARCH CENTER LAB	38	3,372	104	3%	3,514
MEASE DUNEDIN HOSPITAL	4	3,223	284	8%	3,511
SYNERGY DIAGNOSTIC LABORATORY	83	3,066	342	10%	3,491
PALMS OF PASADENA HOSPITAL		3,056	339	10%	3,395
ADVENTHEALTH CENTRA CARE WINTER PARK		3,226	159	5%	3,385
WESTCHESTER HOSPITAL	23	2,772	585	17%	3,380
PRECISION HEALTH RESOURCES LLC		3,133	217	6%	3,350
ANGEL KIDS PEDIATRICS		3,208	137	4%	3,345
DOCTORS HOSPITAL OF SARASOTA CLINICAL LABORATORY		2,942	370	11%	3,312
ACUTIS DIAGNOSTICS	15	2,804	489	15%	3,308
RAULERSON HOSPITAL		2,772	506	15%	3,278
ADVENTHEALTH CENTRA CARE UNIVERSITY		3,078	172	5%	3,250

COVID-19: testing by laboratory

Data through Dec 21, 2020 verified as of Dec 22, 2020 at 09:25 AM

Data in this report are provisional and subject to change.

The numbers in the table below represent the number of Florida and non-Florida residents for whom test results were received by the Department of Health. A person can be tested by more than one laboratory and can have both positive and negative results. **Therefore, the sum of the numbers in each column will be larger than the total number of people tested.**

Reporting lab	Inconclusive	Negative	Positive	Percent positive	Total
MEDEXPRESS URGENT CARE OF BOYNTON BEACH LLC		3,163	85	3%	3,248
MIDWAY SPECIALTY CARE CENTER DIAGNOSTICS	37	2,991	217	7%	3,245
ADVENTHEALTH CENTRA CARE ST CLOUD		2,941	273	8%	3,214
ADVENTHEALTH CENTRA CARE HUNTERS CREEK		2,906	295	9%	3,201
NORTHWEST FLORIDA COMMUNITY HOSPITAL	21	2,247	930	29%	3,198
MEDICAL DNA LABS LLC	2	2,938	203	6%	3,143
MEMORIAL HOSPITAL- MIRAMAR	12	2,851	228	7%	3,091
BAPTIST HEALTH SOUTH FLORIDA - CORAL GABLES (UNIVERSITY) URGENT CARE		2,704	368	12%	3,072
CLINICAL REFERENCE LABORATORY	2	2,889	105	4%	2,996
TWIN CITIES HOSPITAL	1	2,654	332	11%	2,987
MEDEXPRESS URGENT CARE HUDSON		2,683	289	10%	2,972
THE CENTER FOR URGENT CARE	3	2,438	528	18%	2,969
BETHESDA HOSPITAL WEST		2,706	254	9%	2,960
ADVENTHEALTH CENTRA CARE LEE ROAD		2,757	172	6%	2,929
ADVENTHEALTH CENTRA CARE CLERMONT		2,731	192	7%	2,923
BAPTIST HEALTH SOUTH FLORIDA - TAMiami TRAIL URGENT CARE		2,354	566	19%	2,920
STONE CLINICAL LABORATORIES		2,789	96	3%	2,885
SARKIS CLINICAL TRIALS		2,532	324	11%	2,856
ADVENTHEALTH CENTRA CARE KISSIMMEE		2,686	163	6%	2,849
BAPTIST HEALTH SOUTH FLORIDA - PINECREST URGENT CARE		2,486	358	13%	2,844
BAPTIST HEALTH SOUTH FLORIDA - CORAL GABLES URGENT CARE		2,402	423	15%	2,825
MEDEXPRESS URGENT CARE - ESTERO		2,614	200	7%	2,814
DOCTORS URGENT CARE LLC	1	2,307	492	18%	2,800
WALGREENS ORLANDO	3	2,458	324	12%	2,785
SUNCOAST PATHOLOGY ASSOCIATES		2,557	206	7%	2,763
ADVENTHEALTH CENTRA CARE LAKE MARY		2,611	146	5%	2,757
ADVENTHEALTH CENTRA CARE SANFORD		2,570	182	7%	2,752
VETERANS AFFAIRS MEDICAL CENTER - ORLANDO		1,342	1,404	51%	2,746
WALGREEN CO	2	2,425	314	11%	2,741
ADVENTHEALTH CENTRA CARE WATERFORD LAKES		2,501	226	8%	2,727
MEDCOMP SCIENCES LLC	29	1,319	1,367	50%	2,715
BAYFRONT HEALTH - SEVEN RIVERS		2,507	208	8%	2,715
MINUTECLINIC LLC #3703		2,333	369	14%	2,702
ADVENTHEALTH CENTRA CARE APOPKA		2,446	228	9%	2,674
URGENT CARE CURE	2	2,333	338	13%	2,673
CENTRA CARE - WATERFORD LAKES		2,097	573	21%	2,670
BAPTIST HEALTH SOUTH FLORIDA - DAVIE URGENT CARE		2,264	405	15%	2,669
BAPTIST HEALTH SOUTH FLORIDA - WESTON URGENT CARE		2,395	270	10%	2,665
ADVENTIST HEALTH SYSTEMS, SUNBELT INC		2,509	153	6%	2,662
BAPTIST HEALTH SOUTH FLORIDA - PALMETTO BAY URGENT CARE		2,247	390	15%	2,637
MINUTECLINIC		2,317	295	11%	2,612
NATIONWIDE LABORATORY SERVICES INC	122	2,148	322	12%	2,592
ASCENSION SACRED HEART - EMERALD COAST		2,182	399	15%	2,581
BAYFRONT HEALTH - BROOKSVILLE		2,253	319	12%	2,572
BAPTIST HEALTH SOUTH FLORIDA - KENDALE LAKES URGENT CARE		2,057	504	20%	2,561
ADVENTHEALTH CENTRA CARE MOUNT DORA		2,351	191	8%	2,542
PEDIATRIC HEALTH CARE ALLIANCE PA		2,337	198	8%	2,535

COVID-19: testing by laboratory

Data through Dec 21, 2020 verified as of Dec 22, 2020 at 09:25 AM

Data in this report are provisional and subject to change.

The numbers in the table below represent the number of Florida and non-Florida residents for whom test results were received by the Department of Health. A person can be tested by more than one laboratory and can have both positive and negative results. **Therefore, the sum of the numbers in each column will be larger than the total number of people tested.**

Reporting lab	Inconclusive	Negative	Positive	Percent positive	Total
ADVENT HEALTH - OCALA		2,124	409	16%	2,533
AHCC WESLEY CHAPEL		2,354	167	7%	2,521
CITRUS MEMORIAL HOSPITAL LABORATORY		2,208	308	12%	2,516
LAKESIDE MEDICAL CENTER		1,977	502	20%	2,479
ADVENTHEALTH CENTRA CARE LAKELAND	1	2,295	171	7%	2,467
ATLANTIS URGENT CARE	1	1,440	1,003	41%	2,444
SELECT LABORATORIES - MARION COUNTY, FL LLC	3	2,272	169	7%	2,444
BARTOW REGIONAL MEDICAL CENTER	1	2,127	311	13%	2,439
EMPIRE CITY LABORATORIES INC	19	2,093	327	13%	2,439
ENGLEWOOD COMMUNITY HOSPITAL		2,238	201	8%	2,439
COMMUNITY HEALTH CENTERS OF PINELLAS INC		2,053	357	15%	2,410
MEMORIAL HOSPITAL PEMBROKE	3	2,114	280	12%	2,397
MEDEXPRESS URGENT CARE - WEST TAMPA		2,273	118	5%	2,391
IMPACT HEALTH BIOMETRIC TESTING INC	4	2,190	186	8%	2,380
AMELIA URGENT CARE		1,465	901	38%	2,366
MEDEXPRESS URGENT CARE - ROYAL PALM BEACH		2,245	101	4%	2,346
ADVENTHEALTH CENTRA CARE ALTAMONTE		2,198	145	6%	2,343
LEE HEALTH - COCONUT POINT CLINICAL LAB	2	1,872	433	19%	2,307
TRINITY SPRINGS		2,070	205	9%	2,275
HOLIDAY CVS LLC DBA CVS PHARMACY #5154		2,215	44	2%	2,259
MEDEXPRESS URGENT CARE - GOLDEN GATE		2,120	133	6%	2,253
BMCT Molecular Diagnostics Subsection		1,866	383	17%	2,249
DESOTO MEMORIAL HOSPITAL	3	1,870	376	17%	2,249
MEDEXPRESS URGENT CARE PALM BEACH GARDENS		2,179	68	3%	2,247
COMMUNITY HEALTH NORTHWEST FLORIDA	4	1,709	531	24%	2,244
SPORTS DRUG TESTING LABORATORY	38	2,139	60	3%	2,237
ADVENTHEALTH CENTRA CARE SAND LAKE		2,135	99	4%	2,234
ADVENT HEALTH - HEART OF FLORIDA ER	1	2,009	218	10%	2,228
HEALTH FIRST ADVENTHEALTH CENTRA CARE GATEWAY		2,099	121	5%	2,220
HIGHLANDS REGIONAL MEDICAL CENTER		1,770	449	20%	2,219
ADVENTHEALTH CENTRA CARE OVIEDO		2,020	199	9%	2,219
COASTAL MED URGENT CARE		1,130	1,083	49%	2,213
CENTRA CARE SAINT CLOUD	1	1,885	303	14%	2,189
BAPTIST HEALTH URGENT CARE AT SAWGRASS		1,878	308	14%	2,186
BAPTIST HEALTH SOUTH FLORIDA - BRICKELL URGENT CARE		1,797	364	17%	2,161
ADVENTHEALTH CENTRA CARE PORT ORANGE		2,061	100	5%	2,161
ADVENTHEALTH CENTRA CARE LONGWOOD		2,021	112	5%	2,133
ADVENTHEALTH CENTRA CARE AZALEA PARK		1,952	171	8%	2,123
US BIOTEK LABORATORIES	5	1,841	254	12%	2,100
LOWER KEYS MEDICAL CENTER		1,866	228	11%	2,094
TALLAHASSEE PRIMARY CARE ASSOCIATES		1,911	177	8%	2,088
PRIMEHEALTH URGENT CARE	1	1,714	348	17%	2,063
HEALTH FIRST ADVENTHEALTH CENTRA CARE TITUSVILLE		1,901	116	6%	2,017
PHYSICIANS REGIONAL MEDICAL CENTER - COLLIER BLVD	1	1,521	490	24%	2,012
BAYFRONT HEALTH - PUNTA GORDA		1,894	112	6%	2,006
CLARITY LAB SOLUTIONS		1,734	263	13%	1,997
ADVENTHEALTH CENTRA CARE ORANGE LAKE		1,848	132	7%	1,980

COVID-19: testing by laboratory

Data through Dec 21, 2020 verified as of Dec 22, 2020 at 09:25 AM

Data in this report are provisional and subject to change.

The numbers in the table below represent the number of Florida and non-Florida residents for whom test results were received by the Department of Health. A person can be tested by more than one laboratory and can have both positive and negative results. **Therefore, the sum of the numbers in each column will be larger than the total number of people tested.**

Reporting lab	Inconclusive	Negative	Positive	Percent positive	Total
MARINERS HOSPITAL		1,803	168	9%	1,971
MEDEXPRESS URGENT CARE - LAKELAND		1,852	108	6%	1,960
DOC SMILEY'S URGENT CARE		1,705	247	13%	1,952
BAPTIST HEALTHCARE - GULF BREEZE HOSPITAL	3	1,638	275	14%	1,916
PHYSICIANS STAT LAB	1	906	998	52%	1,905
PALMS MEDICAL GROUP	5	1,429	438	23%	1,872
ADVENTHEALTH CENTRA CARE LEESBURG		1,737	130	7%	1,867
BAYFRONT HEALTH - SPRING HILL		1,723	139	7%	1,862
BAPTIST HEALTH - CLAY		1,605	253	14%	1,858
BAPTIST HEALTH EMERGENCY CENTER COUNTRY WALK	1	1,551	296	16%	1,848
MICROGEN DX		1,375	453	25%	1,828
BAPTIST HEALTH - OAKLEAF		1,524	301	16%	1,825
ADVENT HEALTH - NEW SMYRNA		1,402	400	22%	1,802
ADVENTHEALTH CENTRA CARE SOUTH ORANGE		1,670	124	7%	1,794
LABORATORY OF FLORIDA LLC	40	1,641	112	6%	1,793
EMERALD COAST URGENT CARE		1,373	413	23%	1,786
DOCTORS TEST CENTERS		1,544	223	13%	1,767
DOCTORS URGENT CARE OF LUTZ LLC	1	1,394	350	20%	1,745
PROHEALTH		704	1,039	60%	1,743
MEDEXPRESS URGENT CARE CAPE CORAL		1,494	223	13%	1,717
ADVENTHEALTH PROMPT CARE	1	1,201	514	30%	1,716
SCION LAB SERVICES LLC	18	1,587	110	6%	1,715
ADVENTHEALTH CENTRA CARE COLONIAL TOWN		1,605	95	6%	1,700
INDIAN RIVER MEDICAL CENTER		1,521	162	10%	1,683
PARAMOUNT URGENT CARE		780	903	54%	1,683
NXGEN MDX LLC	3	1,540	129	8%	1,672
BAPTIST HEALTH SOUTH FLORIDA - MIAMI BEACH URGENT CARE		1,433	230	14%	1,663
GENUS3		1,576	64	4%	1,640
HEALTH FIRST ADVENTHEALTH CENTRA CARE COCOA		1,530	81	5%	1,611
MEDEXPRESS URGENT CARE - DELAND		1,502	106	7%	1,608
FLOWERS HOSPITAL		1,464	142	9%	1,606
JW PLASTIC SURGERY		1,368	237	15%	1,605
NCF DIAGNOSTICS & DNA TECHNOLOGIES LAB	44	1,328	197	13%	1,569
ASSOCIATED PATHOLOGISTS, LLC	3	1,306	254	16%	1,563
TAMPA COMMUNITY HOSPITAL		1,312	246	16%	1,558
MINUTECLINIC LLC # 0709		1,350	206	13%	1,556
OPTEO LABORATORY		1,517	33	2%	1,550
BAYA PHARMACY & URGENT CARE		1,082	460	30%	1,542
EMERALD COAST URGENT CARE, LLC	1	1,167	355	23%	1,523
MEDEXPRESS URGENT CARE LEHIGH ACRES		1,383	129	9%	1,512
HealthSentry_UHS	1	1,411	99	7%	1,511
ESCAMBIA COMMUNITY CLINICS INC	4	1,133	366	24%	1,503
EMERALD COAST URGENT CARE LLC		1,170	330	22%	1,500
FLORIDA FAMILY LABORATORY, INC DBA	3	1,375	102	7%	1,480
ADVENTIST HEALTH SYSTEMS SUNBELT IN DBA		1,396	69	5%	1,465
MEDEXPRESS PORT CHARLOTTE		1,374	86	6%	1,460
MEDEXPRESS FORT MYERS		1,289	167	11%	1,456

COVID-19: testing by laboratory

Data through Dec 21, 2020 verified as of Dec 22, 2020 at 09:25 AM

Data in this report are provisional and subject to change.

The numbers in the table below represent the number of Florida and non-Florida residents for whom test results were received by the Department of Health. A person can be tested by more than one laboratory and can have both positive and negative results. **Therefore, the sum of the numbers in each column will be larger than the total number of people tested.**

Reporting lab	Inconclusive	Negative	Positive	Percent positive	Total
SPARROW HEALTHCARE	2	1,237	209	14%	1,448
MEDFAST URGENT CARE CENTERS LLC		102	1,307	93%	1,409
PATIENTS CHOICE LABORATORIES		828	579	41%	1,407
HEALTH FIRST ADVENTHEALTH CENTRA CARE MALABAR		1,313	91	6%	1,404
ADVENTHEALTH CENTRA CARE KIDS LAKE MARY		1,344	55	4%	1,399
UHEALTH DEERFIELD BEACH/UMSYLVESTER DEERFIELD BEACH LABORATORY	3	1,333	51	4%	1,387
ADVENT HEALTH CENTRA CARE -WINTER PARK KIDS URGENT CARE		1,267	102	7%	1,369
JACKSON HOSPITAL CLINICAL LABORATORY		1,175	185	14%	1,360
ASCENSION ST VINCENT'S - SOUTHSIDE		1,309	49	4%	1,358
ADVANCE MEDICAL OF NAPLES		309	1,048	77%	1,357
MINUTECLINIC LLC #3631		1,131	191	14%	1,322
NORTH SHORE LONG ISLAND JEWISH HEALTH		1,271	51	4%	1,322
MINUTECLINIC LLC 5852		1,108	192	15%	1,300
MARTIN HEALTH SYSTEM - ST LUCIE WEST		1,176	117	9%	1,293
PREMIER URGENT CARE OF BREVARD LLC		1,092	197	15%	1,289
MEDEXPRESS URGENT CARE - VERO BEACH		1,138	146	11%	1,284
LABTECH DIAGNOSTIC		1,035	240	19%	1,275
FLORIDA MEDICAL CLINIC	2	728	543	43%	1,273
BAYFRONT HEALTH URGENT CARE LLC		1,083	188	15%	1,271
ASSURANCE SCIENTIFIC LABORATORIES	1	994	244	20%	1,239
NCH NORTHEAST	6	932	290	24%	1,228
BARDMOOR LABORATORY	4	1,068	155	13%	1,227
VENTURE MEDICAL OF FLORIDA LLC		1,115	111	9%	1,226
MELBOURNE MEDICAL LABORATORY	1	1,061	157	13%	1,219
CLINICORE		1,124	91	7%	1,215
ACCESS MEDICAL LABS		746	448	38%	1,194
CAREFAST+		835	339	29%	1,174
ARCPPOINT LABS		660	511	44%	1,171
DYNIX DIAGNOSTIX		983	182	16%	1,165
UNIVERSITY OF ALABAMA AT BIRMINGHAM		1,137	26	2%	1,163
BIOCERNA MAIN LAB	1	1,053	107	9%	1,161
EMERGENCY PHYSICIANS MEDICAL CENTER		246	908	79%	1,154
MEDEXPRESS URGENT CARE - CLEWISTON		1,003	140	12%	1,143
IGENOMIX USA LLC	37	992	97	9%	1,126
PARAMOUNT URGENT CARE - WINDERMERE		736	390	35%	1,126
MC DIAGNOSTIC OF CONNECTICUT, PC #2220		971	153	14%	1,124
PARAMOUNT URGENT CARE - ORLANDO		759	351	32%	1,110
CAPSTONE HEALTHCARE		782	324	29%	1,106
DONALD W ROBERTSON DO PA		844	260	24%	1,104
MEDEXPRESS URGENT CARE CORAL SPRINGS		1,010	85	8%	1,095
NYU HOSPITALS CENTER CLINICAL LABORATORIES		1,056	33	3%	1,089
GESSLER CLINIC		619	457	42%	1,076
SHELL POINT NURSING PAVILION	1	1,038	35	3%	1,074
PATIENTS FIRST - THOMASVILLE ROAD		935	129	12%	1,064
TEMPUS CLINICAL LABORATORY	9	926	119	11%	1,054
BAPTIST HEALTH SOUTH FLORIDA - COUNTRY WALK URGENT CARE EXPRESS		910	133	13%	1,043
VAVA PARTNERS LLC		436	597	58%	1,033

COVID-19: testing by laboratory

Data through Dec 21, 2020 verified as of Dec 22, 2020 at 09:25 AM

Data in this report are provisional and subject to change.

The numbers in the table below represent the number of Florida and non-Florida residents for whom test results were received by the Department of Health. A person can be tested by more than one laboratory and can have both positive and negative results. **Therefore, the sum of the numbers in each column will be larger than the total number of people tested.**

Reporting lab	Inconclusive	Negative	Positive	Percent positive	Total
RAINBOW RIVER MEDICAL LABORATORY		950	80	8%	1,030
CARENOW URGENT CARE		688	337	33%	1,025
ADVENT HEALTH - DADE CITY		919	101	10%	1,020
AMELIA EXPRESS CARE		642	368	36%	1,010
EPN URGENT CARE NAPLES	2	746	255	25%	1,003
TOM LEE COMMUNITY HEALTH CENTER		680	320	32%	1,000
MINUTECLINIC LLC #4415		820	179	18%	999
PARAMOUNT URGENT CARE - OVIEDO		610	385	39%	995
ADVENTHEALTH CENTRA CARE		918	67	7%	985
PHYSICIANS PRIMARY CARE	2	854	129	13%	985
MEDONE PLLC		770	206	21%	976
PARRISH MEDICAL CENTER		866	108	11%	974
LAB24 INC	3	307	664	68%	974
BAY MEDICAL CENTER SACRED HEART HEALTH SYSTEM		727	246	25%	973
COASTAL LABORATORIES		750	189	20%	939
VERITAS GENETICS	30	831	75	8%	936
VERITOR		813	115	12%	928
VRL EUROFINIS - DALLAS		913	13	1%	926
BAPTIST HEALTH SOUTH FLORIDA - KEY BISCANE URGENT CARE EXPRESS		814	111	12%	925
MINUTECLINIC LLC #5249		754	161	18%	915
ADVENTHEALTH CENTRA CARE CONWAY		811	95	10%	906
NORTH FLORIDA PEDIATRICS-TALLAHASSEE		819	62	7%	881
GENE TOX WORLDWIDE	58	700	94	11%	852
PHARMCO RX	1	759	89	10%	849
LEE HEALTH CONVENIENT CARE - PAGE FIELD		708	135	16%	843
STEWART REFERENCE LABORATORY	1	539	300	36%	840
GENESIS LABORATORY MANAGEMENT	6	696	129	16%	831
BAYFRONT HEALTH - CITRUS HILLS		705	121	15%	826
ASCENSION SACRED HEART - GULF		659	165	20%	824
QUICK CARE MED PL	2	696	119	15%	817
FLORIDA HOSPITAL ORLANDO		743	74	9%	817
MEDEXPRESS URGENT CARE BOCA RATON		765	52	6%	817
MEDEXPRESS URGENT CARE - JAX ATLANTIC BLVD		754	62	8%	816
HISTOPATHOLOGY SERVICES, LLC		722	90	11%	812
HOLIDAY CVS LLC DBA CVSPHARMACY #5155		786	26	3%	812
MINUTECLINIC LLC #5253		714	97	12%	811
ASCENSION ST VINCENT'S - CLAY		775	29	4%	804
MINUTECLINIC LLC #3463		678	117	15%	795
MINUTECLINIC LLC #5854		687	105	13%	792
PEDIATRIC HEALTH CARE ALLIANCE - NORTHDALE		734	57	7%	791
LENCO MEDICAL LABORATORY		765	26	3%	791
PHAROS HEALTH		623	167	21%	790
NITE LITE PEDIATRICS		228	561	71%	789
ELLENTON URGENT CARE		572	212	27%	784
PENSACOLA PEDIATRICS PA	1	673	99	13%	773
LAKE WALES MEDICAL CENTER INC		690	82	11%	772
MACDILL AIR FORCE BASE		709	51	7%	760

COVID-19: testing by laboratory

Data through Dec 21, 2020 verified as of Dec 22, 2020 at 09:25 AM

Data in this report are provisional and subject to change.

The numbers in the table below represent the number of Florida and non-Florida residents for whom test results were received by the Department of Health. A person can be tested by more than one laboratory and can have both positive and negative results. **Therefore, the sum of the numbers in each column will be larger than the total number of people tested.**

Reporting lab	Inconclusive	Negative	Positive	Percent positive	Total
ST ANNES NURSING CENTER		740	11	1%	751
DYNIX DIAGNOSTICS	2	522	210	29%	734
ACCU REFERENCE MEDICAL LAB		370	362	49%	732
NONE		308	410	57%	718
BAPTIST HEALTHCARE - JAY HOSPITAL		563	152	21%	715
DISNEY COVID TEST SITE		703	9	1%	712
DEPARTMENT OF CLINICAL LABS		700	11	2%	711
CENTRA CARE		443	268	38%	711
STAGEZERO LIFE SCIENCES INC	1	656	52	7%	709
CAREFAST MURABELLA		501	207	29%	708
ADVENT HEALTH LAB - ORLANDO		428	275	39%	703
MINI ER WATERFORD LAKES, THE		612	78	11%	690
SOLARIS HEALTHCARE PALATKA		677	10	1%	687
MINUTECLINIC LLC #5190		593	93	14%	686
PREMIER MEDICAL LABORATORY SERVICES	1	463	221	32%	685
NAPLES URGENT CARE	1	438	244	36%	683
ACCESS POINT HEALTHCARE URGENT & PRIMARY CARE		533	142	21%	675
UHEALTH CLINIC AT WALGREENS		559	114	17%	673
MINI ER ADULT AND PEDIATRIC URGENT CARE		574	98	15%	672
EUROFINS NTD, LLC		636	35	5%	671
PHYSICIAN ASSOCIATES		605	60	9%	665
TYNDALL AIR FORCE BASE		529	132	20%	661
MINUTECLINIC LLC #7886		599	61	9%	660
WHITE WILSON MEDICAL CENTER		71	587	89%	658
VENICE REGIONAL MEDICAL CENTER		572	83	13%	655
CHARLES AIESI CONSULTING INC	1	596	57	9%	654
WILLOWBROOKE COURT AT EDGEWATER POINTE ESTATES		645	8	1%	653
CENTRA CARE - SOUTH ORANGE		476	175	27%	651
PRIMARY CARE OF THE TREASURE COAST		587	63	10%	650
NCH HEALTHCARE SYSTEM MICROBIOLOGY LAB		1	643	100%	644
MAVERICK LABS		456	186	29%	642
AMELIA EXPRESS CARE LLC		555	77	12%	632
ED FRASER MEMORIAL HOSPITAL		488	135	22%	623
DOC SMILEYS URGENT CARE LLC		490	122	20%	612
HOLY CROSS HOSPITAL		12	596	98%	608
CVS HEALTH		443	163	27%	606
COASTAL PEDIATRIC GROUP		536	70	12%	606
BAPTIST HEALTH - MD ANDERSON CANCER CENTER		598	4	1%	602
PATIENTS FIRST - MAHAN DRIVE		164	435	73%	599
THE HEALTH CENTER OF PLANT CITY		588	7	1%	595
PARAMOUNT URGENT CARE VILLAGES		350	245	41%	595
ADVENT HEALTH CENTRA CARE - MOUNT DORA		276	316	53%	592
MINUTECLINIC, LLC DBA MINUTECLINIC #4717		574	12	2%	586
DOCTOR'S MEMORIAL HOSPITAL		464	120	21%	584
VITAS HEALTHCARE CORPORATION OF FLA		574	3	1%	577
ADVENT HEALTH CENTRA CARE - WATERFORD LAKES		481	94	16%	575
POINT OF CARE TESTING SITE		550	23	4%	573

COVID-19: testing by laboratory

Data through Dec 21, 2020 verified as of Dec 22, 2020 at 09:25 AM

Data in this report are provisional and subject to change.

The numbers in the table below represent the number of Florida and non-Florida residents for whom test results were received by the Department of Health. A person can be tested by more than one laboratory and can have both positive and negative results. **Therefore, the sum of the numbers in each column will be larger than the total number of people tested.**

Reporting lab	Inconclusive	Negative	Positive	Percent positive	Total
MINUTECLINIC LLC #5069		497	74	13%	571
DR G'S URGENT CARE		501	69	12%	570
FLAGLER HOSPITAL	8	29	530	93%	567
BAPTIST HEALTH EMERGENCY CENTER AT WEST CORAL WAY		434	133	23%	567
Victoria Nursing and Rehabilitation Center		537	29	5%	566
FLORIDA COMMUNITY HEALTH CENTER		481	71	13%	552
BROWNWOOD CARE CENTER		474	77	14%	551
Tampa Lakes Health and Rehabilitation Center	2	483	64	12%	549
VITAE DIAGNOSTICS		534	13	2%	547
VETERANS AFFAIRS MEDICAL CENTER - JAMES A HALEY			546	100%	546
PALACE NURSING HOME & REHAB CENTER		538	3	1%	541
Community_Health		429	104	20%	533
MANOR PINES CONVALESCENT CENTER LLC	1	519	11	2%	531
HOLMES REGIONAL MEDICAL CENTER		5	525	99%	530
MOUNT SINAI LABORATORY		510	19	4%	529
NCF DIAGNOSTICS & DNA TECHNOLOGIES	15	196	318	60%	529
SANTA ROSA MEDICAL GROUP		441	87	16%	528
LEE COUNTY EMERGENCY MEDICAL SERVICE		466	62	12%	528
TACACHALE CLINICAL LABORATORY		510	17	3%	527
UNIVERSITY OF WEST FLORIDA STUDENT HEALTH SERVICES	1	434	92	17%	527
ECCOLAB GROUP	1	143	379	72%	523
SOUTHEAST ALABAMA MEDICAL CENT		470	48	9%	518
ADDICTION LABS OF AMERICA	2	475	39	8%	516
TENNESSEE DOH - NASHVILLE	2	455	56	11%	513
ST JOHN'S NURSING CENTER		505	8	2%	513
The Sands at South Beach		508	4	1%	512
SHORELINE PHYSICIAN GROUP		333	176	35%	509
KENDALL HEALTHCARE PROPERTIES DBA	2	491	14	3%	507
SEBASTIAN RIVER MEDICAL CENTER	2	400	104	21%	506
MEDICAL FP - WHOLE FAMILY HEALTH CENTER		408	98	19%	506
MOLECULAR INFECTIOUS DISEASES		492	7	1%	499
MARION E FETHER MEDICAL CENTER, THE		462	36	7%	498
COVANCE CLINICAL RESEARCH UNIT INC		489	7	1%	496
PRO CLINIC		402	93	19%	495
PARAMOUNT URGENT CARE - CLERMONT		372	121	25%	493
JOHN KNOX VILLAGE HEALTH CENTER		485	8	2%	493
CLINICAL PATHOLOGY LABS		386	105	21%	491
GULF COAST MOLECULAR LABORATORIES	11	406	72	15%	489
MINUTECLINIC LLC #3705		439	49	10%	488
VILLA MARIA NURSING & REHAB CENTER INC	1	469	11	2%	481
DAVITA LABORATORY		426	55	11%	481
GULF COAST VILLAGE		458	22	5%	480
VETERANS AFFAIRS MEDICAL CENTER - BAY PINES		16	461	97%	477
TREE HOUSE PEDIATRICS PLLC		431	42	9%	473
OPTUM LABS LLC		381	92	19%	473
KEYS AHEC SCHOOL MEDICAL CLINIC	6	406	57	12%	469
NORTH FLORIDA PEDIATRICS - LAKE CITY		331	134	29%	465

COVID-19: testing by laboratory

Data through Dec 21, 2020 verified as of Dec 22, 2020 at 09:25 AM

Data in this report are provisional and subject to change.

The numbers in the table below represent the number of Florida and non-Florida residents for whom test results were received by the Department of Health. A person can be tested by more than one laboratory and can have both positive and negative results. **Therefore, the sum of the numbers in each column will be larger than the total number of people tested.**

Reporting lab	Inconclusive	Negative	Positive	Percent positive	Total
GOLDEN GLADES NURSING & REHABILITATION CTR		459	6	1%	465
NORTH OKALOOSA MEDICAL CENTER		257	205	44%	462
LIFE CARE CENTER OF ORANGE PARK		453	7	2%	460
MID-FLORIDA PATHOLOGY		365	94	20%	459
LABORATORY SPECIALISTS OF MICHIGAN		295	161	35%	456
CLARITY LABS		394	62	14%	456
NORTH SHORE LIJ URGENT CARE PC		437	18	4%	455
INTEGRITY LABORATORIES, LLC	1	356	97	21%	454
PRIMARY CARE SERVICES AT INDIAN RIVER ESTATES		445	7	2%	452
PARAMOUNT URGENT CARE INC		232	220	49%	452
COASTAL URGENT CARE		374	78	17%	452
JACKSON MEMORIAL LONG TERM CARE CENTER		439	10	2%	449
PALM GARDEN OF PORT SAINT LUCIE		443	4	1%	447
LIFE CARE CENTER OF HILLIARD		436	8	2%	444
C.W. BILL YOUNG VA MEDICAL CENTER		17	425	96%	442
ANY LAB TEST NOW	1	311	129	29%	441
PRIMEHEALTH URGENT CARE INC		362	77	18%	439
MEMORIAL PEMBROKE 24/7 CARE CENTER		335	102	23%	437
NEW YORK HOSPITAL LABORATORIES	1	424	11	3%	436
CLEWISTON NURSING AND REHABILITATION CENTER		431	4	1%	435
PALM HARBOR PHARMACY		370	61	14%	431
AVECINA MEDICAL JULINGTON	1	240	189	44%	430
INTERLACHEN PEDIATRICS		410	19	4%	429
BOND URGENT CARE LLC		321	107	25%	428
WOODLANDS MEDICAL SPECIALISTS		332	94	22%	426
SMA SPECIALTY MEDICAL LAB		115	310	73%	425
CONSULATE HEALTH CARE OF NEW PORT RICHEY		414	7	2%	421
FISHERMENS HOSPITAL CLINICAL LAB		389	31	7%	420
Signature HealthCare Center of Waterford		410	10	2%	420
JACKSON MEMORIAL PERDUE MEDICAL CENTER		406	13	3%	419
GARCIA CLINICAL LABORATORY		28	390	93%	418
THERADOC		152	262	63%	414
RIVER GARDEN HEBREW HOME FOR THE AGED		370	43	10%	413
GENEIQ		391	22	5%	413
EMERALD SHORES HEALTH AND REHABILITATION		347	65	16%	412
ENZO CLINICAL LABS INC	1	398	13	3%	412
ADVENT HEALTH CENTRA CARE - PORT ORANGE		29	381	93%	410
CONSULATE HEALTHCARE OF VERO BEACH	12	381	17	4%	410
LEHIGH REGIONAL MEDICAL CENTER LAB		368	41	10%	409
FOUNTAIN MANOR HEALTH AND REHAB CENTER	1	398	10	2%	409
FLO-MEDILAB SERVICES		186	222	54%	408
NEW PLANT CITY FAMILY CARE	1	216	190	47%	407
NORTH FLORIDA PEDIATRICS PA - SUWANNEE		328	78	19%	406
MINUTECLINIC LLC # 3579		356	50	12%	406
MEDICAL VB		303	98	24%	401
EDEN SPRINGS NURSING AND REHAB CENTER		361	38	10%	399
MINUTECLINIC LLC #3662		354	44	11%	398

COVID-19: testing by laboratory

Data through Dec 21, 2020 verified as of Dec 22, 2020 at 09:25 AM

Data in this report are provisional and subject to change.

The numbers in the table below represent the number of Florida and non-Florida residents for whom test results were received by the Department of Health. A person can be tested by more than one laboratory and can have both positive and negative results. **Therefore, the sum of the numbers in each column will be larger than the total number of people tested.**

Reporting lab	Inconclusive	Negative	Positive	Percent positive	Total
Good Samaritan Society Kissimmee Village		350	48	12%	398
TIDE LABORATORIES		355	42	11%	397
SOUTHERN OAKS CARE CENTER	1	386	9	2%	396
ADVENT HEALTH CENTRA CARE - WINTER PARK		257	138	35%	395
MINI ER AND URGENT CARE		289	105	27%	394
HEALTH CENTER AT BRENTWOOD	1	363	29	7%	393
VETERANS AFFAIRS MEDICAL CENTER		40	353	90%	393
MINUTECLINIC LLC #5214		367	24	6%	391
SPECTOR SCIENTIFIC LAB	1	188	201	52%	390
MINUTECLINIC LLC # 0514		359	30	8%	389
CREEKSIDE CARE CENTER		305	84	22%	389
BARBER		13	376	97%	389
PALM GARDEN OF VERO BEACH		368	20	5%	388
ST CLOUD REGIONAL MEDICAL CENTER CLINICAL LAB		340	47	12%	387
FLORIDA DEPARTMENT OF HEALTH IN POLK COUNTY	2	306	78	20%	386
HILLCREST HEALTH CARE & REHABILITATION CENTER		377	8	2%	385
THE PRESERVE		383	2	1%	385
MINUTE CLINIC LLC		334	47	12%	381
FORT MYERS INTERNAL MEDICINE, LLC		350	30	8%	380
BAYA PHARMACY WEST		8	368	98%	376
LAUDERDALE NURSING CENTER LLC	1	366	8	2%	375
THE PALACE AT HOMESTEAD	1	360	12	3%	373
MANOR AT CARPENTERS		351	21	6%	372
URGENT CARE BETHESDA	1	318	52	14%	371
HOLMES REG MED CENTER CLINICAL LAB		313	58	16%	371
MEDONE URGENT CARE CENTER		149	222	60%	371
NEW YORK PRESBYTERIAN - CUMC CLINICAL		355	15	4%	370
HENDRY REGIONAL MEDICAL CENTER		107	263	71%	370
NCH HEALTHCARE BONITA		269	99	27%	368
PATIENTS FIRST LAKE ELLA MEDICAL CENTER		332	36	10%	368
ADVENT HEALTH - TAMPA		148	218	60%	366
LIFE CARE CENTER OF NEW PORT RICHEY		338	28	8%	366
WILLOW BROOKE COURT AT INDIAN RIVER ESTATES		330	34	9%	364
MED FAST URGENT CARE CENTER		113	249	69%	362
Crestview Rehabilitation Center	1	238	123	34%	362
VALENCIA HILLS HEALTH AND REHABILITATION CENTER		351	8	2%	359
MYTEST DIAGNOSTICS		335	24	7%	359
WEST GABLES HEALTH CARE CENTER		350	8	2%	358
The Manor at Blue Water Bay		336	22	6%	358
Colonial Lakes Health Care		352	5	1%	357
MIAMI JEWISH HEALTH SYSTEMS		352	4	1%	356
INFORM DIAGNOSTICS		349	6	2%	355
MOORINGS PARK INSTITUTE, INC, THE		345	9	3%	354
Plantation Bay Rehabilitation Center		348	6	2%	354
PRIMARY CARE SERVICES AT ST ANDREWS ESTATES		353			353
Point of Care Testing	1	105	247	70%	353
PENSACOLA PEDIATRICS	1	251	101	29%	353

COVID-19: testing by laboratory

Data through Dec 21, 2020 verified as of Dec 22, 2020 at 09:25 AM

Data in this report are provisional and subject to change.

The numbers in the table below represent the number of Florida and non-Florida residents for whom test results were received by the Department of Health. A person can be tested by more than one laboratory and can have both positive and negative results. **Therefore, the sum of the numbers in each column will be larger than the total number of people tested.**

Reporting lab	Inconclusive	Negative	Positive	Percent positive	Total
HARTS HARBOR HEALTH CARE CENTER		350	2	1%	352
MINUTECLINIC LLC #7887		318	34	10%	352
NAVAL HOSPITAL - JACKSONVILLE		41	311	88%	352
FAIR HAVENS CENTER, OPCO		346	4	1%	350
ADVENT HEALTH CENTRA CARE - LAKE MARY	2	99	249	71%	350
PROJECT HEALTH, INC SUMTERVILLE	5	303	42	12%	350
BAYSHORE DIAGNOSTICS		309	40	11%	349
SANFORD LABORATORIES		325	23	7%	348
HMA SANTA ROSA MEDICAL CENTER LLC DBA		280	67	19%	347
INTERLACHEN PEDIATRICS PA		328	18	5%	346
PALM GARDEN OF OCALA		329	16	5%	345
KETAMINE HEALTH CENTERS LLC		315	27	8%	342
TREASURE COAST MEDICAL ASSOCIATES INC		264	78	23%	342
Williston Care Center		341	1	0%	342
CLIFFORD CHESTER SIMS STATE VETERANS		336	5	1%	341
MINUTECLINIC LLC #1771		303	38	11%	341
SELECT REFERENCE LABORATORIES, LLC	1	326	12	4%	339
ST ANDREWS BAY SKILLED NURSING &		336	3	1%	339
ETHOS WELLNESS PHARMACY		315	24	7%	339
VETERANS AFFAIRS MEDICAL CENTER - GAINESVILLE		2	334	99%	336
SANTA ROSA CENTER FOR REHABILITATION AND HEALING		302	34	10%	336
BALDOMERO LOPEZ STATE VETERANS NURSING HOME	2	333	1	0%	336
MINUTECLINIC LLC #1055		270	66	20%	336
GENESIS DIAGNOSTICS		234	101	30%	335
NORTH FLORIDA REHABILITATION & SPECIALTY CARE		332	3	1%	335
MY CLINICAL LAB		223	111	33%	334
MEDONE URGENT CARE AT ST. AUGUSTINE		111	220	66%	331
UR MEDICINE LABS- CENTRAL LABORATORY		319	12	4%	331
LIFE CARE CENTER OF PENSACOLA		324	5	2%	329
FIU-HEALTH AUXILIARY LABORATORY		302	26	8%	328
BALDWIN PEDIATRICS	1	311	16	5%	328
PARKLANDS FACILITY INC	2	323	3	1%	328
VRL EUROFINIS		317	10	3%	327
FERNANDINA BEACH REHAB AND NURSING	1	324	1	0%	326
USAFSAM/PHE		173	150	46%	323
MINUTECLINIC LLC # 3686		278	45	14%	323
MINUTECLINIC LLC		283	38	12%	321
MINUTECLINIC, LLC (CLINIC 10699)		278	42	13%	320
SIPARADIGM, DIAGNOSTIC INFORMATICS		273	46	14%	319
INDIAN RIVER CTR, LLC		291	28	9%	319
MIDWAY SPECIALTY CARE CENTER	3	202	113	36%	318
Stacey Health Care Centers Inc. dba Riverside Care Center		299	18	6%	317
HARBOUR HEALTH CENTER		313	4	1%	317
SOLARIS HEALTHCARE CHARLOTTE HARBOR		302	14	4%	316
INTELEX LABS, LLC		306	10	3%	316
PALM GARDEN OF JACKSONVILLE	2	300	13	4%	315
CITY MEDICAL OF NEW JERSEY, PC		287	28	9%	315

COVID-19: testing by laboratory

Data through Dec 21, 2020 verified as of Dec 22, 2020 at 09:25 AM

Data in this report are provisional and subject to change.

The numbers in the table below represent the number of Florida and non-Florida residents for whom test results were received by the Department of Health. A person can be tested by more than one laboratory and can have both positive and negative results. **Therefore, the sum of the numbers in each column will be larger than the total number of people tested.**

Reporting lab	Inconclusive	Negative	Positive	Percent positive	Total
NORTHEAST FLORIDA NEUROLOGY CLINICS, INC		275	39	12%	314
GROWING TOGETHER PEDIATRICS LLC		292	22	7%	314
ALTRU DIAGNOSTICS INC		288	25	8%	313
TREASURE COAST COMMUNITY HEALTH	3	278	32	10%	313
DOH - INDIAN RIVER		264	48	15%	312
DOCTORS CENTER,THE		248	64	21%	312
RUSKIN HEALTH CENTER		200	109	35%	309
PEDIATRIC HEALTHCARE ALLIANCE PA		282	27	9%	309
LAKELAND REGIONAL HEALTH - PWC/OB		35	273	89%	308
ADVENT HEALTH CENTRA CARE - LEESBURG		13	295	96%	308
GENESIS MEDICAL LABORATORY MIAMI FL.		83	224	73%	307
MINUTECLINIC LLC #7173		278	28	9%	306
CITRUS NURSING CENTER LLC		291	15	5%	306
SIGNATURE HEALTHCARE OF BROOKWOOD GARDENS		306			306
MEDSCAN LABORATORY INC	1	161	144	47%	306
VILLAGE AT VIENNA SQUARE,THE	6	294	5	2%	305
ABBAY DELRAY		303	2	1%	305
MINUTECLINIC LLC #1821		280	24	8%	304
MEDEXPRESS LUTZ		3	301	99%	304
FLORIDA HOSPITAL MEDICAL GROUP		242	62	20%	304
MINUTECLINIC LLC, #10357		301	1	0%	302
FLORIDA HOSPITAL WAUCHULA		201	101	33%	302
MINUTECLINIC LLC #3635		277	24	8%	301
PROHEALTH MEDICAL CLINIC		62	239	79%	301
MANOR CARE HEALTH SERVICES - FT MYERS		292	8	3%	300
NSPIRE HEALTHCARE MIAMI LAKES	3	286	9	3%	298
CORE DIAGNOSTIC LABORATORIES LLC		220	78	26%	298
NORTH FLORIDA PEDIATRICS PA		261	36	12%	297
MINUTECLINIC LLC #3671		263	34	11%	297
ADVENT HEALTH CENTRA CARE - TITUSVILLE		56	241	81%	297
BUENA VISTA URGENT CARE		264	32	11%	296
BLOUNTSTOWN REHABILITATION CENTER LLC		209	86	29%	295
ADVENT HEALTH CENTRA CARE - PALM COAST		36	257	88%	293
CORAL TRACE HEALTH CARE	1	290	1	0%	292
NORTHWEST MEDICAL CENTER CLINICAL LABORATORY		175	116	40%	291
Palmetto Subacute Care Center		283	7	2%	290
FLORIDA GULF COAST UNIVERSITY		141	149	51%	290
PEDIATRICS OF CENTRAL FLORIDA PA	8	264	18	6%	290
AUBURN UNIVERSITY MEDICAL CLINIC		227	62	21%	289
CORAL BAY HEALTHCARE AND REHABILITATION	1	285	3	1%	289
FAMILY HEALTH CENTERS OF SWF LABS	1	242	45	16%	288
ARCPPOINT LABS OF CORAL SPRINGS FL		265	23	8%	288
CONSULATE HEALTH CARE OF BAYONET POINT	3	281	4	1%	288
MANOR OAKS NURSING & REHAB CENTER	1	286	1	0%	288
ARCPOINTS LABS		254	33	11%	287
MAYFLOWER ASSISTED LIVING		283	1	0%	284
LIFE CARE CENTER OF OCALA		277	6	2%	283

COVID-19: testing by laboratory

Data through Dec 21, 2020 verified as of Dec 22, 2020 at 09:25 AM

Data in this report are provisional and subject to change.

The numbers in the table below represent the number of Florida and non-Florida residents for whom test results were received by the Department of Health. A person can be tested by more than one laboratory and can have both positive and negative results. **Therefore, the sum of the numbers in each column will be larger than the total number of people tested.**

Reporting lab	Inconclusive	Negative	Positive	Percent positive	Total
HAINES CITY REHABILITATION AND NURSING CENTER		275	8	3%	283
SPECIALTY HEALTH AND REHABILITATION CENTER		260	23	8%	283
LAKELAND REGIONAL HEALTH SYSTEMS INC		16	266	94%	282
BOCA BIOLISTICS REFERENCE LABORATORY	2	185	95	34%	282
APP-UNIPATH, LLC	1	272	9	3%	282
LIFEBRITE	1	117	162	58%	280
ADVENTHEALTH EXPRESS CARE		152	127	46%	279
MINUTECLINIC LLC #3291		249	30	11%	279
PALM GARDEN OF GAINESVILLE	2	275	2	1%	279
BIOCEPT		262	16	6%	278
RICARDO NAVARRO DO PA		258	20	7%	278
PRUITT HEALTH-SANTA ROSA		275	2	1%	277
MEDFAST URGENT CARE CENTERS		8	268	97%	276
BOND AND STEELE CLINIC PA		148	125	46%	273
Life Care Center at Wells Crossing		259	14	5%	273
WESTCHESTER GARDENS LIMITED PARTNERSHIP		268	5	2%	273
FAST TRACK URGENT CARE CENTER		1	272	100%	273
PALM BAY HOSPITAL CLINICAL LABORATORY		120	153	56%	273
Quest Diag Unspecifd		177	94	35%	271
MEDFAST URGENT CARE CENTER		82	187	70%	269
FLORIDA HOSPITAL HEARTLAND MED CTR LAKE PLACID		199	70	26%	269
DELTONA HEALTH CARE		248	21	8%	269
PALMS OF SEBRING		253	15	6%	268
PHYSICIANS REGIONAL WALK-IN		184	83	31%	267
GOLDEN GATE FAMILY CLINIC		63	204	76%	267
EAST LAKE PEDIATRICS		217	49	18%	266
BRIDGEWATER PARK HEALTH AND REHAB		257	9	3%	266
BAPTIST PRIMARY CARE	2	210	52	20%	264
MIDWAY SPECIATLY CARE CENTER		155	109	41%	264
ADVENT HEALTH - CELEBRATION		251	12	5%	263
AURORA DIAGNOSTICS BERNHARDT LABORATORIES PATHOLOGY SERVICE		190	71	27%	261
VETERANS AFFAIRS MEDICAL CENTER - LAKE CITY		52	208	80%	260
CLIFFORD CHESTER SIMS VA NURSING HOME		251	9	3%	260
AVELLINO LAB USA, INC	1	250	8	3%	259
SPRINGTREE REHAB & HEALTH CARE CENTER		252	7	3%	259
CONSULATE HEALTHCARE OF KISSIMMEE		247	12	5%	259
ASAP LAB LLC		161	97	38%	258
FLORIDA WOMAN CARE LABORATORY LLC		232	26	10%	258
MAIN STREET MEDICAL CENTER		9	247	96%	256
SPRING HILL HEALTH AND REHABILITATION CENTER		242	13	5%	255
ASCEND CLINICAL	2	232	20	8%	254
BIOCERNA LLC	8	188	57	23%	253
QUALITOX LABORATORIES		105	147	58%	252
FLORIDA DEPT OF HEALTH IN BREVARD COUNTY	3	212	37	15%	252
NORTH PINELLAS STATMED QUICK QUALITY CLINICS		159	92	37%	251
GOOD SAMARITAN SOCIETY-DAYTONA		248	2	1%	250
XYZ LABORATORY	2	224	23	9%	249

COVID-19: testing by laboratory

Data through Dec 21, 2020 verified as of Dec 22, 2020 at 09:25 AM

Data in this report are provisional and subject to change.

The numbers in the table below represent the number of Florida and non-Florida residents for whom test results were received by the Department of Health. A person can be tested by more than one laboratory and can have both positive and negative results. **Therefore, the sum of the numbers in each column will be larger than the total number of people tested.**

Reporting lab	Inconclusive	Negative	Positive	Percent positive	Total
MINUTECLINIC LLC #8396		223	26	10%	249
PHYSICIANS PRIMARY CARE LAB		212	36	15%	248
KEY WEST HEALTH AND REHAB	1	243	4	2%	248
Timberridge Center for Rehabilitation and Healing		224	23	9%	247
HOMESTEAD MANOR		213	34	14%	247
MARTIN MEMORIAL MEDICAL CENTER LAB		128	118	48%	246
READY RESPONDERS FLORIDA, PLLC		210	36	15%	246
SHELL POINT VILLAGE MEDICAL CENTER		246			246
CYPRESS VILLAGE		234	10	4%	244
ROSEWOOD HEALTHCARE & REHABILITATION CENTER		239	4	2%	243
ST JUDE CHILDREN'S RESEARCH HOSPITAL		231	12	5%	243
SHORE ACRES CARE CENTER		235	8	3%	243
MINUTECLINIC LLC #476		208	34	14%	242
OCEAN VIEW NURSING AND REHAB CENTER		232	10	4%	242
CONSULATE HEALTH CARE OF SAFETY HARBOR		238	3	1%	241
GOOD SAMARITAN CARES		236	5	2%	241
Marshall Health and Rehabilitation Center		237	2	1%	239
VILLAGE DOCTORS FAMILY MEDICAL CENTER OF		190	48	20%	238
DIAMOND RIDGE HEALTH AND REHABILITATION CENTER		222	15	6%	237
BUFFALO CROSSING HEALTHCARE & REHABILITATION CTR		231	5	2%	236
24 HOUR PEDIATRIC CARE CENTER	1	218	17	7%	236
BENTON PEDIATRICS INC		215	21	9%	236
SOLARIS HEALTHCARE PARKWAY	1	233	2	1%	236
URGENT CARE OF THE PALM BEACHES		2	233	99%	235
Cypress Cove Care Center		165	70	30%	235
ADVENT HEALTH CENTRA CARE - UNIVERSITY	1	94	140	60%	235
LabCorp (Non-Interfaced)	1	109	125	53%	235
MALABAR/ADVENT CENTRA CARE		47	188	80%	235
ROLLINS COLLEGE WELLNESS CENTER		92	142	61%	234
GANDY CROSSING CARE CENTER	1	221	11	5%	233
MEMPHIS PATHOLOGY LABORATORY	4	212	17	7%	233
MANOR CARE NURSING CENTER OF SARASOTA FL LLC		227	5	2%	232
CAPE CANAVERAL HOSPITAL		94	136	59%	230
renaissance health and rehabilitation center		227	2	1%	229
BROWARD NURSING & REHABILITATION CTR	8	219	2	1%	229
ADVENT HEALTH CENTRA CARE - ALTAMONTE SPRINGS		136	93	41%	229
FAIRWAY OAKS CENTER LLC	5	220	4	2%	229
OAK HAMMOCK AT THE UNIVERSITY OF FLORIDA		223	6	3%	229
Vi at Lakeside Village Skilled Nursing		226	2	1%	228
MANORCARE HEALTH SERVICES - VENICE		184	44	19%	228
MEDICAL CENTER CLINIC-IMMEDIATE CARE	1	185	41	18%	227
LAKE EUSTIS HEALTH AND REHABILITATION CENTER		226	1	0%	227
REGENTS PARK AT AVENTURA		221	6	3%	227
HARDEE MANOR HEALTH CARE CENTER	1	224	2	1%	227
CLARIDGE HOUSE NURSING CENTER		216	11	5%	227
HERON POINTE HEALTH AND REHABILITATION	1	224			225
FLAGLER COUNTY HEALTH DEPARTMENT		192	33	15%	225

COVID-19: testing by laboratory

Data through Dec 21, 2020 verified as of Dec 22, 2020 at 09:25 AM

Data in this report are provisional and subject to change.

The numbers in the table below represent the number of Florida and non-Florida residents for whom test results were received by the Department of Health. A person can be tested by more than one laboratory and can have both positive and negative results. **Therefore, the sum of the numbers in each column will be larger than the total number of people tested.**

Reporting lab	Inconclusive	Negative	Positive	Percent positive	Total
ROSEWOOD HEALTH AND REHABILITATION CENTER		220	5	2%	225
TAMARAC REHABILITATION & HEALTH CENTER		224			224
VITAS LUTHERAN TOWERS INPATIENT PROGRAM		220	4	2%	224
LEHIGH VALLEY GENOMICS			224	100%	224
ELLENTON PEDIATRICS		206	17	8%	223
ARCHER HEALTH VENTURES, LLC		204	19	9%	223
BAY VILLAGE OF SARASOTA INC		221	2	1%	223
LYNN HAVEN SPORTS COMPLEX-WALKON CLINIC		20	203	91%	223
Bay Breeze Senior Living and Rehabilitation Center		181	41	18%	222
FL HUD DESTIN, LLC D/B/A GRAND BOULEVARD HEALTH		198	24	11%	222
SUWANNEE HEALTH AND REHABILITATION CENTER		218	4	2%	222
BRASHEAR'S VITAL CARE CORP		104	117	53%	221
HEATHER HILL HEALTHCARE CENTER		188	33	15%	221
PREMIER PLACE AT THE GLENVIEW		214	7	3%	221
KISSIMMEE FACILITY OPERATIONS LLC		215	6	3%	221
MINUTECLINIC LLC # 3930		195	26	12%	221
JACKSONVILLE BEACH PEDIATRIC CARE CENTER		199	21	10%	220
MANDARIN PEDIATRICS		209	11	5%	220
Solaris HealthCare Windermere		213	5	2%	218
CATALYST WALK IN CLINIC		162	56	26%	218
BLUE MED CONSULTANTS		211	7	3%	218
HENDRY REGIONAL MEDICAL CENTER CLINICAL LABORATORY		157	61	28%	218
MINUTECLINIC LLC #7973		194	24	11%	218
MINUTECLINIC LLC #3003		184	34	16%	218
OSPREY LODGE		209	9	4%	218
HEALTHY STEPS PEDIATRICS		194	23	11%	217
ADVENT HEALTH CENTRA CARE - COLONIAL TOWN	1	165	51	24%	217
HOPE HOSPICE AND COMMUNITY SERVICES INC	5	207	5	2%	217
THE MANOR AT CARPENTERS		185	32	15%	217
ST. CLOUD REGIONAL MEDICAL CENTER		199	17	8%	216
LAKE PORT SQUARE		200	15	7%	215
LUTHERAN HAVEN		212	3	1%	215
MINUTECLINIC, LLC #4015		176	38	18%	214
ROSEN MEDICAL CENTER		192	21	10%	213
CHIPOLA HEALTH AND REHAB		202	11	5%	213
ADVENT HEALTH CENTRA CARE - ORMOND BEACH		68	145	68%	213
MINUTECLINIC LLC #3814		180	33	15%	213
TERRACES OF LAKE WORTH CARE CENTER		213			213
MINUTECLINIC LLC		193	20	9%	213
PROTEUS MOLECULAR AND CLINICAL LAB	1	144	68	32%	213
Boynnton Beach Rehabilitation Center	2	209	1	0%	212
BROAD INSTITUTE CLINICAL SEQUENCING RESEARCH PLATFORM	1	206	5	2%	212
POCONO MEDICAL CENTER		212			212
SUNRISE DIAGNOSTIC LABORATORY		158	53	25%	211
BLOCK, NATION, CHASE, AND SMOLEN FAMILY MEDICINE		157	54	26%	211
ADVENTHEALTH MEDICAL GROUP PROMPT CARE		167	44	21%	211
PruittHealth Santa Rosa		195	16	8%	211

COVID-19: testing by laboratory

Data through Dec 21, 2020 verified as of Dec 22, 2020 at 09:25 AM

Data in this report are provisional and subject to change.

The numbers in the table below represent the number of Florida and non-Florida residents for whom test results were received by the Department of Health. A person can be tested by more than one laboratory and can have both positive and negative results. **Therefore, the sum of the numbers in each column will be larger than the total number of people tested.**

Reporting lab	Inconclusive	Negative	Positive	Percent positive	Total
PARKS HEALTHCARE & REHABILITATION CTR	4	205	1	0%	210
Sunset Point Center		208	2	1%	210
THE PALACE MANAGEMENT - THE PALACE AT CORAL GABLES		209			209
THE PALACE NURSING AND REHABILITATION CENTER		209			209
CRUCIAL CARE EMERGENCY MEDICINE DOCTORS		173	35	17%	208
BUREAU OF CLINICAL LABORATORIES		172	36	17%	208
FLORIDA DEPARTMENT OF HEALTH		184	24	12%	208
NEIGHBORHOOD MEDICAL CENTER INC		190	18	9%	208
Heritage Healthcare at Tallahassee		205	3	1%	208
Destin Healthcare and Rehabilitation Center	1	202	4	2%	207
SABAL PALMS HEALTH AND REHAB		167	40	19%	207
CONSULATE HEALTH CARE OF WINTER HAVEN		207			207
Bayside Care Center	1	201	5	2%	207
EAST LAKE PEDIATRICS PA		192	15	7%	207
COMMUNITY HEALTH CENTERS OF PINELLAS, INC.		3	203	99%	206
TUSKAWILLA NURSING AND REHAB CENTER	2	198	4	2%	204
LIFE CARE PONTE VEDRA INC		202	2	1%	204
TGH		1	202	100%	203
Taylor Care Center		201	2	1%	203
LAKE PARK OF MADISON		199	4	2%	203
MEDRITE MEDICAL CARE, PC	90	98	15	7%	203
POLK COUNTY HEALTH DEPARTMENT		178	24	12%	202
Governors Creek Health and Rehabilitation	1	198	2	1%	201
GATEWAY/ADVENT CENTRA CARE		13	188	94%	201
FULGENT GENETICS	2	161	38	19%	201
VAMC WEST PALM LAB		5	196	98%	201
Glades West Rehabilitation and Nursing Center		200	1	0%	201
HOMESTEAD VILLAGE		198	3	1%	201
MICHAEL A MIDDLETON MD PA		192	8	4%	200
MINUTECLINIC LLC #1067		172	27	14%	199
BREVARD HEALTH ALLIANCE		64	135	68%	199
ORANGE COUNTY HEALTH DEPT		191	8	4%	199
HEALTH FIRST - HOLMES REGIONAL MEDICAL CENTER		32	167	84%	199
TIERRA PINES CENTER		191	8	4%	199
PALM GARDEN OF TAMPA		197	2	1%	199
LITTLE PINE PEDIATRICS		151	48	24%	199
BAYA POINTE NURSING AND REHABILITATION		116	83	42%	199
PATHGROUP LABS LLC		94	104	53%	198
VITAS HEALTHCARE CORP OF CENTRAL FL		195	3	2%	198
FAST TRACK URGENT CARE CENTER - CARROLLWOOD		1	197	99%	198
STARKE FAMILY MEDICAL CENTER		163	35	18%	198
DEPARTMENT OF HEALTH & HUMAN SERVICES		198			198
PALM GARDEN OF CLEARWATER		191	6	3%	197
FLORIDA CLINICAL LABORATORY-BIOREFERENCE LABORATORIES		63	133	68%	196
CARENOW URGENT CARE - FORT PIERCE		146	50	26%	196
MINUTECLINIC LLC #4458		161	35	18%	196
Ocala Health and Rehabilitation Center		192	2	1%	194

COVID-19: testing by laboratory

Data through Dec 21, 2020 verified as of Dec 22, 2020 at 09:25 AM

Data in this report are provisional and subject to change.

The numbers in the table below represent the number of Florida and non-Florida residents for whom test results were received by the Department of Health. A person can be tested by more than one laboratory and can have both positive and negative results. **Therefore, the sum of the numbers in each column will be larger than the total number of people tested.**

Reporting lab	Inconclusive	Negative	Positive	Percent positive	Total
PALM GARDEN OF AVENTURA		192	1	1%	193
GRAND COURT TAMPA		192	1	1%	193
CHILDRENS MEDICAL ASSOCIATION		178	15	8%	193
ST JAMES HEALTH AND REHABILITATION CENTER		186	6	3%	192
RULEME CENTER	1	185	5	3%	191
MEDIPATH		5	186	97%	191
Fernandina Beach Rehabilitation and Nursing Center		191			191
W FRANK WELLS NURSING HOME		169	21	11%	190
PruittHealth Panama City		181	8	4%	189
ABBOTT LABORATORIES		142	47	25%	189
Consulate Health Care of North Fort Myers		182	6	3%	188
LPG COCONUT POINT		161	27	14%	188
MIAMI JEWISH HEALTH SYSTEMS, INC	1	180	7	4%	188
CARRINGTON PLACE OF ST PETE LLC		187	1	1%	188
DOCTORS MEMORIAL FAMILY MEDICINE	2	127	59	31%	188
PEDIATRIC HEALTH CARE ALLIANCE, PA		170	18	10%	188
HEALTH LINK DIAGNOSTIC LABORATORIES		182	5	3%	187
EDGEWATER AT WATERMAN VILLAGE,THE		180	6	3%	186
LOOP PEDIATRICS PA		163	23	12%	186
HARDEE COUNTY HEALTH DEPARTMENT		149	37	20%	186
ORCHARD RIDGE CARE AND REHABILITATION CENTER		185	1	1%	186
PLANTATION NURSING & REHAB CENTER		186			186
SIGNATURE HEALTHCARE OF NORTH FLORIDA		184	2	1%	186
DBI HEALTH INC		181	3	2%	184
ST. JAMES BAY HEALTH AND REHABILITATION CENTER		183	1	1%	184
DAVID SCOTT MADWAR MD PA□		170	14	8%	184
NEO GENOMICS - FORT MYERS	1	179	4	2%	184
BAY TREE CARE AND REHABILITATION CENTER		164	20	11%	184
Chatsworth at PGA National, LLC		179	4	2%	183
WOMEN'S CARE FLORIDA LABORATORY		178	5	3%	183
HALIFAX MEDICAL CENTER-PORT ORANGE LAB		158	25	14%	183
USA HEALTH UNIVERSITY HOSPITAL CLINICAL LABORATORY	1	180	2	1%	183
SIGNATURE HEALTHCARE AT THE COURTYARD		138	45	25%	183
FLORIDA DEPARTMENT OF HEALTH CLAY COUNTY		119	62	34%	181
MINUTECLINIC LLC #4201		160	21	12%	181
PCB CLINIC		136	45	25%	181
CENTRA CARE - AZALEA PARK		98	82	46%	180
BROOKDALE FORT MYERS CYPRESS LAKE		178	1	1%	179
Lake Port Square Health Center		172	7	4%	179
SOLARIS SENIOR LIVING VERO BEACH		176	3	2%	179
UNIVERSITY OF TAMPA STUDENT HEALTH AND SHC CLINICAL LABORATORY		45	133	75%	178
PERSONALIZED GENETIC TESTING		88	90	51%	178
DIAMOND RIDGE HEALTH AND REHABILITATION		166	11	6%	177
MINUTECLINIC, LLC #3204		154	23	13%	177
MINUTECLINIC LLC #7225		157	20	11%	177
EPN URGENT CARE		43	134	76%	177
SOLARIS HEALTHCARE MERRITT ISLAND		163	14	8%	177

COVID-19: testing by laboratory

Data through Dec 21, 2020 verified as of Dec 22, 2020 at 09:25 AM

Data in this report are provisional and subject to change.

The numbers in the table below represent the number of Florida and non-Florida residents for whom test results were received by the Department of Health. A person can be tested by more than one laboratory and can have both positive and negative results. **Therefore, the sum of the numbers in each column will be larger than the total number of people tested.**

Reporting lab	Inconclusive	Negative	Positive	Percent positive	Total
MINUTECLINIC LLC #4024		156	19	11%	175
ADVENT HEALTH CENTRA CARE - DAYTONA BEACH		89	85	49%	174
MINUTECLINIC LLC #3257		144	30	17%	174
Consulate Health Care of St. Petersburg		174			174
Bayside Health and Rehabilitation		164	9	5%	173
NIGHT LITE PEDIATRICS WINTER GARDEN		144	28	16%	172
ADVENT HEALTH CENTRA CARE - WESLEY CHAPEL		4	168	98%	172
MINUTECLINIC LLC #3285		151	21	12%	172
BAPTIST HEALTH PRIMARY CARE	1	134	37	22%	172
OCALA FAMILY MEDICAL CENTER INC	1	139	32	19%	172
ORCHARD PARK HEALTH & REHABILITATION		171			171
JACKSON PLAZA NURSING & REHAB CENTER		169	1	1%	170
SUPERIOR RESIDENCES OF PANAMA CITY BEACH		164	6	4%	170
ManorCare Health Services-Palm Harbor		169			169
LONGWOOD FAMILY PRACTICE		141	28	17%	169
PANAMA CITY DEVELOPMENTAL CENTER		168			168
CONSULATE HEALTH CARE OF MELBOURNE		168			168
FORT PIERCE HEALTH CARE		167	1	1%	168
MOLECULAR TESTING LABS		132	36	21%	168
NADAL PEDIATRICS - VICTORIA STREET (3385)		141	26	16%	167
NSPIRE HEALTHCARE LAUDERHILL		163	4	2%	167
AVENTURA REHAB AND NURSING CENTER		166			166
Nspire Health Care Kendall		160	6	4%	166
ELMHURST HOSPITAL CENTER	1	160	5	3%	166
CARENOW	2	96	68	41%	166
AFC URGENT CARE TYRONE		2	163	99%	165
SILVERCREST HEALTH AND REHABILITATION CENTER	3	157	5	3%	165
BAYVIEW CENTER		164	1	1%	165
AFC URGENT CARE FAMILY CARE			165	100%	165
ADVENT HEALTH CENTRA CARE - OVIEDO		63	101	62%	164
AFC URGENT CARE SEMINOLE			164	100%	164
BOCA GRANDE HEALTH CLINIC		157	7	4%	164
AZALEA TRACE		158	6	4%	164
BRADENTON HEALTH CARE		163			163
BROOKSVILLE HEALTHCARE CENTER LLC		161	1	1%	162
TRI COUNTY NURSING HOME		161	1	1%	162
PALM GARDEN OF ORLANDO		149	12	7%	161
ARCPOINT LABS OF ST PETERSBURG		117	44	27%	161
URGENT CARE OF THE PALM BEACHES, NORTH PALM BEACH			161	100%	161
RIVERS FAMILY MEDICINE PA		129	32	20%	161
GREENBRIAR REHABILITATION AND NURSING CENTER	1	159			160
PALM GARDEN OF WEST PALM BEACH	1	146	13	8%	160
ASSOCIATESMD MEDICAL GROUP INC		133	27	17%	160
MANOR CARE OF NAPLES FL LLC		159	1	1%	160
SUN COUNTRY PEDIATRICS PLLC	6	140	14	9%	160
VETERANS AFFAIRS MEDICAL CENTER - MIAMI			160	100%	160
KEYSTONE REHAB		160			160

COVID-19: testing by laboratory

Data through Dec 21, 2020 verified as of Dec 22, 2020 at 09:25 AM

Data in this report are provisional and subject to change.

The numbers in the table below represent the number of Florida and non-Florida residents for whom test results were received by the Department of Health. A person can be tested by more than one laboratory and can have both positive and negative results. **Therefore, the sum of the numbers in each column will be larger than the total number of people tested.**

Reporting lab	Inconclusive	Negative	Positive	Percent positive	Total
ADVENT HEALTH CENTRA CARE - WINTER HAVEN	1	81	78	49%	160
Solaris Healthcare Daytona	1	158			159
Life Care Center of Punta Gorda	1	154	4	3%	159
WUESTHOFF REF LABORATORY			158	100%	158
PALM GARDEN OF WINTER HAVEN		144	14	9%	158
COMMUNITY HEALTH AND REHABILITATION CENTER		142	16	10%	158
SERANADES BY SONATA WEST ORANGE		138	20	13%	158
TALLAHASSEE NHHI LLC		156	1	1%	157
HOSPITAL FOR SPECIAL SURGERY		155	1	1%	156
PRUITT HEALTH		153	2	1%	155
The Inn at Sarasota Bay Club		153	2	1%	155
ABBIEJEAN RUSSELL CARE CENTER		155			155
HUNT CLUB PEDIATRIC ASSOCIATES, P.A.		134	21	14%	155
SILVER CREEK SENIOR LIVING COMMUNITY		155			155
TIMBERRIDGE NURSING HOME & REHAB		123	32	21%	155
COCOA BEACH/ADVENT CENTRA		41	114	74%	155
MINUTECLINIC LLC #3654		136	18	12%	154
DXTERITY DIAGNOSTICS	1	150	3	2%	154
SARNO EXTENDED HOURS		104	50	32%	154
PALMETTO FACILITY INC	1	153			154
CHILDRENS MEDICAL ASSOCIATION PA		133	20	13%	153
AMERICA'S PHARMACY LLC		138	15	10%	153
ADVENT HEALTH CENTRA CARE - CARROLLWOOD		2	151	99%	153
J AND G MEDICAL GROUP LLC		130	22	14%	152
HEALTH CENTRAL PARK		122	30	20%	152
TRENTON MEDICAL CENTER INC DBA PALMS MEDICAL GROUP	2	117	33	22%	152
BEAR CREEK NURSING CENTER		150	1	1%	151
DIAMOND RIDGE		147	3	2%	150
PRECISION HEALTH RESOURCES, LLC	1	133	15	10%	149
CORAL REEF NURSING & REHAB CENTER		149			149
FAWCETT MEMORIAL HOSPITAL-LAB		39	110	74%	149
CITRUS HEALTH AND REHAB		128	20	14%	148
REHABILITATION CENTER OF LAKE CITY, TH		139	9	6%	148
ASTON GARDENS AT PELICAN MARSH		146	2	1%	148
SERENADES IN THE VILLAGES		129	19	13%	148
PADDOCK RIDGE		145	2	1%	147
HEARTLAND PEDIATRICS OF LAKE WALES		134	13	9%	147
ADVENT HEALTH CENTRA CARE - ST. CLOUD		131	15	10%	146
COASTAL PHYSICIANS, LLC		112	34	23%	146
FLORIDA HEALTH CARE PLAN INC		2	144	99%	146
LAB CORP	1	88	56	39%	145
Consulate Healthcare of West Palm Beach		137	8	6%	145
SAINTS 120 LLC	1	111	33	23%	145
AFC URGENT CARE CLEARWATER		86	59	41%	145
PHYSICIANS STAT LAB INC		118	26	18%	144
ARBOR FACILITY INC		144			144
GOOD SAMARITAN CENTER		144			144

COVID-19: testing by laboratory

Data through Dec 21, 2020 verified as of Dec 22, 2020 at 09:25 AM

Data in this report are provisional and subject to change.

The numbers in the table below represent the number of Florida and non-Florida residents for whom test results were received by the Department of Health. A person can be tested by more than one laboratory and can have both positive and negative results. **Therefore, the sum of the numbers in each column will be larger than the total number of people tested.**

Reporting lab	Inconclusive	Negative	Positive	Percent positive	Total
VILLAGE DOCTORS OF KEYSTONE		114	29	20%	143
Manatee Springs Rehabilitation and Nursing Center		132	11	8%	143
AMERICAN FINNISH NURSING HOME	1	140	2	1%	143
Quail Run Health Care Center		143			143
EDGEWOOD NURSING CENTER		141	2	1%	143
ORLANDO HEALTH EMERGENCY DEPARTMENT		134	9	6%	143
DIGNITY HEALING, LLC		138	5	3%	143
DOCTORS MEMORIAL HOSPITAL		40	103	72%	143
AMBULATORY SURGERY CENTER OF BOCA RATON LTD		142	1	1%	143
WESTWOOD HEALTHCARE SNF		141	1	1%	142
GENE BY GENE		61	81	57%	142
NORTH FLORIDA PEDIATRICS - MARIANNA		109	33	23%	142
ENGLEWOOD HEALTHCARE AND REHABILITATION CENTER		141			141
UCC - WELLINGTON			140	100%	140
ALLSOUTH URGENT CARE			139	100%	139
Emory L Bennett State Veterans Nursing Home		137	2	1%	139
AMERICAN PATHOLOGY PARTNERS		136	2	1%	138
Parkview Rehabilitation Center at Winter Park		135	3	2%	138
PALM BEACH COUNTY HEALTH DEPT LAB	3	131	4	3%	138
Rehabilitation Center for Park Place LLC		135	2	1%	137
FLORIDA KEYS PEDIATRICS & ADOLESCENT CENTER		130	7	5%	137
MANOR AT BLUEWATER BAY		131	6	4%	137
FIRST CHOICE PEDIATRICS		96	41	30%	137
ADVENT HEALTH - ORLANDO		117	20	15%	137
BAYFRONT HEALTH MEDICAL GROUP		106	31	23%	137
PPC-LAB EDI ORCHARD BI		129	8	6%	137
PORT ST LUCIE REHABILITATION AND HEALTHCARE		98	38	28%	136
VENICE REGIONAL BAYFRONT HEALTH (PULMONARY)		126	10	7%	136
PEDIATRICS IN BREVARD PA		124	12	9%	136
AMERICAN RESEARCH LABS		7	129	95%	136
REGENCY CARE OF BLOUNTSTOWN LLC		129	7	5%	136
PINES OF SARASOTA		135			135
IRL MARKET LAB ALACHUA		104	31	23%	135
MINUTECLINIC LLC #5216		121	14	10%	135
CAYUGA MEDICAL CENTER AT ITHACA		132	3	2%	135
COLOR GENOMICS, INC.	1	131	2	1%	134
LABORATORY OF FLORIDA		83	51	38%	134
SABAL DIRECT PRIMARY CARE, PA		114	20	15%	134
ADVENT HEALTH CENTRA CARE - TEMPLE TERRACE	1	78	55	41%	134
SEMINOLE NURSING PAVILION		127	7	5%	134
MINUTECLINIC LLC #1815		123	11	8%	134
SEA BREEZE REHAB AND NURSING CENTER		132	2	1%	134
AMERICAN FAMILY CARE PENSACOLA WEST		1	133	99%	134
OAKBROOK HEALTH AND REHABILITATION CENTER	1	132			133
ADVENT HEALTH CENTRA CARE - DELAND		28	105	79%	133
UNITED CLINICAL LABORATORIES		124	9	7%	133
THE REHABILITATION CENTER OF LAKE CITY		127	5	4%	132

COVID-19: testing by laboratory

Data through Dec 21, 2020 verified as of Dec 22, 2020 at 09:25 AM

Data in this report are provisional and subject to change.

The numbers in the table below represent the number of Florida and non-Florida residents for whom test results were received by the Department of Health. A person can be tested by more than one laboratory and can have both positive and negative results. **Therefore, the sum of the numbers in each column will be larger than the total number of people tested.**

Reporting lab	Inconclusive	Negative	Positive	Percent positive	Total
FORT WALTON REHABILITATION CENTER		95	37	28%	132
OCEAN REEF MEDICAL CENTER		113	19	14%	132
ROSECASTLE OF ZEPHRHILLS		130	2	2%	132
LONGWOOD HEALTH AND REHABILITATION CENTER		125	6	5%	131
INTEGRATED REGIONAL LABORATORIES		119	12	9%	131
NCRNC INC		128	2	2%	130
ADVENT HEALTH CENTRA CARE - AZALEA PARK		112	18	14%	130
ALL SEASONS NAPLES LLC		129	1	1%	130
EDWARD J HEALEY REHAB & NURSING CENTER		129			129
REFUAH HEALTH CENTER LABORATORY		125	4	3%	129
AFC URGENT CARE		52	77	60%	129
CENTRACARE		17	112	87%	129
ST CATHERINE'S WEST REHABILITATION HOSPITAL		128	1	1%	129
WIREGRASS DIRECT PRIMARY CARE PLLC		110	19	15%	129
BMHSI-AEL MICROBIOLOGY LABORATORY	2	102	25	19%	129
CANTERFIELD OF OCALA, LLC		126	2	2%	128
GOOD SAMARITAN SOCIETY OF DELAND		125	3	2%	128
MATHISON RETIREMENT COMMUNITY, INC		127	1	1%	128
MINUTECLINIC LLC #8381		116	12	9%	128
ADVENT HEALTH CENTRA CARE - LONGWOOD		24	103	81%	127
MILLENNIUM LAB SERVICES			127	100%	127
CALHOUN LIBERTY HOSPITAL		89	38	30%	127
TRINITY REGIONAL REHAB CENTER		121	6	5%	127
ADVANCED MEDICAL CENTER		86	40	32%	126
PIONEER CLINICAL LAB, LLC		104	22	17%	126
MINUTECLINIC LLC #4612		102	24	19%	126
EXPRESS URGENT CARE LLC		1	125	99%	126
ACCURATE DIAGNOSTIC LABS, INC		121	5	4%	126
LASER & SURGERY CENTER OF THE PALM BEACHES		125	1	1%	126
GENETWORKX		17	108	86%	125
TRI-COUNTY NURSING HOME		117	8	6%	125
THE CLUB AND REHABILITATION CENTER		123	1	1%	124
TUSCAN GARDENS OF PALM COAST		123	1	1%	124
MACTOWN, INC		124			124
GESSLER CLINIC PA		98	26	21%	124
PAVILION FOR HEALTHCARE, THE		123			123
CRONOS CLINICAL LABORATORY	2	106	15	12%	123
LIFE CARE CENTER OF ALTAMONTE SPRINGS		102	21	17%	123
TARPON POINT NURSING AND REHABILITATION CENTER		123			123
MINUTECLINIC, LLC #3245		89	33	27%	122
San Jose Health & Rehabilitation		122			122
ANCIENT CITY PEDIATRICS		117	5	4%	122
POINT WASHINGTON MEDICAL CLINIC		1	121	99%	122
FHMG-FLORIDA HOSPITAL MEDICAL GROUP		103	19	16%	122
CSL PLASMA		24	98	80%	122
SUWANNEE VALLEY NURSING CENTER		115	7	6%	122
GRAVITY DIAGNOSTICS, LLC		35	86	71%	121

COVID-19: testing by laboratory

Data through Dec 21, 2020 verified as of Dec 22, 2020 at 09:25 AM

Data in this report are provisional and subject to change.

The numbers in the table below represent the number of Florida and non-Florida residents for whom test results were received by the Department of Health. A person can be tested by more than one laboratory and can have both positive and negative results. **Therefore, the sum of the numbers in each column will be larger than the total number of people tested.**

Reporting lab	Inconclusive	Negative	Positive	Percent positive	Total
ARTHREX MEDICAL CENTER		48	73	60%	121
PARKVIEW HEALTH		121			121
PROVIDENCE HOSPITAL LABORATORY		115	5	4%	120
WRIGHTS HEALTH CARE AND REHABILITATION CENTER		107	13	11%	120
LabCorp L#09258090 M#09258105		73	47	39%	120
ARDEN COURTS OF LARGO FL, LLC		116	3	3%	119
MATHISON RETIREMENT COMMUNITY		114	5	4%	119
GRAVITY DIAGNOSTICS		42	77	65%	119
MEDICAL CENTER OF DELTONA, INC		95	23	19%	118
BOSTON RED SOX CLUB LP		117	1	1%	118
RDX BIOSCIENCE		60	58	49%	118
PRIMECARE OF DOTHAN		79	39	33%	118
MOBILE INFIRMARY MED CENTER PATH LAB		106	11	9%	117
SOLARIS HEALTHCARE OSCEOLA		112	5	4%	117
Whispering Oaks	7	103	7	6%	117
NEIGHBORHOOD MEDICAL CENTER		112	5	4%	117
NATIONS BEST FAMILY HEALTH CARE		60	57	49%	117
PROVISTA DIAGNOSTICS, INC		115	2	2%	117
SOLARIS HEALTHCARE LAKE CITY		72	45	38%	117
INN AT ASTON GARDENS, THE		113	3	3%	116
Solaris HealthCare Imperial		112	4	3%	116
WEDGEWOOD HEALTHCARE CENTER		87	29	25%	116
TUSCAN GARDENS OF VENETIA MANAGEMENT COMPANY		115	1	1%	116
CHARTER SENIOR LIVING OF PANAMA CITY BEACH		99	17	15%	116
FHMG FLORIDA HOSPITAL MEDICAL GROUP		100	15	13%	115
Solaris Healthcare Lake Bennet		102	13	11%	115
FIRST CHOICE PRIMARY CARE		90	25	22%	115
WESLEY HAVEN VILLA	1	106	7	6%	114
ADVENT HEALTH CENTRA CARE		10	104	91%	114
JEFFERY WEINZWEIG		2	112	98%	114
DIAGNOSTIC & CLINICAL CARE SERVICES INC DBA		96	18	16%	114
Heartland Healthcare of Ft. Myers	1	112			113
COQUINA CENTER		112	1	1%	113
ADVANCED AMBULATORY SURGERY CENTER		107	6	5%	113
MEADOWCREST FAMILY PHYSICIANS		78	35	31%	113
Solaris Healthcare Coconut Creek		110	2	2%	112
COASTAL HEALTH AND REHAB		110	2	2%	112
SHOAL CREEK REHABILITATION CENTER		71	41	37%	112
JACKSONVILLE KIDS PEDIATRICS, PLLC		94	18	16%	112
ALLIED HEALTH FORT PIERCE		112			112
CAREMED CLINIC LLC		82	30	27%	112
BELVEDERE COMMONS OF FORT WALTON BEACH		103	9	8%	112
CENTERSTONE OF FLORIDA		106	6	5%	112
GUEST HOUSE OCALA, THE		110	1	1%	111
FOUNTAINS OF HOPE LLC, THE		110	1	1%	111
CENTRA CARE - HUNTER'S CREEK		52	59	53%	111
HIALEAH SHORES NURSING AND REHAB CENTER		103	8	7%	111

COVID-19: testing by laboratory

Data through Dec 21, 2020 verified as of Dec 22, 2020 at 09:25 AM

Data in this report are provisional and subject to change.

The numbers in the table below represent the number of Florida and non-Florida residents for whom test results were received by the Department of Health. A person can be tested by more than one laboratory and can have both positive and negative results. **Therefore, the sum of the numbers in each column will be larger than the total number of people tested.**

Reporting lab	Inconclusive	Negative	Positive	Percent positive	Total
GLADES HEALTH CARE CENTER		109	1	1%	110
NEW YORK CITY DEPARTMENT OF HEALTH & MENTAL		101	9	8%	110
LAKESIDE NEUROLOGIC		106	4	4%	110
YOUR FAMILY WALK-IN CLINIC		3	107	97%	110
WOODBIDGE FACILITY INC		108	1	1%	109
DOCTOR'S IN HOUSE LABORATORY		13	96	88%	109
BAYFRONT HEALTH ER PINELLAS PARK	1	71	37	34%	109
NORTH FL SOUTH GA HCS-MALCOM RANDALL VAMC			109	100%	109
FAMILY CARE PARTNERS OF NORTHEAST FLORIDA LLC		64	45	41%	109
HILLSBOROUGH COUNTY DEVELOPMENTAL CTR	1	108			109
ISLAND HEALTH AND REHABILITATION CENTER		108			108
MEYER PEDIATRICS		96	12	11%	108
EVANS HEALTH CARE		106	2	2%	108
TREASURE COAST MEDICAL ASSOCIATES		2	105	98%	107
ORLANDO HEALTH CENTER FOR REHABILITATION		107			107
MINUTECLINIC DIAGNOSTIC OF RHODE ISLAND, LLC #729		103	4	4%	107
QUICK CARE MED		80	27	25%	107
STEWART MEDICAL GROUP		34	73	68%	107
CORE BIO LABS		74	33	31%	107
GRAND OAKS HEALTH & REHABILITATION		106	1	1%	107
BOCA RATON REHABILITATION CENTER	2	101	3	3%	106
ADVENT HEALTH CENTRA CARE - BRANDON		29	77	73%	106
HEART OF FLORIDA REGIONAL MED CTR		35	71	67%	106
Gulf Coast Healthcare (Longwood Health and Rehab		106			106
MINUTECLINIC LLC #4987		92	14	13%	106
ADVENT HEALTH CENTRA CARE - SANFORD		28	78	74%	106
EXOSOME DIAGNOSTICS	1	97	8	8%	106
MIRACLE HILL NURSING & REHABILITATION CENTER INC		103	3	3%	106
GOLD CHOICE SENIOR COMMUNITIES		76	29	28%	105
BAY VIEW HEALTHCARE		85	19	18%	104
EVENT MED SERVICES LABORATORY		102	2	2%	104
ATLANTIC SHORES NURSING AND REHAB CENTER		103	1	1%	104
FINLAY CLINICAL LABORATORY		28	75	73%	103
VIERA HOSPITAL, INC		78	24	24%	102
UNIVERSITY MEDICAL CENTER SUITES		90	12	12%	102
SUNFLOWER SPRINGS ASSISTED LIVING		99	3	3%	102
AMELIA MEDICAL CARE		14	87	86%	101
Heritage Park Rehabilitation & Healthcare		85	16	16%	101
FIRST QUALITY LABORATORY		91	10	10%	101
URGENT CARE EXPRESS LLC			101	100%	101
SOUTH BALDWIN REGIONAL MEDICAL CENTER		97	4	4%	101
PALMS MEDICAL GROUP HIGH SPRINGS		90	11	11%	101
ARCADIA HEALTH AND REHABILITATION CENTER		100	1	1%	101
AVON PARK PEDIATRICS INC		88	12	12%	100
FELLOWSHIP HOME AT THE FAIRWAY LLC		99	1	1%	100
Consulate Health Care of Port Charlotte		98	2	2%	100
MORSELIFE MEMORY CARE RESIDENCE		98	2	2%	100

COVID-19: testing by laboratory

Data through Dec 21, 2020 verified as of Dec 22, 2020 at 09:25 AM

Data in this report are provisional and subject to change.

The numbers in the table below represent the number of Florida and non-Florida residents for whom test results were received by the Department of Health. A person can be tested by more than one laboratory and can have both positive and negative results. **Therefore, the sum of the numbers in each column will be larger than the total number of people tested.**

Reporting lab	Inconclusive	Negative	Positive	Percent positive	Total
WIMAUMA COMMUNITY HEALTH CENTER		80	20	20%	100
AMA MEDICAL GROUP LLC		81	18	18%	99
FG RAPID RESULTS	1	51	47	47%	99
AVECINA MOBILE		83	16	16%	99
CENTRAL FLORIDA HEALTH CARE		47	52	53%	99
FLOMEDILAB		19	79	81%	98
PLAZA OF HALLANDALE BEACH		98			98
ADVENT HEALTH - LAKE NONA		86	12	12%	98
GRANDE, THE	2	92	4	4%	98
FLORIDA COMMUNITY HEALTH CENTERS INC			98	100%	98
VIERA MANOR ASSISTED LIVING RESIDENCE		92	6	6%	98
ATLANTIC URGENT CARE		66	32	33%	98
FINLAY CLINICAL LABORATORY INC		28	70	71%	98
SPRINGS AT BOCA CIEGA BAY,THE		95	2	2%	97
UNIVERSITY OF MIAMI		1	96	99%	97
Chatham Glen Healthcare and Rehabilitation Center		95	2	2%	97
PHYSICIANS REGIONAL CLINIC		82	15	15%	97
FIRST CHOICE PEDIATRICS SEMORAN		74	23	24%	97
HEALTH CENTERS AT BRENTWOOD		96	1	1%	97
VILLAGE PLACE NH LLC		74	22	23%	96
BAYSHORE MEMORY CARE		96			96
WOOD LAKE HEALTH AND REHABILITATION CENTER		96			96
PEDIATRIC ASSOCIATES ORLANDO		82	14	15%	96
OSPREY VILLAGE AT AMELIA ISLAND LTD		92	4	4%	96
BAPTIST PRIMARY CARE INC		79	17	18%	96
GLOBAL CENTRAL LABS AT PPD	2	87	6	6%	95
ADVENT HEALTH CENTRA CARE - KISSIMMEE		61	34	36%	95
THE TERRACE OF KISSIMMEE		80	15	16%	95
PEDIATRICS OF GREATER ORLANDO		85	10	11%	95
BAPTIST PRIMARY CARE, INC		90	5	5%	95
VISTA MANOR		92	3	3%	95
MV MEDICAL PRACTICE DBA PRIMARY URGENT CARE		92	3	3%	95
PEDIATRICS BY THE SEA		93	1	1%	94
DIAGNOSTIC SOLUTIONS		3	91	97%	94
24/7 PEDIATRIC CARE CENTERS INC		90	4	4%	94
BAY VUE NURSING AND REHABILITATION CENTER		89	5	5%	94
MONTEFIORE MEDICAL CENTER LABORATORIES - MOSES		86	8	9%	94
LITTLE PINE PEDIATRICS PLLC		89	5	5%	94
WHITE WILSON MEDICAL IMMEDIATE CARE NICEVILLE		1	92	99%	93
DEVANSH LAB WERKS INC		77	16	17%	93
FLORIDA DEPARTMENT OF HEALTH IN LAKE COUNTY	1	63	28	30%	92
LIFE CARE CENTER OF WINTER HAVEN		80	12	13%	92
STATMED QUICK QUALITY CLINIC AT NORTH PINELLAS		65	27	29%	92
ARBOR TRAIL		77	15	16%	92
CONEY ISLAND HOSPITAL		90	2	2%	92
NAVY HOSPITAL			91	100%	91
FLORIDA HEALTH CARE PLANS			91	100%	91

COVID-19: testing by laboratory

Data through Dec 21, 2020 verified as of Dec 22, 2020 at 09:25 AM

Data in this report are provisional and subject to change.

The numbers in the table below represent the number of Florida and non-Florida residents for whom test results were received by the Department of Health. A person can be tested by more than one laboratory and can have both positive and negative results. **Therefore, the sum of the numbers in each column will be larger than the total number of people tested.**

Reporting lab	Inconclusive	Negative	Positive	Percent positive	Total
SEMINOLE COUNTY HEALTH DEPARTMENT		73	18	20%	91
DAYSPRING VILLAGE		90	1	1%	91
NAPLES CHILDREN'S URGENT CARE		77	14	15%	91
ADVENT HEALTH CENTRA CARE - CITRUS PARK		8	83	91%	91
TIFFANY HALL NURSING AND REHAB CENTER		91			91
HEALTH CARE DISTRICT OF PALM BEACH COUNTY MAIN OFFICE	1	9	81	89%	91
PEDIATRIC ASSOCIATES OF OCALA PA		80	11	12%	91
ADVENT HEALTH CENTRA CARE - ORANGE CITY		14	77	85%	91
AMEERAH LABS, LLC		70	20	22%	90
WESTCHESTER MEDICAL CENTER		88	2	2%	90
Concordia Village of Tampa AL		90			90
SURREY PLACE CARE CENTER		85	5	6%	90
GEORGIA DEPARTMENT OF PUBLIC HEALTH		1	89	99%	90
AYERS HEALTH & REHABILITATION CENTER		90			90
SUNLAND MARIANNA COX MEDICAL CENTER		78	12	13%	90
SPRINGS AT LAKE POINTE WOODS		88	2	2%	90
DAIRY ROAD URGENT CARE		54	35	39%	89
ADVENT HEALTH CENTRA CARE - WATERMAN		78	11	12%	89
SONATA COCONUT CREEK	1	74	14	16%	89
WHITE PLAINS HOSPITAL CENTER LAB		87	2	2%	89
LEE COUNTY SCHOOL DISTRICT	1	82	6	7%	89
LAKEVIEW TERRACE RETIREMENT COMMUNITY		86	2	2%	88
TRADITION MEDICAL CENTER LABORATORY		48	40	45%	88
GOVERNOR'S CREEK HEALTH & REHABILITATION		87	1	1%	88
AVERO DIAGNOSTICS		64	24	27%	88
SOUTH CAMPUS FACILITY INC		83	5	6%	88
GRACE PEDIATRICS		72	16	18%	88
KEYS MEDICAL GROUP			88	100%	88
PACIFIC ANALYTICS			87	100%	87
KALEIDA HEALTH CENTER FOR LABORATORY		81	6	7%	87
BRANDON HEALTH AND REHABILITATION CENTER	1	85	1	1%	87
HURLBURT FIELD CLINIC		39	48	55%	87
HOBDAIRI FAMILY HEALTH LLC		58	29	33%	87
SMILEY MEDICAL GROUP		59	28	32%	87
CROSS POINTE CARE CENTER		86			86
ASCENSION MEDICAL GROUP		1	85	99%	86
FREEDOM INN AT TARPON SPRINGS		81	4	5%	85
MIAMI SHORES NURSING & REHAB		85			85
W. FRANK WELLS NURSING HOME		84	1	1%	85
HAVEN OF OUR LADY OF PEACE INC		85			85
FAST TRACK URGENT CARE CENTER - RIVERVIEW			85	100%	85
JACKSONVILLE NURSING AND REHAB CENTER		83	2	2%	85
ST MARK ASSISTED LIVING CENTER	1	73	11	13%	85
BOND CLINIC PA PEDIATRICS DEPT		72	13	15%	85
ADVENT HEALTH CENTRA CARE - SOUTH ORANGE		69	16	19%	85
THE WELLNESS CENTER AT LAKEWOOD RANCH			85	100%	85
RDV SPORTSPLEX PEDIATRICS		69	16	19%	85

COVID-19: testing by laboratory

Data through Dec 21, 2020 verified as of Dec 22, 2020 at 09:25 AM

Data in this report are provisional and subject to change.

The numbers in the table below represent the number of Florida and non-Florida residents for whom test results were received by the Department of Health. A person can be tested by more than one laboratory and can have both positive and negative results. **Therefore, the sum of the numbers in each column will be larger than the total number of people tested.**

Reporting lab	Inconclusive	Negative	Positive	Percent positive	Total
LEESBURG PEDIATRICS		80	5	6%	85
NORTH FLORIDA PEDIATRICS PA - DUVAL		81	3	4%	84
ADVENT HEALTH - PALM HARBOR ER		64	20	24%	84
PALMETTO FAMILY HEALTHCARE		41	43	51%	84
PINES OF SARASOTA GARDEN		84			84
DISCOVERY VILLAGE AT NAPLES		83			83
LAKE HOUSE ASSISTED LIVING		68	15	18%	83
THE COURTYARD ASSISTED LIVING		79	4	5%	83
LABCORP EMPLOYER SERVICES		82	1	1%	83
OAKS OF KISSIMMEE HEALTH AND REHABILITATION CENTER		83			83
FAMILY CARE PARTNERS OF NE FLORIDA LLC		46	37	45%	83
BROWARD HEALTH CORAL SPRINGS EPIDEMIOLOGY DEPT		1	82	99%	83
CABANA AT JENSEN DUNES, THE		83			83
MD 365 MEDICAL CARE		82	1	1%	83
QUICK CARE MED PL CR		80	3	4%	83
ORANGE BLOSSOM FAMILY HEALTH		78	4	5%	82
VIERA HOSPITAL			82	100%	82
THE PAVILION FOR HEALTH CARE		72	10	12%	82
LAB		29	53	65%	82
UNIVERSITY HEALTH SYSTEM INC		74	8	10%	82
Advent health care center Celebration		79	3	4%	82
HERON CLUB AT PRESTANCIA		80	2	2%	82
FAST TRACK URGENT CARE CENTER - WESTCHASE			82	100%	82
BORLAND GROOVER CLINIC	1	68	13	16%	82
NSPIRE HEALTHCARE TAMARAC		80	2	2%	82
CHAUTAUQUA REHABILITATION AND NURSING CENTER		80	1	1%	81
MIDWAY PRIMARY CARE, LLC		79	2	2%	81
RIDGEWOOD DIAGNOSTIC LABORATORY		77	4	5%	81
PALMS FACILITY INC		76	5	6%	81
PATRIOT MEDICAL LABORATORIES		79	2	2%	81
ADVENT HEALTH CENTRA CARE - HUNTERS CREEK	3	37	41	51%	81
CLYDE E LASSEN STATE VETERANS NURSING HOME		56	24	30%	80
CAREMOUNT MEDICAL - PATHOLOGY		78	2	3%	80
CITRUS MEMORIAL HEALTH SYSTEM LAB		2	78	98%	80
SEASIDE HEALTH AND REHABILITATION CENTER		24	56	70%	80
EDGEWATER AT WATERMAN VILLAGE		78	1	1%	79
DE LUNA HEALTH AND REHABILITATION CENTER		78	1	1%	79
CBS LABS OF TAMPA LLC		3	76	96%	79
JUPITER MEDICAL CENTER URGENT CARE			79	100%	79
CHILDREN MED CARE INC		67	12	15%	79
QUEENS HOSPITAL CENTER		77	2	3%	79
MINUTECLINIC LLC #3648		64	14	18%	78
LUIS A GHIGLINO MD PA		76	2	3%	78
NO FLORIDA PEDIATRICS, PA		72	6	8%	78
PINELLAS CARE CENTER		51	27	35%	78
VETERANS AFFAIRS MEDICAL CENTER - PALO ALTO		28	50	64%	78
NITE LITE PEDIATRICS - JACKSONVILLE		76	2	3%	78

COVID-19: testing by laboratory

Data through Dec 21, 2020 verified as of Dec 22, 2020 at 09:25 AM

Data in this report are provisional and subject to change.

The numbers in the table below represent the number of Florida and non-Florida residents for whom test results were received by the Department of Health. A person can be tested by more than one laboratory and can have both positive and negative results. **Therefore, the sum of the numbers in each column will be larger than the total number of people tested.**

Reporting lab	Inconclusive	Negative	Positive	Percent positive	Total
TGH URGENT CARE - SEMINOLE			78	100%	78
ESTERO ISLAND MEDICAL CENTER		63	14	18%	77
CATHOLIC HEALTH SYSTEM DEPT LABORATORY		75	2	3%	77
CONSULATE HEALTH CARE OF SARASOTA□		77			77
SIGNATURE HEALTHCARE OF PORT CHARLOTTE		72	5	6%	77
TRUE NORTH HEALTH NAVIGATION LLC DBA DISPATCHHEALTH	1	60	16	21%	77
SOUTHWEST ORLANDO FAMILY MEDICINE, PL		67	10	13%	77
ORANGE CITY NURSING AND REHAB		75	2	3%	77
FAST TRACK URGENT CARE CENTER - SOUTH TAMPA			77	100%	77
JOHN KNOX VILLAGE OF FLORIDA ALF	1	75	1	1%	77
DIAGNOSTIC LABORATORY OF OKLAHOMA		63	14	18%	77
Lakeside Nursing and Rehabilitation Center		69	8	10%	77
DYNAMIC MEDICAL USA			76	100%	76
NORTH PORT REHABILITATION AND NURSING CENTER□		75	1	1%	76
Courtyards of Orlando Care Center		75	1	1%	76
SAMANTHA WILSON CARE CENTER		74	1	1%	75
SOUTH BALDWIN MEDICAL CENTER GULF SHORES		62	13	17%	75
SARAPATH DIAGNOSTICS			75	100%	75
BENDERSON FAMILY SKILLED NURSING AND□		72	3	4%	75
ISLAND URGENT CARE PLLC DBA AFC URGENT CARE		73	1	1%	74
NOAH CLINICAL LABORATORY		63	11	15%	74
HEALTH PARK CARE CENTER		74			74
KORGENE LAB		22	52	70%	74
BIO-TECH CLINICAL LABORATORIES		41	33	45%	74
MAGNOLIA DIAGNOSTIC		1	73	99%	74
WINDSOR REFLECTIONS		74			74
SANDY RIDGE CENTER FOR REHABILITATION AND HEALING		71	3	4%	74
VILLAS OF HOLLY BROOK - BRADENTON 14TH		74			74
ASAP LABS LLC		71	3	4%	74
KINDRED HOSPITAL	5	67	1	1%	73
SCOTT LAKE HEALTH AND REHABILITATION CENTER		71	2	3%	73
ADVENT HEALTH CENTRA CARE - WINTER GARDEN		13	60	82%	73
CONSULATE HEALTH CARE - LAKE MARY		72	1	1%	73
PREDICTIVE LABORATORIES, INC	1	67	5	7%	73
Madison Health and Rehabilitation Center		42	30	42%	72
EXCEL PEDIATRICS		54	18	25%	72
HAVEN OF OUR LADY OF PEACE		72			72
WELLOW URGENT CARE PC		72			72
MEMORY CARE OF NAPLES		71			71
NO FLORIDA PEDIATRICS, PA - BRADFORD		60	11	15%	71
BROOKDALE OVIEDO		69	2	3%	71
HIGHLANDS MEDICAL CENTER		69	2	3%	71
ADVANCED LAB		67	4	6%	71
PALM HARBOR FAMILY PRACTICE & WALK-IN		53	18	25%	71
AMERICAN HOUSE-BONITA SPRINGS□		70	1	1%	71
AMMON LABS		61	10	14%	71
ALL FLORIDA FAMILY AND SPORTS MEDICINE		63	7	10%	70

COVID-19: testing by laboratory

Data through Dec 21, 2020 verified as of Dec 22, 2020 at 09:25 AM

Data in this report are provisional and subject to change.

The numbers in the table below represent the number of Florida and non-Florida residents for whom test results were received by the Department of Health. A person can be tested by more than one laboratory and can have both positive and negative results. **Therefore, the sum of the numbers in each column will be larger than the total number of people tested.**

Reporting lab	Inconclusive	Negative	Positive	Percent positive	Total
MEMORIAL MANOR		70			70
QPS, LLC		69	1	1%	70
HUNT CLUB PEDIATRIC ASSOCIATES PA		47	23	33%	70
BROWARD HEALTH MEDICAL CENTER		3	67	96%	70
SUNCOAST COMMUNITY HEALTH CENTERS PEDIATRICS		21	49	70%	70
Highlands Regional Hospital		63	7	10%	70
LAKE MORTON PLAZA□		67	3	4%	70
BIODESIX, INC.		54	16	23%	70
PROMEDICA LABORATORIES		21	49	70%	70
PLYMOUTH HOME FOR ADULTS, INC.	8	61	1	1%	70
HCSO OCCUPATIONAL HEALTH AND WELLNESS CENTER		55	15	21%	70
ARCPPOINT LABS OF SARASOTA MANATEE		18	52	74%	70
SIMED LABORATORY		57	12	17%	69
CLEVELAND CLINIC FOUNDATION		12	57	83%	69
PALM BEACH PEDIATRICS PA	1	59	9	13%	69
ARBOR GLEN AT ARBOR TRACE		62	7	10%	69
HERITAGE HEALTHCARE AND REHABILITATION CENTER		69			69
ERIE COUNTY MEDICAL CTR CLINICAL LABS		66	3	4%	69
EAST NEW YORK DIAGNOSTIC AND TREATMENT		66	3	4%	69
NATURE COAST MEDICAL GROUP		48	21	30%	69
USF HEALTH MORSANI CENTER		5	64	93%	69
HEALTH FIRST - PALM BAY HOSPITAL		2	66	97%	68
FINNISH AMERICAN REST HOME-ALF		66	2	3%	68
LIFE BRITE		66	2	3%	68
CARITHERS PEDIATRIC GROUP		55	13	19%	68
LABFIRST - DEPARTMENT OF PATHOLOGY		67	1	1%	68
PEDIATRIC HEALTHCARE ALLIANCE		58	10	15%	68
SUNCOAST OPTIMAL WELLNESS		23	45	66%	68
SOUTH GEORGIA MEDICAL CENTER		48	19	28%	67
AEL- MEMPHIS		17	50	75%	67
ADVENTHEALTH EXPRESSCARE		45	22	33%	67
STONY BROOK UNIVERSITY MEDICAL CENTER		59	8	12%	67
PHYSICIAN PARTNERS PERRY		43	24	36%	67
CHIPOLA MEDICAL ASSOCIATES, LLC		43	23	35%	66
LABCORP RTP		28	38	58%	66
DISCOVERY VILLAGE AT MELBOURNE		65	1	2%	66
HOLLEY NAVARRE MEDICAL CLINIC		40	26	39%	66
LATE HOURS URGENT CARE		47	19	29%	66
MEDEX MEDICAL EXPRESS OF PALATKA			66	100%	66
PONTE VEDRA GARDENS		64	1	2%	65
OAKHURST CENTER		65			65
VIERA DEL MAR HEALTH AND REHABILITATION CENTER		63	2	3%	65
ASSOCIATED CLINICAL LABORATORIES		58	7	11%	65
LAKE VIEW CARE CENTER AT DELRAY		64	1	2%	65
CARE ONE OF FLORIDA LLC		12	53	82%	65
OUT OF STATE		40	24	38%	64
URINEGOODHANDS LLC		62	2	3%	64

COVID-19: testing by laboratory

Data through Dec 21, 2020 verified as of Dec 22, 2020 at 09:25 AM

Data in this report are provisional and subject to change.

The numbers in the table below represent the number of Florida and non-Florida residents for whom test results were received by the Department of Health. A person can be tested by more than one laboratory and can have both positive and negative results. **Therefore, the sum of the numbers in each column will be larger than the total number of people tested.**

Reporting lab	Inconclusive	Negative	Positive	Percent positive	Total
HOLISTIX TREATMENT CENTERS		59	5	8%	64
Centre Pointe Health and Rehabilitation Center		63	1	2%	64
ADVENT HEALTH CENTRA CARE - POINCIANA		24	40	63%	64
URGENT CARE TCMA			64	100%	64
LAB PLUS, LLC AT SAINT THOMAS WEST HOSPITAL		50	14	22%	64
WATERMARK LAKE POINTE WOODS LLC		64			64
MINUTECLINIC DIAGNOSTIC OF SOUTH CAROLINA, LLC		58	6	9%	64
TGH URGENT CARE - TYRONE		2	62	97%	64
SUNY UPSTATE MEDICAL UNIVERSITY		60	4	6%	64
ARDEN COURTS OF TAMPA		64			64
FARAH MEDICAL		63	1	2%	64
MANOR CARE OF BOYNTON BEACH LLC		64			64
ST VINCENT'S BIRMINGHAM		59	4	6%	63
VIERA HEALTH AND REHABILITATION CENTER		62	1	2%	63
HUNTSVILLE HOSPITAL LABORATORY		47	16	25%	63
JOSEPH L MORSE GERIATRIC CENTER	2	59	2	3%	63
APC PEDIATRICS AT RYE ROAD MEDICAL PARK		63			63
CANOPY ON BERRYHILL, THE		48	15	24%	63
EISENHOWER ARMY MEDICAL CENTER		59	4	6%	63
F&T MEDICAL RESEARCH, INC		63			63
WADSWORTH HEALTH CENTER		60	3	5%	63
PRIMARY CARE SOUTH INC			63	100%	63
PLANTATION GENERAL HOSPITAL CLINICAL LAB		26	37	59%	63
MIAMI BEACH COMMUNITY HEALTH CENTER			62	100%	62
CLEARWATER STATMED QUICK QUALITY CLINICS		29	33	53%	62
NEMOURS CHILDREN'S PRIMARY CARE		51	11	18%	62
Cross Terrace REhabilitation		61	1	2%	62
SUMMER VISTA ASSISTED LIVING		37	25	40%	62
DOLPHIN POINTE HEALTH CARE LLC		52	10	16%	62
VIPEDIATRICS PLLC		59	3	5%	62
DOUGLAS T JACOBSON STATE VETERANS HOME		62			62
MED EXPRESS		6	56	90%	62
CENTRAL BALDWIN IMMEDIATE CARE & FAMILY PRACTICE		49	13	21%	62
CORAL GABLES NURSING & REHABILITATION CENTER		55	7	11%	62
S-H THIRTY-FIVE OPCO- PORT ST LUCIE, LLC	1	60			61
WINDSOR OAKS		60	1	2%	61
FAST TRACK URGENT CARE CENTER - BRANDON			61	100%	61
UNIVERSITY OF NORTH FLORIDA STUDENT HEALTH		58	3	5%	61
CL BRUMBACK PRIMARY CARE CLINICS		16	45	74%	61
PHYSICIANS REGIONAL MEDICAL CENTER - PINE RIDGE		18	43	70%	61
BOND CLINIC, PA		43	18	30%	61
EMERALD COAST HOSPICE		60	1	2%	61
CHILDRENS CLINIC WEST FLORIDA PEDIATRICS		58	3	5%	61
KR at Hillsborough Lakes/Lutz Healthcare		59	1	2%	60
The Grove Health and Rehabilitation		44	16	27%	60
NXGEN MDX		19	41	68%	60
ATRIUM AT LIBERTY PARK		59	1	2%	60

COVID-19: testing by laboratory

Data through Dec 21, 2020 verified as of Dec 22, 2020 at 09:25 AM

Data in this report are provisional and subject to change.

The numbers in the table below represent the number of Florida and non-Florida residents for whom test results were received by the Department of Health. A person can be tested by more than one laboratory and can have both positive and negative results. **Therefore, the sum of the numbers in each column will be larger than the total number of people tested.**

Reporting lab	Inconclusive	Negative	Positive	Percent positive	Total
EXACT SCIENCES LABORATORIES, LLC		15	45	75%	60
VILLA MARIA WEST SKILLED NURSING FACILITY		54	6	10%	60
BAY EDUCATORS WELLNESS CENTER		39	21	35%	60
GULF COAST MEDICAL CENTER		58	2	3%	60
INTERNAL LAB		50	9	15%	59
FLORIDA PEDIATRIC GROUP		27	32	54%	59
SENIOR LIVING VII TAMPA LLC	1	51	7	12%	59
BIOTECH		52	7	12%	59
SUMMIT MEDICAL GROUP		55	4	7%	59
DOCTORS MEMORIAL FAMILY PRACTICE	2	46	11	19%	59
MD LABS		34	25	42%	59
DB MD		54	5	8%	59
MINNESOTA TWINS		56	3	5%	59
MILLER BIOCONNECT		43	16	27%	59
WASHINGTON REHABILITATION AND NURSING CENTER		51	8	14%	59
STONY BROOK SOUTHAMPTON		57	1	2%	58
THE CANOPY AT BERRYHILL		58			58
POINTE, THE		56	2	3%	58
PROJECT HEALTH INC		48	10	17%	58
ISLAND COAST PEDIATRICS		56	2	3%	58
PIONEER CLINICAL LAB LLC		36	22	38%	58
REDI MED LLC			58	100%	58
MINUTECLINIC LLC #3255		51	7	12%	58
EAST ALABAMA MEDICAL CENTER LABORATORY		50	8	14%	58
SMA LAB		8	50	86%	58
WORKPLACE SCREENING INTELLIGENCE			58	100%	58
AMERICAN FAMILY MEDICAL		48	10	17%	58
EMBRY RIDDLE AERONAUTICAL UNIVERSITY HEALTH SERVICES			58	100%	58
FOUNTAIN INN NURSING & REHABILITATION CTR, INC		55	3	5%	58
Margate Health and Rehabilitation Center		56	2	3%	58
CENTRA CARE POINCIANA	1	45	12	21%	58
HARBORCHASE OF NAPLES		50	7	12%	57
Crystal Health & Rehab Center		57			57
J FRANK AVEY MD		46	11	19%	57
Solaris Senior Living North Naples ALF		52	5	9%	57
MEDIQUICK URGENT CARE CENTERS INC		21	36	63%	57
MILLENIUUM PHYSICIANS GROUP		1	56	98%	57
ANTHEM LAKES LLC		57			57
DAYSRING SENIOR LIVING LLC		56	1	2%	57
ASCENSION SACRED HEART BAY LABORATORY		54	3	5%	57
KAPG FLEMING ISLAND SENIOR HOUSING OPCO LLC	1	56			57
STEWART ROCKLEDGE HOSPITAL		33	23	41%	56
Sunnyside Nursing Home		53	3	5%	56
WHITE WILSON MEDICAL CENTER PA - NAVARRE			56	100%	56
Life Care Center of Sarasota		47	9	16%	56
VILLAGE PEDIATRICS LLC		45	11	20%	56
FAST TRACK URGENT CARE CENTER - WESLEY CHAPEL			56	100%	56

COVID-19: testing by laboratory

Data through Dec 21, 2020 verified as of Dec 22, 2020 at 09:25 AM

Data in this report are provisional and subject to change.

The numbers in the table below represent the number of Florida and non-Florida residents for whom test results were received by the Department of Health. A person can be tested by more than one laboratory and can have both positive and negative results. **Therefore, the sum of the numbers in each column will be larger than the total number of people tested.**

Reporting lab	Inconclusive	Negative	Positive	Percent positive	Total
FLAGLER COLLEGE HEALTH SERVICES		39	17	30%	56
MOBILE PHYSICIAN SERVICES INC		54	2	4%	56
GENPATH			56	100%	56
EAGLES WATCH CLUSTER		47	9	16%	56
TAVARES PEDIATRICS		51	4	7%	55
MD 365 MEDICAL CARE PLLC		55			55
SANDY PINES	2	51	2	4%	55
ALZHEIMERS CARE CENTER OF VIERA LTD		36	19	35%	55
US MEDICAL CARE, INC		47	8	15%	55
HUNTINGTON HOSPITAL LABORATORY		53	2	4%	55
HOLIDAY CVS LLC DBA CVS/PHARMACY #0440		55			55
SONATA HUNTERS CREEK		47	8	15%	55
TWIN CREEKS ASSISTED LIVING & MEMORY CARE		53	2	4%	55
PROMPT CARE OF CENTRAL FLORIDA			55	100%	55
PALM BAY URGENT CARE		28	27	49%	55
CENTRA CARE - CONWAY		21	33	61%	54
SARASOTA CO. HEALTH DEPT # 58		40	14	26%	54
CLERMONT HEALTH AND REHAB		40	14	26%	54
UNITED LABORATORY SERVICES CORPORATION		38	16	30%	54
CENTRAL FLORIDA HEALTHCARE GROUP LLC		47	7	13%	54
IQBAL A FARUQUI MD		43	11	20%	54
TIFFANY HALL NURSING AND REHAB		44	10	19%	54
ALTERNATIVE LIVING, INC DBA TWIN CITIES PAVILION		54			54
ST. CLOUD MEDICAL GROUP		54			54
FAMILY HEALTH CENTERS OF SOUTHWEST FLORIDA INC		34	20	37%	54
ST ANTHONYS REHABILITATION HOSPITAL	1	52	1	2%	54
MINUTECLINIC LLC #1807		46	8	15%	54
CRAIG BERGER MD PL D/B/A BAY AREA EYE INSTITUTE		54			54
MED COMP SCIENCES		1	52	98%	53
MINUTECLINIC LLC # 7933		43	10	19%	53
INDIGO MANOR		21	32	60%	53
BENTON HOUSE AT OAKLEAF		51	2	4%	53
Q ANSWER LAB	1	23	28	54%	52
HEARTLAND PEDIATRICS OF LAKE PLACID PA		42	10	19%	52
VETERANS AFFAIRS MEDICAL CENTER - GULF COAST		27	25	48%	52
VETERANS AFFAIRS ORLANDO VA MEDICAL CENTER			52	100%	52
ADVENT HEALTH		49	3	6%	52
WILSON MEMORIAL REGIONAL MEDICAL CENTER		49	3	6%	52
ADVENTHEALTH MEDICAL GROUP FAMILY MEDICINE AT		43	9	17%	52
LAKEVIEW INTERNAL MEDICINE		27	25	48%	52
NCH DOWNTOWN NAPLES HOSPITAL		1	51	98%	52
PARKSIDE INN		52			52
ROSECASTLE OF CITRUS		52			52
INTERNAL MEDICINE SPECIALIST		46	6	12%	52
CARENOW LAKE MARY			52	100%	52
GULFVIEW MEDICAL INSTITUTE		51			51
FLORIDA HEART & VASCULAR MULTISPECIALTY GROUP PA		35	16	31%	51

COVID-19: testing by laboratory

Data through Dec 21, 2020 verified as of Dec 22, 2020 at 09:25 AM

Data in this report are provisional and subject to change.

The numbers in the table below represent the number of Florida and non-Florida residents for whom test results were received by the Department of Health. A person can be tested by more than one laboratory and can have both positive and negative results. **Therefore, the sum of the numbers in each column will be larger than the total number of people tested.**

Reporting lab	Inconclusive	Negative	Positive	Percent positive	Total
MICRO PATH LABORATORIES INC		49	2	4%	51
CITRUS MEMORIAL HOSPITAL			51	100%	51
REGENTS PARK OF BOCA RATON		49	2	4%	51
LENOX HILL HOSPITAL		46	4	8%	50
BIG BOCA SMILES LLC		49	1	2%	50
GV NAPLES OPCO, LLC		50			50
LECONTE MEDICAL CENTER LAB		37	13	26%	50
DOS OF NORTH SHORES NURSING & REHAB CENTER		50			50
BROOKDALE FORT MYERS THE COLONY		50			50
SNH BRFL TENANT LLC		50			50
CLERMONT HEALTH AND REHABILITATION CENTER		50			50
GATEWAY CARE CENTER		50			50
CENTURY CENTER FOR REHABILITATION & HEALING		37	13	26%	50
FRICKS PHARMACY		38	11	22%	49
PHYSICIANS PRIMARY CARE OF SOUTHWEST FLORIDA		39	10	20%	49
NITE LITE PEDIATRICS - PORT ST. LUCIE		42	7	14%	49
SOLARIS SENIOR LIVING NORTH NAPLES		48	1	2%	49
FAWCETT MEMORIAL HOSPITAL LABORATORY			49	100%	49
SOMERBY LAKE NONA		48	1	2%	49
SONATA BOCA RATON		48	1	2%	49
ADVENT HEALTH - PALM COAST			49	100%	49
PEDIATRIC SPECIALISTS MEDICAL GROUP	1	47	1	2%	49
USF		1	48	98%	49
NORTH SHORE UNIVERSITY HOSPITAL LABORATORY		44	4	8%	48
GENEDX		36	12	25%	48
ADVENT HEALTH CENTRA CARE - EAST ORLANDO		21	27	56%	48
BAY CENTER HURRICANE SHELTER		48			48
AFC PHYSICIANS OF FLORIDA		37	11	23%	48
ZON BEACHSIDE LLC		39	9	19%	48
BIOIQ			48	100%	48
FHMG LAKE MARY PEDS		41	7	15%	48
SOFT CELL LABORATORIES		45	3	6%	48
KINDRED HOSPITAL THE PALM BEACHES		46	2	4%	48
KENDALL REGIONAL MEDICAL CENTER LAB	3		45	94%	48
RESTORE HEALTH URGENT CARE		20	28	58%	48
NAPLES PEDIATRICS INC		43	5	10%	48
ALLIANCE PEDIATRICS		24	23	49%	47
PORT SAINT LUCIE HOSPITAL		47			47
ALLEGRO		47			47
JAMES A HALEY VETERANS HOSPITAL			47	100%	47
ALEXANDER NININGER STATE VETERANS		47			47
ST FRANCIS HOSPITAL		41	6	13%	47
PEDIATRIC CARE CENTER- JACKSONVILLE BEACH		19	28	60%	47
TRINITY AL SENIOR HOUSING LLC		44	3	6%	47
AFTER HOURS PEDIATRICS INC	1	1	45	96%	47
ORLANDO HEALTH AND REHAB CENTER		12	35	74%	47
INTERLAB		1	46	98%	47

COVID-19: testing by laboratory

Data through Dec 21, 2020 verified as of Dec 22, 2020 at 09:25 AM

Data in this report are provisional and subject to change.

The numbers in the table below represent the number of Florida and non-Florida residents for whom test results were received by the Department of Health. A person can be tested by more than one laboratory and can have both positive and negative results. **Therefore, the sum of the numbers in each column will be larger than the total number of people tested.**

Reporting lab	Inconclusive	Negative	Positive	Percent positive	Total
EAST MANATEE FAMILY	1	1	44	96%	46
HARTFORD HEALTH SERVICES LLC		46			46
ADVENT HEALTH CENTRA CARE - SAND LAKE		17	29	63%	46
H LEE MOFFITT CANCER CENTER MICRO		46			46
CHILDREN'S HOSPITAL OF ALABAMA		45	1	2%	46
FAMILY EXTENDED CARE OF CENTRAL TAMPA		46			46
HARBORCHASE OF VERO BEACH		43	3	7%	46
PREMIER PLACE HEALTHCARE AT THE GLENVIEW		46			46
SONNIS PEDIATRICS PA		45	1	2%	46
ST MARK VILLAGE		43	3	7%	46
PALMS EDGE		43	3	7%	46
ADVENT HEALTH MEDICAL GROUP OB GYN AT		39	6	13%	45
UNIVERSITY OF CENTRAL FLORIDA HEALTH SERVICES		45			45
CATHOLIC HEALTH SERVICES REGIONAL LAB		41	4	9%	45
PEDIATRICS IN BREVARD PA- ROCKLEDGE		39	6	13%	45
MINUTECLINIC LLC #3637		33	12	27%	45
ALTAMONTE PEDIATRIC ASSOCIATES		31	14	31%	45
SEMINOLE SPORTS AND FAMILY MEDICINE		44	1	2%	45
SOUTHPORT SQUARE HARBOUR HEALTH		45			45
BARRY UNIVERSITY STUDENT HEALTH SERVICES		35	10	22%	45
MOOSEHAVEN LIFE CARE CENTER		44			44
VISITING PHYSICIANS ASSOCIATION		40	4	9%	44
MY CLINICAL LAB INC		4	40	91%	44
SUMMIT AT VENICE	2	41	1	2%	44
FORT MYERS REHABILITATION AND NURSING CENTER		42	2	5%	44
ELMCROFT OF BELLA VITA		36	8	18%	44
PEDIATRICS OF CENTRAL FLORIDA - SAINT CLOUD	2	40	2	5%	44
PALM BAY PEDIATRICS		33	11	25%	44
ISLAND DOCTORS			44	100%	44
ALLIANCE OF PHYSICIANS AGAINST COVID-19			44	100%	44
HEALTH FIRST - CAPE CANAVERAL HOSPITAL		1	43	98%	44
BAPTIST MEDICAL CENTER SOUTH		32	12	27%	44
STUART URGENT CARE			43	100%	43
MEDIPATH LLC			43	100%	43
Darcy Hall Of Life Care		43			43
ADVENT HEALTH - LAKE MARY		35	8	19%	43
WINTER GARDEN REHAB AND NURSING CENTER		40	3	7%	43
Guardian Care Nursing and Rehabilitation Center		43			43
PINNACLES PEDS CARE PA		43			43
FLORIDA HEALTH CARE		6	37	86%	43
BRANCH MEDICAL CLINIC			43	100%	43
WASHINGTON REHAB AND NURSING		41	2	5%	43
CARENOW URGENT CARE - LAKE MARY			43	100%	43
SOUTHEAST ALABAMA MEDICAL CENTER			43	100%	43
LAKE MARY KIDS CENTRA CARE		33	10	23%	43
PANAMA PHARMACY	2	36	5	12%	43
ADVENTHEALTH CENTRA CARE WINTER HAVEN		1	42	98%	43

COVID-19: testing by laboratory

Data through Dec 21, 2020 verified as of Dec 22, 2020 at 09:25 AM

Data in this report are provisional and subject to change.

The numbers in the table below represent the number of Florida and non-Florida residents for whom test results were received by the Department of Health. A person can be tested by more than one laboratory and can have both positive and negative results. **Therefore, the sum of the numbers in each column will be larger than the total number of people tested.**

Reporting lab	Inconclusive	Negative	Positive	Percent positive	Total
FLORIDA ATLANTIC UNIVERSITY STUDENT HEALTH		30	12	29%	42
ROSECASTLE AT DELANEY CREEK		41	1	2%	42
A COUNTRY PLACE ASSISTED LIVING FACILITY		42			42
NAVARRE GARDENS		41	1	2%	42
QUOTIENT SCIENCES			42	100%	42
ADVENT HEALTH - MOUNT DORA		6	36	86%	42
Atlantic Shore Nursing and Rehab		42			42
TROY REGIONAL MEDICAL CENTER		34	8	19%	42
PRIME HEALTH OF NORTH PORT LLC		38	4	10%	42
GREENLEAF ALF		42			42
FLORIDA HOSPITAL		26	16	38%	42
FLORIDA DEPARTMENT OF HEALTH IN CALHOUN COUNTY		23	18	44%	41
FLORIDA HOSPITAL NEW SMYRNA		4	37	90%	41
PEDIATRICS OF CENTRAL FLORIDA KISSI		33	8	20%	41
BioReference Laboratories, Inc		6	35	85%	41
PRECISION HEALTH SOLUTIONS LAB		9	32	78%	41
GRAND OAKS OF JENSEN BEACH LLC		41			41
CENTRA CARE - APOPKA	1	2	38	93%	41
SOLARIS HEALTHCARE BAYONET POINT		40	1	2%	41
REDI-MED WALK-IN FAMILY CARE			41	100%	41
STEINHATCHEE FAMILY MEDICAL CENTER		37	4	10%	41
RITECARE MED CTR H			41	100%	41
SUNNY HILLS ALF OF SEBRING INC		38	3	7%	41
Peninsula Care and Rehab		38	2	5%	40
PRIDE DIAGNOSTICS		24	16	40%	40
AMERICAN FAMILY MEDICAL LLC		26	14	35%	40
INN AT THE FOUNTAINS, THE		34	6	15%	40
DAVID POSNACK JEWISH DAY SCHOOL		40			40
CLINICA HISPANA			40	100%	40
ADVANCED MEDICAL GROUP		1	39	98%	40
CERTUS MTD OPCP LLC		39	1	3%	40
FAMILY EXTENDED CARE OF WINTER HAVEN		39	1	3%	40
WELL HEALTH WORKS		39	1	3%	40
HEALTH DESIGNS		34	6	15%	40
MEDEX MEDICAL EXPRESS OF PALATKA LLC			39	100%	39
CLINICAL RESEARCH SEQUENCING PLATFORM		8	31	79%	39
BROWARD HEALTH MEDICAL CENTER CLINICAL LAB			39	100%	39
BAY COUNTY JAIL ANNEX		34	5	13%	39
POPLAR HEALTHCARE PLLC	1	11	27	69%	39
BRONX LEBANON HOSPITAL-MEDICAL CENTER		36	3	8%	39
URGENT CARE & WELLNESS CENTER		10	29	74%	39
ROCKLEDGE REGIONAL MEDICAL CENTER		30	9	23%	39
NEXT MOLECULAR ANALYTICS		9	30	77%	39
MID FLORIDA PATHOLOGY LLC MOBILE UNIT #4		22	17	44%	39
MEDICATION ROOMS-CSU/CI NURSE STATION	1	33	5	13%	39
COOPER FAMILY MEDICAL, PLLC		34	5	13%	39
EXPERTUS LABORATORIES INC		13	26	67%	39

COVID-19: testing by laboratory

Data through Dec 21, 2020 verified as of Dec 22, 2020 at 09:25 AM

Data in this report are provisional and subject to change.

The numbers in the table below represent the number of Florida and non-Florida residents for whom test results were received by the Department of Health. A person can be tested by more than one laboratory and can have both positive and negative results. **Therefore, the sum of the numbers in each column will be larger than the total number of people tested.**

Reporting lab	Inconclusive	Negative	Positive	Percent positive	Total
MAIMONIDES-SHALOM ACADEMY, INC		38	1	3%	39
TGH URGENT CARE POWERED BY FAST TRACK			39	100%	39
ADVENT HEALTH EXPRESS CARE		3	36	92%	39
BOND CLINIC PA		8	30	79%	38
FLORIDA MEDICAL CLINIC PA		35	3	8%	38
OPPENHEIMER PLASTIC SURGERY LLC		36	2	5%	38
ADVENT HEALTH - LAKE WALES		28	10	26%	38
PALM RIVER COMMUNITY HEALTH CENTER		33	5	13%	38
RAINBOW PEDIATRICS PC LLC / BREAKFAST POINT		38			38
BOND CLINIC, PA		9	29	76%	38
UNIVERSITY OF ALABAMA		35	3	8%	38
HOMEWOOD RESIDENCE AT FREEDOM PLAZA		37	1	3%	38
NEW YORK PRESBYTERIAN - QUEENS DIAGNOSTIC		37	1	3%	38
CAPITAL REGIONAL MEDICAL CENTER		2	36	95%	38
CLARE BRIDGE OF SARASOTA		37	1	3%	38
MINUTECLINIC LLC #3236		34	4	11%	38
Cross Landings Health and Rehabilitation		38			38
FIRST CHOICE URGENT CARE		10	28	74%	38
RIVER TOWN DIAGNOSTIC LLC		13	25	66%	38
CHAMBREL AT ISLAND LAKE		36	1	3%	37
PATHOGENIUS LABORATORIES		30	7	19%	37
MAGNOLIA FAMILY URGENT CARE		35	2	5%	37
FLORIDA HEALTH CARE DELAND			37	100%	37
FHMG_CTR FOR SENIOR HEALTH		32	5	14%	37
ONE MILO		37			37
PONCE THERAPY CARE CENTER		34	3	8%	37
FLORIDA DEPARTMENT OF HEALTH CLAY COUNTY		25	12	32%	37
APOLLOMDX LABS		16	21	57%	37
JUNIPER VILLAGE AT NAPLES		36	1	3%	37
SARATOGA HOSPITAL LABORATORY		34	3	8%	37
THE COLLIER AT NAPLES		36	1	3%	37
PENNSYLVANIA DEPT OF HEALTH		20	17	46%	37
MACADAMS HOME HEALTH AGENCY		37			37
FAMILY EXTENDED CARE OF SEBRING INC		35	2	5%	37
SUSANNA WESLEY HEALTH CENTER		33	4	11%	37
ROCHESTER GENERAL HOSPITAL LABORATORY		36	1	3%	37
BOULEVARD REHABILITATION CENTER		24	13	35%	37
EMERALD COAST BEHAVIORAL HOSPITAL		35	2	5%	37
SOMERBY OF SANTA ROSA BEACH		35	2	5%	37
MAINSTREAM DIAGNOSTIC LABORATORY LLC		31	5	14%	36
LOURDES HOSPITAL INC		34	2	6%	36
ROHR HOME		33	3	8%	36
BVL/LITTLE ANGEL PEDIATRICS		36			36
NEW SMYRNA BEACH URGENT CARE			36	100%	36
BENTON HOUSE OF ST. JOHNS		36			36
DOH-WEST PALM BEACH BRANCH LABORATORY		2	34	94%	36
KINDRED HOSPITAL-BAY AREA-ST PETERSBURG LAB		36			36

COVID-19: testing by laboratory

Data through Dec 21, 2020 verified as of Dec 22, 2020 at 09:25 AM

Data in this report are provisional and subject to change.

The numbers in the table below represent the number of Florida and non-Florida residents for whom test results were received by the Department of Health. A person can be tested by more than one laboratory and can have both positive and negative results. **Therefore, the sum of the numbers in each column will be larger than the total number of people tested.**

Reporting lab	Inconclusive	Negative	Positive	Percent positive	Total
CYPRESS COVE		34	2	6%	36
CAPE REGIONAL MEDICAL CENTER		35	1	3%	36
JERICOHO URGENT CARE		33	3	8%	36
CHARLES CROFT MD	1	35			36
LAKELAND REGIONAL HEALTH LAKE MIRIAM		3	32	91%	35
ECOLAB GROUP		7	28	80%	35
ADVENT HEALTH - FISH MEMORIAL		2	33	94%	35
CANTERFIELD OF CLAY COUNTY		34	1	3%	35
IRL		4	31	89%	35
TRADITIONAL HOME HEALTH OF PALM BEACH INC		35			35
NORTH FLORIDA SPINE AND WELLNESS		30	5	14%	35
ARBOR OAKS AT TYRONE	1	34			35
CARDIOLOGY AND MEDICINE ASSOCIATES		26	9	26%	35
P23 LABS		35			35
FLORIDA DEPARTMENT OF HEALTH IN LIBERTY COUNTY		27	8	23%	35
RIVERSIDE RECOVERY OF TAMPA		34	1	3%	35
BAYSHORE PATHOLOGY		34	1	3%	35
ARDEN COURTS OF DELRAY BEACH FL LLC		35			35
HR SARASOTA OPERATOR LLC		25	10	29%	35
PARAMOUNT WALK-IN CLINIC		1	33	97%	34
life Care Center of Melbourne		20	14	41%	34
ARBOR TERRACE SAN JOSE LLC		33	1	3%	34
MENTAL HEALTH CARE INC		29	5	15%	34
GRAND ST PAUL CVS		34			34
SUNRISE URGENT CARE ASSOCIATES LLC D/B/A	1	13	20	59%	34
CENTRA CARE - LAKE NONA		3	31	91%	34
AMERICAN MEDICAL RESPONSE		34			34
ADVENTHEALTH EXPRESS CARE AT WALGREENS 49TH STREET		27	7	21%	34
CORAL GABLES HOSPITAL			34	100%	34
MOLECULAR DIAGNOSTICS		1	33	97%	34
PATRICK AIR FORCE BASE		3	31	91%	34
CHERRY OAK PALM BEACH COUNTY		33			33
Palms at Ponte Vedra Assisted Living and Memory Care		32	1	3%	33
Kensington Gardens		33			33
BIOREFERENCE LABORATORIES		3	30	91%	33
MALCOM RANDALL DEPT OF VAMC			33	100%	33
ST. MARYS MEDICAL CENTER		1	32	97%	33
QHC UPSTATE MEDICAL PC		28	5	15%	33
BEACHES PEDIATRICS PA		32	1	3%	33
BOND CLINIC		3	30	91%	33
SANFORD MOBILE LAB PGA TOUR		32	1	3%	33
Surrey Place Healthcare and Rehabilitation		33			33
ADVENTIST HEALTH SYSTEM FLORIDA		26	7	21%	33
ACCURATE DIAGNOSTIC LAB		32	1	3%	33
AHSE ROP		32	1	3%	33
KINDRED HOSPITAL MELBOURNE		33			33
PRMG - EAST NAPLES		23	10	30%	33

COVID-19: testing by laboratory

Data through Dec 21, 2020 verified as of Dec 22, 2020 at 09:25 AM

Data in this report are provisional and subject to change.

The numbers in the table below represent the number of Florida and non-Florida residents for whom test results were received by the Department of Health. A person can be tested by more than one laboratory and can have both positive and negative results. **Therefore, the sum of the numbers in each column will be larger than the total number of people tested.**

Reporting lab	Inconclusive	Negative	Positive	Percent positive	Total
MEDLOGIC LABORATORIES		3	30	91%	33
IMA MEDICAL GROUP		23	10	30%	33
MARQUIS LABS, LLC		33			33
KAPG ST AUGUSTINE SENIOR HOUSING OPCO LLC		33			33
COOPER FAMILY MEDICAL PLLC		25	8	24%	33
AYERS NURSING AND REHABILITATION CENTER		33			33
BROOKDALE PALMER RANCH	1	31			32
COLLIER HMA PHYSICIAN MANAGEMENT LLC		26	6	19%	32
Palm Garden of Largo		32			32
EGLIN AFB		9	23	72%	32
MISSION OAKS ASSISTED LIVING		31	1	3%	32
WESTMINSTER ST AUGUSTINE		32			32
STEWARD SEBASTIAN RIVER MEDICAL CENTER		27	5	16%	32
BIOFIRE		7	25	78%	32
ST AUGUSTINE PEDIATRIC ASSOC		30	2	6%	32
AZALEA TRACE PHYSICIAN SERVICES		32			32
PHYSICIAN ASSOCIATES LLC		26	6	19%	32
RASHDA ALBIBI M.D. P.A.		30	2	6%	32
CEDAR CREEK AT KINGS BAY INC		32			32
HOLZER HEALTH CENTER			32	100%	32
SH HERON EAST LLC		32			32
LITTLE NECK URGENT CARE		31	1	3%	32
OPIS COQUINA CENTER		32			32
AMERICAN HOUSE COCONUT POINT		30	2	6%	32
HAWTHORN HOUSE		28	4	13%	32
QUICK CARE MED LLC		26	6	19%	32
DOH		17	15	47%	32
MINUTECLINIC DIAGNOSTIC OF RHODE ISLAND, LLC #1544		31	1	3%	32
ORCHID COVE AT DAYTONA		29	3	9%	32
SEMINOLE TRIBE OF FLORIDA		24	8	25%	32
PENSACOLA PEDIATRICS, PA		27	5	16%	32
AU HEALTH		26	5	16%	31
WEST ISLIP URGENT CARE		31			31
Life Care Center at Inverrary		31			31
NORTHWELL HEALTH PLAINVIEW HOSPITAL LABORATORY		25	6	19%	31
METRO KNOXVILLE HMA		25	6	19%	31
KINDRED AT HOME		25	6	19%	31
IPSUM DIAGNOSTICS		3	28	90%	31
BAYFRONT MEDICAL		23	8	26%	31
VILLAGE ON THE ISLE		27	4	13%	31
NORTH FLORIDA INTERNAL MEDICINE PA		25	6	19%	31
NEOGENOMICS LABORATORIES INC		31			31
DISCOVERY COMMONS AT BRADENTON		31			31
CRANE CENTER		22	9	29%	31
NIGHT LITE PEDIATRICS URGENT CARE CENTER			31	100%	31
INTERNAL MEDICINE ASSOCIATES PA		29	2	6%	31
VETERANS HOME			31	100%	31

COVID-19: testing by laboratory

Data through Dec 21, 2020 verified as of Dec 22, 2020 at 09:25 AM

Data in this report are provisional and subject to change.

The numbers in the table below represent the number of Florida and non-Florida residents for whom test results were received by the Department of Health. A person can be tested by more than one laboratory and can have both positive and negative results. **Therefore, the sum of the numbers in each column will be larger than the total number of people tested.**

Reporting lab	Inconclusive	Negative	Positive	Percent positive	Total
ESCAMBIA COUNTY JAIL		18	13	42%	31
MIAMI VA HEALTHCARE SYSTEM			31	100%	31
REDI-MED WALK IN FAMILY CLINIC			31	100%	31
BARKLEY PLACE		31			31
MANOR CARE OF PALM HARBOR		31			31
BUECHELE DENTAL PA DBA CLERMONT FAMILY DENTISTRY		26	4	13%	30
LabCorp L#09258130 M#09258125		12	18	60%	30
REGENCY PARK ASSISTED LIVING FACILITY		29	1	3%	30
LCS SANDHILL COVE LLC DBA		29	1	3%	30
PERSONAL PEDIATRICS		27	3	10%	30
QUALITY URGENT CARE AND WELLNESS		23	7	23%	30
AMEERAH LABS			30	100%	30
PHOSPHORUS DIAGNOSTICS		27	3	10%	30
HERITAGE WATERSIDE		27	3	10%	30
ADVENT HEALTH CENTRA CARE - APOPKA NORTH		10	20	67%	30
OAK MANOR NURSING HOME		29	1	3%	30
BRIDGEVIEW CENTER LLC		27	3	10%	30
PECONIC BAY MEDICAL CENTER LABORATORY		24	6	20%	30
TAYLORVILLE FAMILY MEDICINE		22	7	24%	29
JACKSONVILLE UNIVERSITY		27	2	7%	29
MARTIN ACQUISITION 1 LLC DBA		28	1	3%	29
WUESTHOFF MEMORIAL HOSPITAL			29	100%	29
TRADITIONAL HOME CARE INC		29			29
AMERICAN HOUSE SENIOR LIVING		29			29
IMA MEDICAL GROUP POINCIANA		14	15	52%	29
EC OPCO CARROLLWOOD LLC		23	6	21%	29
Golfview Healthcare Center		29			29
CENTRA CARE - DR. PHILLIPS		1	28	97%	29
PRINCETON VILLAGE		26	3	10%	29
Crossbreeze care center		28	1	3%	29
HOSPICE OF ST FRANCIS INC		28	1	3%	29
UNIVERSITY HOSPITAL		25	4	14%	29
WESTWOOD NURSING AND REHABILITATION		28	1	3%	29
MINUTECLINIC LLC #5924		25	4	14%	29
BELVEDERE COMMONS OF SUN CITY CENTER		29			29
SOUTHERN LABORATORY		6	23	79%	29
COMPREHENSIVE CHILDCARE		23	6	21%	29
NEMOURS CHILDREN'S CLINIC		22	7	24%	29
JACKSON HEALTH SYSTEM		1	28	97%	29
EC OPCO PENSACOLA, LLC		29			29
TITUSVILLE FAMILY PRACTICE		14	15	52%	29
UNIV OF ROCHESTER-STRONG MEMORIAL HOSP		28	1	3%	29
P4CLINICAL	3	2	24	83%	29
FHMG- FLORIDA HOSPITAL MEDICAL GROUP		20	8	29%	28
ACTIVE SENIOR LIVING		26	2	7%	28
NIGHT LITE PEDIATRICS CENTER LLC		8	20	71%	28
LONGLEAF DIAGNOSTIC LABORATORIES		3	25	89%	28

COVID-19: testing by laboratory

Data through Dec 21, 2020 verified as of Dec 22, 2020 at 09:25 AM

Data in this report are provisional and subject to change.

The numbers in the table below represent the number of Florida and non-Florida residents for whom test results were received by the Department of Health. A person can be tested by more than one laboratory and can have both positive and negative results. **Therefore, the sum of the numbers in each column will be larger than the total number of people tested.**

Reporting lab	Inconclusive	Negative	Positive	Percent positive	Total
BALMORAL TENANT SERVICES INC		28			28
ELLENTON PEDIATRICS PA		25	3	11%	28
PORT ST LUCIE HOSPITAL		25	3	11%	28
ADVANCED MEDICAL OF NAPLES LLC			28	100%	28
HERNANDO COUNTY FIRE RESCUE DISTRICT		12	16	57%	28
MEDICAL CONSULTANTS OF FLORIDA LLC		27	1	4%	28
FERN PARK DEVELOPMENTAL CENTER			28	100%	28
PALM GARDEN OF JACKSONVILLE		27	1	4%	28
MAUREEN OROURKE-FUTEY			28	100%	28
PINELLAS COUNTY JAIL			28	100%	28
NADAL PEDIATRICS		24	4	14%	28
LAKELAND NURSING AND REHABILITATION CENTER			27	100%	27
Heartland Health Care Center North Sarasota		17	10	37%	27
UCLA HEALTHCARE CLINICAL LABS		23	4	15%	27
GOOD HEARTS COVID TESTING		8	19	70%	27
PLAINVIEW URGENT CARE		26	1	4%	27
SUNCOAST LABS			27	100%	27
VENICE REGIONAL MEDICAL CENTER BAYFRONT HEALTH		7	20	74%	27
MINUTE CLINIC INCORPORATE		22	5	19%	27
HOLISTIC PEDIATRICS GROUP LLC		25	2	7%	27
COASTAL INTERNAL MEDICINE		21	6	22%	27
ARIZONA DEPARTMENT OF HEALTH SERVICES			27	100%	27
MAINSTREET FAMILY URGENT CARE		1	26	96%	27
KINDRED HOSPITAL - SOUTH FLORIDA		27			27
OAKTREE HEALTHCARE			27	100%	27
KINDRED HOSPITAL NORTH FLORIDA		25	2	7%	27
EXPRESS CARE OF BELLEVIEW		27			27
EVERLYWELL		15	12	44%	27
CDC		17	10	37%	27
EDEN AT CRESTVIEW		12	15	56%	27
CONNECTICUT DEPARTMENT OF HEALTH		22	5	19%	27
HOSPICE OF THE EMERALD COAST INC - PANAMA CITY		26			26
SANTA BARBARA CARE CENTER		16	10	38%	26
MONCRIEF ARMY HEALTH CLINIC			26	100%	26
HEALTH FIRST - VIERA HOSPITAL		1	25	96%	26
CROSS CITY REHABILITATION AND HEALTH CARE CENTER		26			26
SUMMIT MEDICAL GROUP PA		26			26
WILLOWBROOKE COURT AT ST ANDREWS ESTATES		22	4	15%	26
ADVENT HEALTH PARTIN SETTLEMENT HEALTH PARK		18	8	31%	26
FAST TRACK URGENT CARE CENTER - SEMINOLE			26	100%	26
PALM BAY HOSPITAL			26	100%	26
PULMONARY SPECIALISTS OF THE PALM BEACHES		16	10	38%	26
THE MINIER URGENT CARE		20	6	23%	26
CENTRA CARE - SAND LAKE		1	25	96%	26
LINCOLN DIAGNOSTIC LAB		25	1	4%	26
UNION MEDICAL CARE		26			26
LOOP PEDIATRICS		22	4	15%	26

COVID-19: testing by laboratory

Data through Dec 21, 2020 verified as of Dec 22, 2020 at 09:25 AM

Data in this report are provisional and subject to change.

The numbers in the table below represent the number of Florida and non-Florida residents for whom test results were received by the Department of Health. A person can be tested by more than one laboratory and can have both positive and negative results. **Therefore, the sum of the numbers in each column will be larger than the total number of people tested.**

Reporting lab	Inconclusive	Negative	Positive	Percent positive	Total
NORTH FLORIDA PEDIATRICS		25	1	4%	26
LONG ISLAND JEWISH MED CTR		25	1	4%	26
WHOLE FAMILY HEALTH CENTER INC		18	7	28%	25
RENAISSANCE AT THE TERRACES		25			25
ADVENT HEALTH CENTRA CARE - LAKE BUTLER BOULEVARD			25	100%	25
MED ONE AT SAINT AUGUSTINE		20	5	20%	25
WATERCREST ST LUCIE WEST		24	1	4%	25
PENSACOLA DEVELOPMENTAL CENTER		9	16	64%	25
FLORIDA HEALTH CARE PLANS INC		1	24	96%	25
WOMENS CARE FLORIDA LABORATORY		25			25
CDR MAGUIRE - MIAMI BEACH CC MISSION 17388		2	23	92%	25
LAFAYETTE NURSING AND REHABILITATION CENTER		25			25
VITAS HEALTHCARE CORP OF FLORIDA		25			25
ST. CLOUD HOSPITAL		20	5	20%	25
RJ LEE GROUP	1	23	1	4%	25
QUALITY URGENT CARE AND WELLNESS PL		19	6	24%	25
ARCPPOINT LABS OF FORT LAUDERDALE		25			25
SANITAS		4	21	84%	25
SUNTREE INTERNAL MEDICINE		25			25
UNIPATH		18	7	28%	25
LAKE CITY VA MEDICAL CENTER			25	100%	25
WAVE CREST HEALTH AND REHABILITATION CENTER		25			25
CDR MAGUIRE INC	1	2	22	88%	25
FAMILY CARE PARTNERS		15	10	40%	25
PRACTICE MANAGEMENT OF AMERICA, INC.		3	22	88%	25
STATEN ISLAND UNIVERSITY HOSPITAL-POUCH		25			25
BAY COUNTY SHERIFFS OFFICE JAIL FACILITY		21	4	16%	25
PORT SAINT JOHN FAMILY PRACTICE		18	6	25%	24
AVENTIS BIO-SERVICES CTL		24			24
ISLAND URGENT CARE PLLC		24			24
WELLOW URGENT CARE		23	1	4%	24
CITYMD OF MANAHAWKIN		22	2	8%	24
THE CHAPPEL GROUP RESEARCH		24			24
MADWAR		19	5	21%	24
UNION MEDICAL CARE PLLC		24			24
LABORATORY DYNAMICS		20	4	17%	24
TUKA PEDIATRICS		1	23	96%	24
WEST		14	10	42%	24
LAKE HOWELL FAMILY MEDICINE ASSOCIATES		18	6	25%	24
AFTER HOURS PEDIATRICS			24	100%	24
MEDCOMP SCIENCES			24	100%	24
SENIOR HEALTH OF WINTER PARK DUNDEE		24			24
VILLAGES REHABILITATION AND NURSING CENTER		24			24
BROOKDALE JENSEN BEACH		24			24
MINUTE CLINIC LLC #2216		23	1	4%	24
University Hills health and Rehabilitation		15	9	38%	24
MEDRITE URGENT CARE		16	8	33%	24

COVID-19: testing by laboratory

Data through Dec 21, 2020 verified as of Dec 22, 2020 at 09:25 AM

Data in this report are provisional and subject to change.

The numbers in the table below represent the number of Florida and non-Florida residents for whom test results were received by the Department of Health. A person can be tested by more than one laboratory and can have both positive and negative results. **Therefore, the sum of the numbers in each column will be larger than the total number of people tested.**

Reporting lab	Inconclusive	Negative	Positive	Percent positive	Total
Coastal Health and Rehabilitation Center		23	1	4%	24
SEVEN HILLS HEALTH AND REHABILITATION CENTER		24			24
MINUTECLINIC DIAGNOSTIC OF RHODE ISLAND, LLC #212		24			24
GRAMERCY PARK URGENT CARE		24			24
COURTYARDS OF ORLANDO		24			24
WESTMINSTER WOODS ON JULINGTON CREEK		22	2	8%	24
HERITAGE OAKS ASSISTED LIVING & MEMORY CARE		20	4	17%	24
RESEARCH CENTERS OF AMERICA, LLC		19	5	21%	24
TRUGENX		1	23	96%	24
BRIGHTON EGGERT PHARMACY INC		24			24
NOBLE SENIOR LIVING		3	20	87%	23
STEWART MEDICAL GROUP, INC		17	6	26%	23
PARK WEST MEDICAL CENTER		22	1	4%	23
UF HEALTH NORTH JACKSONVILLE			23	100%	23
UNIVERSITY HILLS HEALTH AND REHABILITATION CENTER		18	5	22%	23
FELICIDAD MEDICAL CENTER			23	100%	23
Mt Sinai Aventura			23	100%	23
SOLARIS SENIOR LIVING OF MERRITT ISLAND		23			23
PENSACOLA PEDIATRICS - PACE		16	7	30%	23
EGL GENETIC DIAGNOSTICS		1	22	96%	23
BRISTOL AT TAMPA, THE		20	3	13%	23
STUART LODGE LIVING LLC		4	19	83%	23
MOOSEHAVEN HEALTH CENTER		12	11	48%	23
PORT CHARLOTTE REHABILITATION CENTER		20	3	13%	23
HENNEPIN COUNTY MEDICAL CENTER (HCMC)		12	11	48%	23
MINUTECLINIC LLC #3748		19	4	17%	23
CENTRAL FLORIDA PEDIATRICS		13	10	43%	23
LEVY COUNTY DEPARTMENT OF HEALTH		19	4	17%	23
CARE ONE OF FLORIDA		8	15	65%	23
ISLAND COAST PEDIATRICS PA		22	1	4%	23
THE TERRACE OF JACKSONVILLE		3	20	87%	23
DEVELOPMENTAL DISABILITIES DEFENDANT PROGRAM		23			23
WEST VOLUSIA FAMILY AND SPORTS MEDICINE		23			23
HARMONY CLINIC		1	22	96%	23
SARASOTA MEMORIAL NURSING & REHABILITATION CTR		22			22
WESTPAC LABS		1	21	95%	22
TEN HEALTHCARE		6	16	73%	22
ROCKLEDEGE REGIONAL MEDICAL CENTER		17	5	23%	22
VASSAR BROTHERS MEDICAL CENTER LABORATORY		21	1	5%	22
ROYAL PALM SENIOR RESIDENCE		22			22
WARDE MEDICAL LABORATORY		15	7	32%	22
JA POC MANUAL SUBSECTION		21	1	5%	22
DIACARTA INC.		22			22
WUESTHOFF MEDICAL CENTER-MELBOURNE			22	100%	22
BRENTWOOD RETIREMENT COMMUNITY		20	2	9%	22
WASHINGTON COUNTY HEALTH DEPARTMENT		11	11	50%	22
MILLENNIUM PHYSICIAN GROUP LLC		18	4	18%	22

COVID-19: testing by laboratory

Data through Dec 21, 2020 verified as of Dec 22, 2020 at 09:25 AM

Data in this report are provisional and subject to change.

The numbers in the table below represent the number of Florida and non-Florida residents for whom test results were received by the Department of Health. A person can be tested by more than one laboratory and can have both positive and negative results. **Therefore, the sum of the numbers in each column will be larger than the total number of people tested.**

Reporting lab	Inconclusive	Negative	Positive	Percent positive	Total
FIRST CHOICE PEDIATRICS LOOP		20	2	9%	22
APOLLO SURGERY CENTER		20	2	9%	22
FLORIDA PEDIATRICS		6	16	73%	22
TARPON BAYOU CENTER			22	100%	22
SUNQUEST		3	19	86%	22
MADISON COUNTY MEMORIAL HOSP		12	10	45%	22
ADVENT HEALTH - LAKE MARY PEDIATRICS		15	7	32%	22
KEY PRIMARY CARE			22	100%	22
MAKO MEDICAL		14	8	36%	22
BAPTIST HEALTH SOUTH FLORIDA - WEST BOCA URGENT CARE			22	100%	22
BONIFAY NURSING AND REHAB CENTER			22	100%	22
PRECISION HEALTH SOLUTIONS		12	10	45%	22
OKEECHOBEE COUNTY HEALTH DEPT	1	12	9	41%	22
MOBILE DIVISION LABORATORY		7	15	68%	22
FHMG--FLORIDA HOSPITAL MEDICAL GROUP		19	3	14%	22
BROOKDALE UNIVERSITY HOSPITAL		21	1	5%	22
MINUTECLINIC DIAGNOSTIC OF TEXAS, LLC		20	2	9%	22
MAGNOLIA MEDICAL CLINIC		1	20	95%	21
MONTEFIORE NEW ROCHELLE HOSPITAL		20	1	5%	21
PATHGROUP			21	100%	21
The Care Center at Pinellas Park		18	3	14%	21
WOLFF CTR FOR CHILD & ADOLESCENT HEALTH PLLC,THE		17	4	19%	21
ST JUDE CHILDRENS RESEARCH HOSPITAL		21			21
NORTH FLORIDA MEDICAL CENTER		19	2	10%	21
MENORAH HOUSE		20	1	5%	21
ERDOX		20	1	5%	21
CLINICAL PATHOLOGY LABORATORIES SOUTHEAST			21	100%	21
BISHOP GRADY VILLAS		21			21
VALENCIA HOUSE ALF		21			21
PANCARE HEALTH - BONIFAY K-8			21	100%	21
TGH URGENT CARE - RIVERVIEW			21	100%	21
BEEHIVE HOMES OF GULF BREEZE		19	2	10%	21
A2Z DIAGNOSTICS		21			21
WINDERMERE MEDICAL CENTER		18	3	14%	21
GASTROENTEROLOGY ASSOCIATES OF PENSACOLA PA		20	1	5%	21
BOCA BIOLISTIC REFERENCE LAB			21	100%	21
SEA PINES REHABILITATION HOSPITAL		21			21
STATE LAB		2	19	90%	21
RIVERHEAD URGENT CARE		21			21
NURSES HELPING HANDS INC ALF		21			21
FLORIDA MEDICAL CLINIC LLC		20	1	5%	21
ALL MY KIDS PEDIATRICS INC		15	6	29%	21
INTERNATIONAL MEDICAL LABORATORY		20			20
NIGHT LITE PEDIATRIC CENTER		10	10	50%	20
MEDICAL EXPRESS CORP		18	2	10%	20
HENDRY REGIONAL CORPORATE HEALTH			20	100%	20
FLORIDA HOSPITAL LABS		11	9	45%	20

COVID-19: testing by laboratory

Data through Dec 21, 2020 verified as of Dec 22, 2020 at 09:25 AM

Data in this report are provisional and subject to change.

The numbers in the table below represent the number of Florida and non-Florida residents for whom test results were received by the Department of Health. A person can be tested by more than one laboratory and can have both positive and negative results. **Therefore, the sum of the numbers in each column will be larger than the total number of people tested.**

Reporting lab	Inconclusive	Negative	Positive	Percent positive	Total
ENGLEWOOD HOSPITAL AND MEDICAL CENTER		16	4	20%	20
UPMC CHAUTAUQUA AT WCA LABORATORY		19	1	5%	20
RADIOLOGY ASSOCIATES OF VENICE AND ENGLEWOOD		19	1	5%	20
HOSPICE OF MARTIN & ST LUCIE, INC		20			20
POINT OF CARE CLINICS PRIMARY CARE		20			20
GRAND OAKS OF PALM CITY LLC	1	18	1	5%	20
ROCKLEDGE FAMILY HEALTH			20	100%	20
PREMISE HEALTH MIA			20	100%	20
HEALTHY MINORS, LLC.		20			20
JAMAICA HOSPITAL MEDICAL CENTER		19	1	5%	20
FINLAY C. LABORATORY		3	17	85%	20
POARCH BANC CREEK INDIANS TRIBAL HEALTH DEPARTMENT			20	100%	20
HEARTLAND HEALTHCARE AND REHAB CENTER			20	100%	20
WILLOW BROOKE COURT AT AZALEA TRACE		20			20
CL BRUMBACK PRIMARY CARE CLINIC LANTANA		2	18	90%	20
GOOD SAMARITAN HOSPITAL LABORATORY		17	3	15%	20
Wiregrass Rehabilitation Center and Nursing Home		20			20
MAYO CLINIC JACKSONVILLE		1	19	95%	20
HUNT CLUB PEDIATRIC ASSOCIATES LLC		19	1	5%	20
NORTH CAROLINA DEPARTMENT OF HEALTH & HUMAN SERVICES			20	100%	20
BAY PEDIATRICS PA		18	2	10%	20
BULLS HEAD URGENT CARE		20			20
BAY PINES MEDICAL ASSOCIATES		1	19	95%	20
CARENOW - DOWNTOWN NORTH GULCH		20			20
STETSON UNIVERSITY STUDENT HEALTH CENTER		3	17	85%	20
ADVENT HEALTH PRIMARY CARE PLUS, WINTER GARDEN		16	4	20%	20
AMERICAN ESOTERIC LABORATORIES		5	15	75%	20
PHYSICIANS STAT		1	19	95%	20
REDITUS LABORATORIES			20	100%	20
RENAISSANCE SENIOR LIVING	1	19			20
WEST BROWARD CARE CENTER		19	1	5%	20
TGH MEDICAL GROUP LABORATORY CARROLLWOOD			20	100%	20
UNIVERSITY MEDICAL CTR OF PRINCETON AT		18	2	10%	20
ARDEN COURTS OF WINTER SPRINGS		18	2	10%	20
LABORATORY ALLIANCE OF CENTRAL NEW YORK		19	1	5%	20
SEVEN RIVERS REGIONAL MEDICAL CENTER		5	14	74%	19
JEFFERSON K-12, A SOMERSET SCHOOL- CLINIC		16	3	16%	19
MADISON COUNTY MEMORIAL HOSPITAL LABORATORY		14	5	26%	19
ESOTERIX GENETIC LABORATORIES		16	3	16%	19
MINUTECLINIC, LLC #08366		15	4	21%	19
LAKE WALES OPERATING GROUP LLC		18	1	5%	19
CROSSWINDS HEALTH AND REHABILITATION CENTER		19			19
NORTH FLORIDA PEDIATRICS - JACKSONVILLE		17	2	11%	19
MOBILE MEDICAL ASSOCIATES PL		9	10	53%	19
Summit Medical Group, Pa Db a Citymd		18	1	5%	19
GREEN GABLES ASSISTED LIVING FACILITY		19			19
THE COMMONWEALTH OF MASSACHUSETTS			19	100%	19

COVID-19: testing by laboratory

Data through Dec 21, 2020 verified as of Dec 22, 2020 at 09:25 AM

Data in this report are provisional and subject to change.

The numbers in the table below represent the number of Florida and non-Florida residents for whom test results were received by the Department of Health. A person can be tested by more than one laboratory and can have both positive and negative results. **Therefore, the sum of the numbers in each column will be larger than the total number of people tested.**

Reporting lab	Inconclusive	Negative	Positive	Percent positive	Total
LINCOLN MEDICAL AND MENTAL HEALTH CENTER		18	1	5%	19
FLORIDA DEPARTMENT OF HEALTH IN TAYLOR COUNTY		16	3	16%	19
INTERCOASTAL MEDICAL GROUP			19	100%	19
LAB INTERMARKET FACILITY LAB		1	18	95%	19
FAMILY MEDICAL CARE OF PALM BEACH		1	18	95%	19
CENTRAL FLORIDA HEALTH CARE INC		2	17	89%	19
BETHUNE-COOKMAN UNIVERSITY		1	18	95%	19
220 GOLDEN, LLC		19			19
STONE WASH CLINICAL LABORATORIES		2	17	89%	19
HARBORCHASE OF WELLINGTON CROSSING		18	1	5%	19
MINUTE CLINIC, LLC DBA MINUTECLINIC #4505		18	1	5%	19
VETERANS AFFAIRS MEDICAL CENTER - NEW YORK HARBOR		18	1	5%	19
BAYVIEW MEDICAL		19			19
INTEGRATED REGIONAL LABORATORIES - LARGO			19	100%	19
PANCARE HEALTH GULF COUNTY		10	9	47%	19
SOUTHSIDE HOSPITAL NORTHWELL HEALTH LABORATORY		18	1	5%	19
MED HEALTH SERVICES		18	1	5%	19
STEWART MEDICAL GROUP INC			18	100%	18
CLERMONT URGENT CARE			18	100%	18
DCH REGIONAL MEDICAL CENTER LABORATORY		17	1	6%	18
Hampton Court Nursing and Rehabilitation Center		17	1	6%	18
MARATHON HEALTH FOR LIFE		16	2	11%	18
MORTON PLANT			18	100%	18
HARTFORD HOSPITAL ANCILLARY LAB		17	1	6%	18
JACKSON NORTH MEDICAL CENTER		2	16	89%	18
BROWARD HEALTH IMPERIAL POINT NURSING			18	100%	18
LAKE GIBSON VILLAGE, LLC		18			18
ST PETER'S BENDER LABORATORY		18			18
XPRESS WELLNESS URGENT CARE			18	100%	18
NOVANT HEALTH		14	4	22%	18
CHILDREN'S MEDICAL CENTER			18	100%	18
ACCESS 365 URGENT CARE		7	11	61%	18
TPCA CLINICAL LABORATORIES		15	3	17%	18
CLERMONT ADVENTHEALTH CENTRA CARE			18	100%	18
CVS			18	100%	18
RESIDENCE AT BAY VUE		18			18
DAVID LAWRENCE CENTER		15	3	17%	18
MOBILE DOC FL, LLC		15	3	17%	18
MOORINGS PARK OAKSTONE AT GREY OAKS		17	1	6%	18
COLONY CARE CENTER		9	9	50%	18
MADISON CORE LABORATORIES		17	1	6%	18
MORTON PLANT HOSPITAL NURSING			18	100%	18
GENESIS DERMATOLOGY		16	2	11%	18
WALK IN MEDICAL URGENT CARE		18			18
FLORIDA COMMUNITY HEALTH CENTER OF ST. LUCIE		1	17	94%	18
TOTAL RENAL LABORATORIES INC		13	5	28%	18
FAMILY CARE CYPRESS CREEK		1	17	94%	18

COVID-19: testing by laboratory

Data through Dec 21, 2020 verified as of Dec 22, 2020 at 09:25 AM

Data in this report are provisional and subject to change.

The numbers in the table below represent the number of Florida and non-Florida residents for whom test results were received by the Department of Health. A person can be tested by more than one laboratory and can have both positive and negative results. **Therefore, the sum of the numbers in each column will be larger than the total number of people tested.**

Reporting lab	Inconclusive	Negative	Positive	Percent positive	Total
JOHNS HOPKINS CHILDREN'S HOSPITAL			18	100%	18
GENERAL INTERNAL MEDICINE MEDICAL CTR CLINIC		13	5	28%	18
CAREMED INTERNAL MEDICINE			17	100%	17
UVMC MICROBIOLOGY		16	1	6%	17
WINTER PARK FAMILY PRACTICE LLC		17			17
HOLY NAME HOSPITAL LABORATORY		16	1	6%	17
CARESPOT		1	16	94%	17
KIVA AT CANTERBURY			17	100%	17
LONG TERM CARE OF GULF BREEZE LLC		17			17
Citymd Of Toms River		15	2	12%	17
CHIPOLA MEDICAL ASSOCIATES		2	15	88%	17
MICHIGAN DEPARTMENT OF HEALTH AND HUMAN SERVICES			17	100%	17
DELAND WELLNESS CENTER			17	100%	17
SUNSHINE URGENT CARE LLC			17	100%	17
ASCENSION ST VINCENT'S PRIMARY CARE			17	100%	17
FIRSTCARE CLINIC		2	15	88%	17
AMMON ANALYTICAL LABORATORIES		15	2	12%	17
CARE CENTERS OF NASSAU		16	1	6%	17
NORTH PINELLAS CHILDRENS MEDICAL CENTER			17	100%	17
NORTH CENTRAL BRONX HOSPITAL		16	1	6%	17
ST. JUDES LABORATORIES		12	5	29%	17
PANCARE HEALTH - FREEPORT CLINIC SUITE B		15	2	12%	17
ESTATES MEDICAL CENTER		12	5	29%	17
COLORADO DEPARTMENT OF HEALTH LABORATORY SERVICES DIVISION			17	100%	17
CONSOLIDATED LAB SERVICES		8	9	53%	17
FAMILY EXTENDED CARE OF PUNTA GORDA		17			17
Cleveland Clinic Laboratories		4	13	76%	17
PUBLIC SQUARE PHARMACY LLC		15	2	12%	17
COAST MED URGENT CARE		16	1	6%	17
WALGREEN EASTERN CO, INC		17			17
PROFESSIONAL URGENT CARE SERVICES		12	4	25%	16
ALL FLORIDA FAMILY & SPORTS MEDICINE		15	1	6%	16
SRMC AVALON		9	7	44%	16
GLEN COVE HOSPITAL		16			16
SAMFORD UNIVERSITY HEALTH SERVICES		15	1	6%	16
RIVERWOOD HEALTH NH LLC		16			16
WALGREENS COVID-19		14	2	13%	16
ERIC C MARSHAL MD, PC DBA MINUTECLINIC		15	1	6%	16
CRUCIAL CARE		10	6	38%	16
HEALTH CENTRAL HOSPITAL			16	100%	16
RITECARE MEDICAL CENTER			16	100%	16
ST ELIZABETH MEDICAL CENTER LABORATORY		15	1	6%	16
PRIME CARE ONE LLC/HARBORCHASE OF VENICE			16	100%	16
MILLENNIUM PHYSICIAN GRP LLC NAPLES PINE RIDGE			16	100%	16
APOLLO HEALTH & REHABILITATION		11	5	31%	16
LIFE CARE CENTER OF JACKSONVILLE			16	100%	16
URGENT CARE WEST CLINIC		14	2	13%	16

COVID-19: testing by laboratory

Data through Dec 21, 2020 verified as of Dec 22, 2020 at 09:25 AM

Data in this report are provisional and subject to change.

The numbers in the table below represent the number of Florida and non-Florida residents for whom test results were received by the Department of Health. A person can be tested by more than one laboratory and can have both positive and negative results. **Therefore, the sum of the numbers in each column will be larger than the total number of people tested.**

Reporting lab	Inconclusive	Negative	Positive	Percent positive	Total
CSL PLASMA INC		3	13	81%	16
ASURANCE SCIENTIFIC LABORATORIES		16			16
DESOTO PALMS ALF		16			16
INTERNAL MEDICINE ASSOCIATES & SPECIALTIES INC		15	1	6%	16
CONNECTDX		4	12	75%	16
NO NAME		8	8	50%	16
WHITE WILSON MEDICAL CENTER IMMEDIATE CARE			16	100%	16
ARTHREX MEDICAL CENTER		10	6	38%	16
HARMONY HEALTH OPCO, LLC		15	1	6%	16
JOSEPH MIGNOGNA		13	3	19%	16
SPRING MANOR ASSISTED LIVING		16			16
MINUTE CLINIC DIAGNOSTIC OF SC, LLC #75		15	1	6%	16
BRANDON COMMUNITY HEALTH CENTER		9	7	44%	16
INTERNAL MEDICINE & PEDIATRICS OF TAMPA BAY PA		10	6	38%	16
FLAGLER HOSPITAL INC	2		14	88%	16
HERNANDO ENDOSCOPY AND SURGERY CENTER		14	2	13%	16
MED PLUS FLORENCE		12	4	25%	16
CAPE CORAL HOSPITAL ABG LABORATORY		10	6	38%	16
ADVENT HEALTH CENTRA CARE - LAKE BUENA VISTA			16	100%	16
FAST TRACK URGENT CARE CENTER - TYRONE			16	100%	16
BOND AND STEELE CLINIC, PA		14	2	13%	16
MEDEXPRESS - BLOOMIN BRANDS		4	12	75%	16
XERA MED RESEARCH			16	100%	16
BONIFAY NURSING AND REHABILITATION CENTER			16	100%	16
URGENT CARE CLINIC OF LINCOLN		14	2	13%	16
OPTUMCARE FLORIDA LLC		1	15	94%	16
BROOKWOOD BAPTIST MEDICAL CENTER		15	1	6%	16
COUNTY OF LOS ANGELES			16	100%	16
STUART REHABILITATION AND HEALTHCARE		4	12	75%	16
TALLAHASSEE DEVELOPMENTAL CENTER		15			15
ADDINGTON PLACE AT WELLINGTON GREEN		15			15
PROFESSIONAL PEDIATRICS		14	1	7%	15
HOLLEY-NAVARRE MEDICAL CLINIC		5	10	67%	15
EASTLAKE PEDIATRICS - TRINITY		15			15
TELEVISIT MALABAR PEDIATRICS		5	10	67%	15
SINAI HOSPITAL OF BALTIMORE		15			15
PALMETTO PEDIATRICS			15	100%	15
ORLANDO HEALTH		2	13	87%	15
FLAGLER HOSPITAL LABORATORY		2	13	87%	15
REGENEXX TAMPA BAY		13	2	13%	15
MINUTECLINIC DIAGNOSTIC		15			15
KEY WEST MEDICAL CENTER	1	14			15
COLONY CLUB ALF,THE		15			15
ADVENT HEALTH - ZEPHYRHILLS			15	100%	15
ALAN A SMITH MD LLC		14	1	7%	15
THE RESIDENCE AT TIMBER PINES		15			15
MCW MENTAL HEALTH LLC		15			15

COVID-19: testing by laboratory

Data through Dec 21, 2020 verified as of Dec 22, 2020 at 09:25 AM

Data in this report are provisional and subject to change.

The numbers in the table below represent the number of Florida and non-Florida residents for whom test results were received by the Department of Health. A person can be tested by more than one laboratory and can have both positive and negative results. **Therefore, the sum of the numbers in each column will be larger than the total number of people tested.**

Reporting lab	Inconclusive	Negative	Positive	Percent positive	Total
EMERGENCY PHYSICIANS MEDICAL CENTER LLC		6	9	60%	15
INNOVATION CLINICAL TRIALS, INC			15	100%	15
HODGES CLUSTER		2	13	87%	15
UAH STUDENT HEALTH CENTER		10	5	33%	15
ORLANDO LUTHERAN TOWERS ASSISTED LIVING		15			15
WEISS PEDIATRIC CARE LLC		14	1	7%	15
FAMILY CARE CENTER OF ARLINGTON		10	5	33%	15
MILTON 4707		15			15
DIATHERIX		13	2	13%	15
JACOBI MEDICAL CENTER		15			15
SPEARHEAD MEDICAL			15	100%	15
UM MILLER SCHOOL OF MEDICINE			15	100%	15
HEALTHCARE NOW			15	100%	15
HOME CARE PHARMACY		15			15
HELIX DIAGNOSTICS			15	100%	15
BOZEMAN HEALTH DEACONESS HOSPITAL		12	3	20%	15
HARBOUR ISLAND PEDIATRICS		9	6	40%	15
ALABAMA CLINICS		7	8	53%	15
MEDEXPRESS URGENT CARE - BLOOMINGTON		14	1	7%	15
ALL PEDIATRIC CARE			15	100%	15
ST CATHERINE OF SIENA HOSPITAL		14	1	7%	15
DALE MEDICAL CENTER		10	5	33%	15
PINES NURSING HOME		14	1	7%	15
NOVANT HEALTH GOHEALTH URGENT CARE-HARRISBURG		8	7	47%	15
ANDALUSIA HEALTH		7	8	53%	15
SIGNATURE HEALTHCARE OF ORANGE PARK		14			14
BOCA SIMON		2	12	86%	14
NEW YORK PRESBYTERIAN - ALLEN HOSPITAL		14			14
ASHRAF MEDICAL GROUP PLLC DBA PULSE MD		14			14
MARTHA'S HOUSE & ASSISTED LIVING FACILITY		14			14
GRAND VILLA OF ST. PETERSBURG		12	2	14%	14
PSL NAPLES BH OPERATIONS, LLC		14			14
NEW YORK METHODIST HOSPITAL		13	1	7%	14
EMERITUS AT NAPLES	1	13			14
HUNT CLUB MEDICAL		12	2	14%	14
HORIZON ALF		14			14
MEDEMERGE		13	1	7%	14
BENTON HOUSE OF PORT ORANGE		8	6	43%	14
BIO-TECH CLINICAL LABORATORIES INC		14			14
WELLINGTON FAMILY PRACTICE		13	1	7%	14
POLK CHD BARTOW		13	1	7%	14
MARIANNA HEALTH AND REHABILITATION CENTER		14			14
ADVENT HEALTH - CARROLLWOOD		6	8	57%	14
SYNIVERSE WELLNESS CENTER		12	2	14%	14
NORTHWESTERN MEMORIAL HOSPITAL			14	100%	14
ADVANCED URGENT CARE		12	2	14%	14
CANTON-POTSDAM HOSPITAL LABORATORY		14			14

COVID-19: testing by laboratory

Data through Dec 21, 2020 verified as of Dec 22, 2020 at 09:25 AM

Data in this report are provisional and subject to change.

The numbers in the table below represent the number of Florida and non-Florida residents for whom test results were received by the Department of Health. A person can be tested by more than one laboratory and can have both positive and negative results. **Therefore, the sum of the numbers in each column will be larger than the total number of people tested.**

Reporting lab	Inconclusive	Negative	Positive	Percent positive	Total
OSCEOLA ALF OPERATOR, LLC DBA□		14			14
MINUTECLINIC LLC #1350		12	2	14%	14
THE CANOPY AT HARPER LAKE	1		13	93%	14
OKEECHOBEE HEALTHCARE FACILITY			14	100%	14
ROADS PEDIATRICS,LLC		13	1	7%	14
ALAN L MELOTEK MD		14			14
ASTORIA HEALTH AND REHABILITATION CENTER		13	1	7%	14
PONCE PLAZA NURSING & REHAB CENTER		3	11	79%	14
CARESPOT OF NOCATEE			14	100%	14
AURORA DIAGNOSTICS		3	11	79%	14
EPIPHANY HEALTH		8	6	43%	14
FLORIDA HOSPITAL WINTER GARDEN		13	1	7%	14
HAWKINS FAMILY MEDICINE LLC		9	5	36%	14
PANCARE HEALTH - JACKSON COUNTY		9	5	36%	14
ADVANCED EMURGENT CARE		7	7	50%	14
INSTITUTE OF PATHOLOGY KINGS COUNTY		14			14
FORT SANDERS REGIONAL LABORATORY		14			14
CINNAMON COVE ALF		14			14
HEALTHFIRST ADVENT HEALTH CENTRA CARE COCOA BEACH			14	100%	14
ROWLETT MIDDLE ACADEMY		11	2	15%	13
Cross Care Center			13	100%	13
FAST TRACK URGENT CARE CENTER - DOWNTOWN		1	12	92%	13
JUST FOR KIDS PEDIATRICS		5	8	62%	13
MORRIS PARK URGENT CARE		10	3	23%	13
WEINBERG VILLAGE		13			13
ROBERT WOOD JOHNSON UNIVERSITY HOSP		11	2	15%	13
REGENCY SQUARE MALL - SEARS		2	11	85%	13
HEALTH MED CENTERS		13			13
LONG BEACH URGENT CARE		13			13
NEWYORK-PRESBYTERIAN/ LAWRENCE HOSPITAL LABORATORY		11	2	15%	13
LAKE PLACID HEALTH AND REHABILITATION			13	100%	13
UNIVERSITY LAB			13	100%	13
PARKWEST MEDICAL CENTER		11	2	15%	13
ENCOMPASS HEALTH REHABILITATION HOSPITAL		13			13
BROOKLYN HOSPITAL CENTER DOWNTOWN CAMPUS		13			13
DYNAMIC DNA LAB		1	12	92%	13
EXPRESS FAMILY CARE LLC			13	100%	13
MEADOWCREST MOLECULAR DIAGNOSTICS, LLC			13	100%	13
BERNHARDT LABORATORIES		3	10	77%	13
ESCAMBIA COMMUNITY CLINIC		2	11	85%	13
PRIMECARE OF DOTHAN-DALEVILLE CLINIC		11	2	15%	13
FLORIDA STATE HOSPITAL			13	100%	13
Sunnyside Care Center		13			13
JOSEPH SCHENKER MD PC DBA CENTERS URGENT		11	2	15%	13
WEST COAST FAMILY MEDICAL CARE		9	4	31%	13
SHORE MEMORIAL HOSPITAL		12	1	8%	13
MERCY MEDICAL URGENT CARE CENTER INC		2	11	85%	13

COVID-19: testing by laboratory

Data through Dec 21, 2020 verified as of Dec 22, 2020 at 09:25 AM

Data in this report are provisional and subject to change.

The numbers in the table below represent the number of Florida and non-Florida residents for whom test results were received by the Department of Health. A person can be tested by more than one laboratory and can have both positive and negative results. **Therefore, the sum of the numbers in each column will be larger than the total number of people tested.**

Reporting lab	Inconclusive	Negative	Positive	Percent positive	Total
CORE LABORATORY		1	12	92%	13
CLINICAL LABORATORY SERVICES			13	100%	13
SOUTHEAST FAMILY HEALTHCARE CENTER			13	100%	13
OPIS ISLAND LAKE CENTER		13			13
CLEVELAND CLINIC			13	100%	13
VILLA OF KINGS AND QUEENS OF DELRAY		13			13
EASTERN SHORE URGENT CARE		8	5	38%	13
FORT WALTON BEACH DEVELOPMENTAL CENTER		12	1	8%	13
FUNGAL REFERENCE LABORATORY		12	1	8%	13
ST VINCENT'S EAST		12	1	8%	13
FAMILY AND INTERNAL MEDICINE AT AVALON PARK		11	2	15%	13
IN-OFFICE LAB		12	1	8%	13
WIREGRASS CLINIC LLC		11	2	15%	13
EAR NOSE & THROAT ASSOCIATES OF MANATEE PA		13			13
TIMBERLANE LODGE ALF		6	7	54%	13
PREMIER MEDICAL ASSOCIATES ALL FLORIDA LLC		12			12
BARNETT PARK □			12	100%	12
LEON CHD		12			12
DEPT OF VA MEDICAL CENTER - BAY PINES			12	100%	12
FLORIDA DEPT OF HEALTH		4	8	67%	12
ARBOR TERRACE ORTEGA LLC		12			12
ADVENT HEALTH EXPRESS		9	3	25%	12
NAPLES GREEN VILLAGE		12			12
HUDSON VALLEY HOSPITAL CENTER LABORATORY		11	1	8%	12
LONG ISLAND JEWISH VALLEY STREAM		12			12
MAINSTREET FAMILY SELECT		1	11	92%	12
MI2297090CV HOLLAND-23D2189684		12			12
PANCARE HEALTH - MALONE CLINIC		12			12
NCHD		3	9	75%	12
MIAMI CLINICAL RESEARCH CORP			12	100%	12
BROOKDALE PADDOCK HILLS		12			12
TOTAL ACCESS URGENT CARE			12	100%	12
ST JOSEPH HOSPITAL		11	1	8%	12
UR CARE FAMILY AND SPORTS MEDICINE			12	100%	12
APPLE DIAGNOSTICS LAB		5	7	58%	12
LABCORP BURLINGTON		1	11	92%	12
FLORIDA DEPARTMENT OF HEALTH IN HILLSBOROUGH COUNTY			12	100%	12
BAPTIST MEDICAL CENTER EAST		9	3	25%	12
GLEN OAKS HEALTH AND REHABILITATION CENTER			12	100%	12
NEMOURS CHILDREN'S URGENT CARE, ORLANDO - WATERFORD LAKES			12	100%	12
MARION PEDIATRICS PA		9	3	25%	12
MIDDLETOWN MEDICAL P C		5	7	58%	12
BETHESDA HEALTH PHYSICIAN GROUP INC			12	100%	12
BROWARD DIALYSIS			12	100%	12
ACADIAN DIAGNOSTIC LABORATORIES		8	4	33%	12
JESSIE TRICE COMMUNITY HEALTH SYSTEM, INC			12	100%	12
MCWHORTER SCHOOL OF PHARMACY		12			12

COVID-19: testing by laboratory

Data through Dec 21, 2020 verified as of Dec 22, 2020 at 09:25 AM

Data in this report are provisional and subject to change.

The numbers in the table below represent the number of Florida and non-Florida residents for whom test results were received by the Department of Health. A person can be tested by more than one laboratory and can have both positive and negative results. **Therefore, the sum of the numbers in each column will be larger than the total number of people tested.**

Reporting lab	Inconclusive	Negative	Positive	Percent positive	Total
PALMS REHABILITATION AND HEALTHCARE CENTER		9	3	25%	12
BLISS HEALTHCARE SERVICES		1	11	92%	12
PROMEDICA LABORATORIES		11	1	8%	12
UC HEALTH UNIVERSITY HOSPITAL		10	2	17%	12
KRYSTAL BAY NURSING AND REHABILITATION		9	3	25%	12
ADVENT HEALTH - KISSIMMEE		3	9	75%	12
RESOLVE MOLECULAR DIAGNOSTICS		10	2	17%	12
BVL PEDIATRICS		12			12
PRATTVILLE BAPTIST HOSPITAL		10	2	17%	12
CARDIOLOGY AND MEDICINE ASSOCIATES INC		12			12
PALMS MEDICAL GROUP - LAKE CITY WEST		3	9	75%	12
VERITAS RESEARCH CORP			12	100%	12
VPA PC LAB		12			12
FLORIDA ATLANTIC UNIVERSITY		10	2	17%	12
SHELBY COUNTY HEALTH CARE CORPORATION		9	3	25%	12
THE TRADITION OF THE PALM BEACHES		12			12
MELBOURNE FAMILY PRACTICE		11	1	8%	12
OAKMONTE VILLAGE		11	1	8%	12
WALGREEN		4	8	67%	12
TOTTENVILLE CIRCLE URGENT CARE		12			12
Consulate Health Care of Jacksonville			12	100%	12
TURNING POINT OF TAMPA		11	1	8%	12
MERIDIAN AT WATERWAYS, THE		10	2	17%	12
FHCP-PORT ORANGE		3	9	75%	12
CALADIUM PEDIATRICS		11	1	8%	12
MASSACHUSETTS GENERAL HOSPITAL		1	11	92%	12
IREPERTOIRE_MOL_LAB		12			12
LIFE CARE OF PORT SAINT LUCIE		3	9	75%	12
MAITLAND PRIMARY CARE		9	3	25%	12
M&V SAN JOSE MEDICAL CENTER			12	100%	12
WORLD WRESTLING ENTERTAINMENT			12	100%	12
ORANGE REGIONAL MEDICAL CENTER LABORATORY		10	2	17%	12
INNOVATIVE RESEARCH OF WEST FLORIDA		9	3	25%	12
THE TERRACE AT IVY ACRES ALF		11	1	8%	12
SUMMIT MEDICAL GROUP - 75 E NORTHFIELD		10	2	17%	12
BETHESDA HEALTH URGENT CARE			12	100%	12
HALIFAX HEALTH URGENT CARE		2	10	83%	12
FIRST CHOICE PEDIATRICS INC		10	1	9%	11
DMH STEINHATCHEE FAMILY MEDICINE		8	3	27%	11
EAST HILL MEDICAL GROUP		9	2	18%	11
NEUROINTERNATIONAL SARASOTA		10	1	9%	11
BARTON FAMILY PRACTICE		7	4	36%	11
BAPTIST PRIMARY CARE PONTE VEDRA		6	5	45%	11
BHA CENTRAL COUNTY CLINIC		1	10	91%	11
QUOTIENT SCIENCES LABS LLC			11	100%	11
EPIC REFERENCE LABS INC			11	100%	11
PROHEALTH CARE ASSOCIATES MOBILE		9	2	18%	11

COVID-19: testing by laboratory

Data through Dec 21, 2020 verified as of Dec 22, 2020 at 09:25 AM

Data in this report are provisional and subject to change.

The numbers in the table below represent the number of Florida and non-Florida residents for whom test results were received by the Department of Health. A person can be tested by more than one laboratory and can have both positive and negative results. **Therefore, the sum of the numbers in each column will be larger than the total number of people tested.**

Reporting lab	Inconclusive	Negative	Positive	Percent positive	Total
HOWARD BEACH URGENT CARE		11			11
PRIMECARE AT TWIN LAKES			11	100%	11
STATEN ISLAND UNIVERSITY HOSPITAL		11			11
SEMORAN FAMILY HEALTH LLC		10	1	9%	11
SUMMIT ATLANTIC SURGERY CENTER		11			11
BASSETTI & ASSOCIATES, MD, PA			11	100%	11
PRIMECARE ACQUISITION FAMILY PRACTICE INC		11			11
MEDEXPRESS URGENT CARE LEWISBURG		11			11
AIM LABORATORIES			11	100%	11
NORTHERN WESTCHESTER HOSPITAL LABORATORY		9	2	18%	11
St. Annes Nursing Center, St. Annes Residence, Inc.		11			11
Belleair Healthcare Center		7	4	36%	11
MONTEFIORE ST LUKE'S CORNWALL HOSPITAL		8	3	27%	11
CARE FAST MURABELLA		7	4	36%	11
COMPREHENSIVE CHILDCARE ASSOCIATES		8	3	27%	11
ADVENTHEALTH EXPRESS CARE AT			11	100%	11
HOSPICE OF THE TREASURE COAST		10	1	9%	11
UNIVERSITY CENTRA CARE		10	1	9%	11
East Bay Rehabilitation Center		5	6	55%	11
WINTER PARK CARE AND REHABILITATION			11	100%	11
BROOKDALE CANOPY OAKS			11	100%	11
BIOREFERENCE LABORATORIES INC		3	8	73%	11
MACKOUL PEDIATRICS FORT MYERS			11	100%	11
ODYSSEY HEALTHCARE OF MARION COUNTY, LLC		11			11
LAB UNKNOWN			11	100%	11
HIGHLANDS LAKE CENTER		11			11
MARQUES PEDIATRICS			11	100%	11
MINUTECLINIC DIAGNOSTICS MEDICAL GROUP		11			11
THE TERRACE OF SAINT CLOUD		9	2	18%	11
TROPICANA		5	6	55%	11
SUMTER PEDIATRICS		11			11
BRYAN WHITFIELD MEMORIAL HOSPITAL		7	4	36%	11
COASTAL SKIN SURGERY AND DERMATOLOGY		8	3	27%	11
ASHTON PLACE	1	10			11
SHELBY BAPTIST MEDICAL CENTER		6	5	45%	11
MINUTECLINIC DIAGNOSTIC OF NORTH CAROL		8	3	27%	11
SUNCOAST URGENT CARE			11	100%	11
Salerno Bay Health & Rehabilitation Center		8	3	27%	11
NIGHT LITE PEDIATRICS CENTER, LLC		1	10	91%	11
COLORADO DEPARTMENT OF PUBLIC HEALTH AND ENVIRONMENT			11	100%	11
North Lake Care Center		11			11
TREASURE COAST URGENT CARE			11	100%	11
ELITE HOME HEALTH SERVICES		11			11
MD PLUS URGENT CARE, LLC			11	100%	11
MORTON PLANT MEASE			11	100%	11
COLLEGE POINT URGENT CARE		10	1	9%	11
LEHIGH VALLEY HOSPITAL		3	8	73%	11

COVID-19: testing by laboratory

Data through Dec 21, 2020 verified as of Dec 22, 2020 at 09:25 AM

Data in this report are provisional and subject to change.

The numbers in the table below represent the number of Florida and non-Florida residents for whom test results were received by the Department of Health. A person can be tested by more than one laboratory and can have both positive and negative results. **Therefore, the sum of the numbers in each column will be larger than the total number of people tested.**

Reporting lab	Inconclusive	Negative	Positive	Percent positive	Total
ADVENTHEALTH MEDICAL GROUP FAMILY MEDICINE		11			11
INN AT LAKE SEMINOLE SQUARE, THE		11			11
PALM BEACH PATHOLOGY		9	2	18%	11
ALTAMONTE MD			11	100%	11
CORNERSTONE MEDICAL CARE OF BRANDON PL		9	2	18%	11
ROYAL CARE OF AVON PARK		9	2	18%	11
BROOKDALE DELAND			11	100%	11
DARDEN WELLNESS CENTER		9	2	18%	11
JFK MEDICAL CENTER NORTH LAB		1	9	90%	10
MINUTECLINIC DIAGNOSTIC OF RHODE ISLAND, LLC #590		10			10
Gabisa Medical LLC		10			10
APPALACHIAN REGIONAL HEALTHCARE SYSTEM		10			10
MINUTECLINIC, LLC, DBA MINUTECLINIC #2544		9	1	10%	10
VASCONCELLO COHEN MD PA		9	1	10%	10
PROFESSIONAL PARK PEDIATRICS PA			10	100%	10
Hialeah Nursing And Rehabilitation Center		6	4	40%	10
MEDICAL LABORATORY DIAGNOSTICS			10	100%	10
OCEANSIDE URGENT CARE		10			10
BELLEVUE HOSPITAL CENTER DEPARTMENT		10			10
PANCARE HEALTH - VERNON ELEMENTARY			10	100%	10
CBC LAB		3	7	70%	10
AMBRY GENETICS CORPORATION		10			10
VETERNANS ADMINISTRATION			10	100%	10
BROWARD HEALTH CARE			10	100%	10
HCR MANORCARE		10			10
NAPHCARE, INC.			10	100%	10
NORTH OKALOOSA PHYSICIAN GROUP		10			10
WATSON HEALTHCARE		7	3	30%	10
GRAND VILLA OF DELAND		9	1	10%	10
SOUTHCOR LABORATORY		2	8	80%	10
ROCKLEDGE		1	9	90%	10
Lady Lake Specialty Care			10	100%	10
Cross Gardens Care Center		10			10
PHELPS HOSPITAL LABORATORY		10			10
Signature healthcare of Jacksonville		8	2	20%	10
LYSTER ACH FT RUCKER AL		9	1	10%	10
EMERALD COAST HOSPICE - CRESTVIEW		10			10
LUCID DIAGNOSTICS LABS			10	100%	10
GADSDEN REGIONAL MEDICAL CENTER		10			10
BROOKDALE PANAMA CITY		9	1	10%	10
PANCARE HEALTH - WEWA ELEMENTARY			10	100%	10
BEAUMONT LABORATORY			10	100%	10
PBC PREMIER FAMILY HEALTH			10	100%	10
BAPTIST MEMORIAL HEALTH CARE		9	1	10%	10
EMERALD COAST PEDIATRICS			10	100%	10
MHHS All Lab Subsection		10			10
CAREATC			10	100%	10

COVID-19: testing by laboratory

Data through Dec 21, 2020 verified as of Dec 22, 2020 at 09:25 AM

Data in this report are provisional and subject to change.

The numbers in the table below represent the number of Florida and non-Florida residents for whom test results were received by the Department of Health. A person can be tested by more than one laboratory and can have both positive and negative results. **Therefore, the sum of the numbers in each column will be larger than the total number of people tested.**

Reporting lab	Inconclusive	Negative	Positive	Percent positive	Total
HIALEAH HOSPITAL RESPIRATORY DEPT			10	100%	10
UMHC/SYLVESTER AT KENDALL		1	9	90%	10
BOND CLINIC DR ELDEEB		1	9	90%	10
TOWERS HOME CARE		10			10
CREATIVE TESTING SOLUTIONS		3	7	70%	10
UNION CHD		9	1	10%	10
GRACE MEDICAL HOME		8	2	20%	10
MERCY MEDICAL CENTER		4	6	60%	10
HUNTINGTON STATION URGENT CARE		9	1	10%	10
ARDEN COURTS OF FORT MYERS		10			10
TENNESSEE DEPARTMENT OF HEALTH (TDH) - CENTRAL LABORATORY		2	8	80%	10
OHIO STATE UNIVERSITY MEDICAL CENTER			10	100%	10
Z UROLOGY		10			10
BUREAU OF PUBLIC HEALTH		1	9	90%	10
ARNOT OGDEN MEDICAL CENTER LABORATORY		10			10
OCALA OAKS REHABILITATION CENTER		7	3	30%	10
MEDEX REGIONAL LABORATORIES LLC		1	9	90%	10
INTERMOUNTAIN CENTRAL LAB		1	9	90%	10
LAKE NONA MEDICAL SERVICES		3	7	70%	10
NEW JERSEY DEPARTMENT OF HEALTH COMMUNICABLE DISEASE SERVICE		3	7	70%	10
REGENCY PARK		10			10
COVANCE CENTRAL LABORATORY			10	100%	10
BLOUNT MEMORIAL HOSPITAL		9	1	10%	10
MAGNOLIA PEDIATRICS		2	8	80%	10
REDMED CLINIC OF ARLINGTON		9	1	10%	10
LAKE BALDWIN CBOC		9	1	10%	10
AVANTE ST CLOUD		7	3	30%	10
ADVENT HEALTH - WINTER HAVEN		6	4	40%	10
ROSLYN URGENT CARE		10			10
COMMUNITY HEALTH CENTER		2	8	80%	10
SOUTHEASTERN LABORATORY			10	100%	10
GROWING TOGETHER PEDIATRICS, LLC		8	2	20%	10
GENESIS		7	3	30%	10
PLANT CITY PEDIATRICS		9	1	10%	10
PINELLAS COUNTY HEALTH DEPARTMENT		2	8	80%	10
GLEN OAKS URGENT CARE		10			10
NORTHWEST FLORIDA SLEEP			9	100%	9
UNAVAILABLE/UNKNOWN/NO INFORMATION FOUND			9	100%	9
OMNI			9	100%	9
Maury Regional Hospital		6	3	33%	9
Wesley Place on Honeysuckle		8	1	11%	9
MICHELLE S PAGE MD PA		9			9
FLORIDA PEDIATRIC GROUP PA		8	1	11%	9
LAKE NONA MEDICAL SERVICE LLC		9			9
ILLINOIS DEPT OF PUBLIC HEALTH LAB - SPRINGFIELD			9	100%	9
RAINBOW PEDIATRIC CENTER		2	7	78%	9
SAN JOSE SENIOR CARE LLC		6	3	33%	9

COVID-19: testing by laboratory

Data through Dec 21, 2020 verified as of Dec 22, 2020 at 09:25 AM

Data in this report are provisional and subject to change.

The numbers in the table below represent the number of Florida and non-Florida residents for whom test results were received by the Department of Health. A person can be tested by more than one laboratory and can have both positive and negative results. **Therefore, the sum of the numbers in each column will be larger than the total number of people tested.**

Reporting lab	Inconclusive	Negative	Positive	Percent positive	Total
PATEL MEDICAL VENTURES		8	1	11%	9
BRIDGEWAY HEALTH CLINICS INC			9	100%	9
LIFE CARE CENTER OF PORT ST. LUCIE		6	3	33%	9
OCOEE PEDIATRICS		8	1	11%	9
CARENOW URGENT CARE - EAST NASHVILLE		8	1	11%	9
PRECISION GENETICS			9	100%	9
FLUSHING HOSPITAL MEDICAL CENTER		7	2	22%	9
GCPM MANUAL MICROBIOLOGY		1	8	89%	9
PREMIER LABORATORY SERVICES, LLC		5	4	44%	9
RAINBOW PEDIATRICS			9	100%	9
BAYONET POINT HOSPITAL			9	100%	9
FIRST CHOICE PEDIATRICS WINTER SPRINGS		9			9
VILLAGE PLACE HEALTH AND REHAB		9			9
WELLMED AT SOUTH PARSONS		8	1	11%	9
CAREHERE- LCS LEESBURG			9	100%	9
FAMILY CARE			9	100%	9
BAYA URGENT CARE LLC		1	8	89%	9
MD BEAUTY LABS, PA		9			9
PLYMOUTH HARBOR INCORPORATED		9			9
49D2045214PHYSICIAN OFFICE WAIVER MEDEXPRESS URGENT CARE - HARRISONBU		5	4	44%	9
MOUNT DORA PEDIATRICS		8	1	11%	9
LAKEVIEW HEALTH CARE SYSTEMS		4	5	56%	9
TMH PHYSICIAN PARTNERS - MONTICELLO		8	1	11%	9
NORTHSHORE UNIVERSITY HEALTHSYSTEM EVANSTON HOSPITAL LAB			9	100%	9
ADVENTHEALTH MEDICAL GROUP CARE CLINIC AT		7	2	22%	9
CARENOW URGENT CARE-MT JULIET		8	1	11%	9
CYPRESS POINT LIVING, LLC		7	2	22%	9
UNIVERSITY HOSPITAL UC HEALTH		6	3	33%	9
CHEMISYS LABORATORIES		1	8	89%	9
SAMARITAN MEDICAL CENTER		9			9
ANY LAB TEST NOW INC			9	100%	9
MINUTECLINIC DIAGNOSTIC OF PENNSYLVANI		9			9
CAMPBELL URGENT CARE			9	100%	9
NEMOURS CHILDREN'S PRIMARY CARE VERO BEACH			9	100%	9
Jupiter Medical Center Pavilion		8	1	11%	9
MID-FLORIDA PATHOLOGY, LLC		9			9
MIDMICHIGAN MEDICAL CENTER			9	100%	9
MEDEXPRESS URGENT CARE - SEMINOLE SQUAU		8	1	11%	9
SOUTHEASTERN OUTPATIENT SURGERY CENTER		9			9
MOLECULAR PATHOLOGY LABORATORY			9	100%	9
PARROTT MEDICAL CLINIC			9	100%	9
NORTHBROOK CENTER FOR		8	1	11%	9
VALLEY IMMEDIATE CARE		8	1	11%	9
BOCA RATON REGIONAL HOSPITAL LAB			9	100%	9
CVS MINUTE CLINIC DIAGNOSTIC OF TEXAS LLC		6	3	33%	9
FAMILY MEDICINE AT HUNTERS CREEK		9			9
MINUTECLINIC LLC #8927		6	3	33%	9

COVID-19: testing by laboratory

Data through Dec 21, 2020 verified as of Dec 22, 2020 at 09:25 AM

Data in this report are provisional and subject to change.

The numbers in the table below represent the number of Florida and non-Florida residents for whom test results were received by the Department of Health. A person can be tested by more than one laboratory and can have both positive and negative results. **Therefore, the sum of the numbers in each column will be larger than the total number of people tested.**

Reporting lab	Inconclusive	Negative	Positive	Percent positive	Total
RIVERSIDE MEDICAL GROUP		8	1	11%	9
MARKET STREET VIERA		9			9
AUBURN COMMUNITY HOSPITAL		8	1	11%	9
CHILDREN'S HEALTH CENTER INC.		7	2	22%	9
PEDIATRIC HEALTH CARE ALLIANCE			9	100%	9
CALHOUN COUNTY HEALTH DEPT		2	7	78%	9
SOUTH NASSAU COMMUNITIES HOSPITAL		7	2	22%	9
LPG PEDIATRICS AT PAGE FIELD		9			9
The Ponce Therapy Care Center		9			9
RICHMOND UNIVERSITY MEDICAL CENTER		7	2	22%	9
Citymd Of Lacey		8	1	11%	9
BAPTIST OUTPATIENT			8	100%	8
TRINITY MEDICAL ASSOCIATES LLC			8	100%	8
FAMILY HEALTH CENTER			8	100%	8
ROBERT H JENKINS JR VETERANS' DOMICILIARY HOME OF		7	1	13%	8
PANCARE HEALTH - BAY COUNTY - YOUNGSTOWN		8			8
ADVANCED DIAGNOSTIC LABORATORY		1	7	88%	8
ST. JOSEPH HOSPITAL AND HEALTH CARE INC.			8	100%	8
FLORIDA ENDOSCOPY & SURGERY CTR LLC		8			8
CIAN DIAGNOSTICS			8	100%	8
GENTIVA HEALTH SERVICES CERTIFIED INC		8			8
CVS PHARMACY NO 274		8			8
NATURE COAST REGIONAL MEDICAL CENTER			8	100%	8
ATLANTIC CONSOLIDATED LABORATORY		8			8
WACO HHSSURGEWACO	1	6	1	13%	8
WHITE SANDS OUTPATIENT SERVICES (WSOP SERVICES LLC		8			8
NIGHT OWL PEDIATRICS URGENT CARE			8	100%	8
X-GENE MOLECULAR LABS		1	7	88%	8
HORIZON MEDICAL GROUP		7	1	13%	8
JPR URGENT MEDICAL CARE		8			8
CHILDRENS MEDICAL CENTER			8	100%	8
ONEIDA HEALTHCARE CENTER		8			8
INTERNAL MEDICINE ASSOCIATES OF JACKSON HOSPITAL			8	100%	8
PRIMARY CARE MEDICINE		7	1	13%	8
MEDEXPRESS URGENT CARE - TIMBERLAKE		8			8
MINUTECLINIC DIAGNOSTIC OF NORTH CAROLINA PC		8			8
GULFSIDE HOSPICE INC		5	3	38%	8
SOS MOBILE MEDICAL CARE LLC		8			8
ROBERT WOOD JOHNSON HOSPITAL		7	1	13%	8
ORMOND BEACH CENTRA CARE			8	100%	8
SAMARITAN HOSPITAL LABORATORY		7	1	13%	8
PASSPORT HEALTH			8	100%	8
MOSOLF PEDIATRICS			8	100%	8
CVS MINUTE CLINIC DIAGNOSTIC OF NORTH CAROL		8			8
ALCOVE ASSISTED LIVING FACILITY		8			8
HEALTHMARK REGIONAL HOSPITAL LAB		4	4	50%	8
JOHNS HOPKINS MEDICAL LABORATORIES		1	7	88%	8

COVID-19: testing by laboratory

Data through Dec 21, 2020 verified as of Dec 22, 2020 at 09:25 AM

Data in this report are provisional and subject to change.

The numbers in the table below represent the number of Florida and non-Florida residents for whom test results were received by the Department of Health. A person can be tested by more than one laboratory and can have both positive and negative results. **Therefore, the sum of the numbers in each column will be larger than the total number of people tested.**

Reporting lab	Inconclusive	Negative	Positive	Percent positive	Total
WESTCHESTER GENERAL HOSPITAL BLOOD GAS LAB			8	100%	8
GOLISANO CHILDREN'S HOSPITAL OF SOUTHWEST FLORIDA		6	2	25%	8
MICHIGAN DEPARTMENT OF COMMUNITY HEALTH		1	7	88%	8
ASSISTED LIVING OF BROWARD		8			8
BROOKDALE BRANDON		8			8
SYLVESTER AT PLANTATION LABORATORY		7	1	13%	8
LAKELAND HILLS CENTER		4	4	50%	8
MEDEXPRESS URGENT CARE - PANTOPS		7	1	13%	8
UNIVERSITY MEDICAL CENTER		8			8
THE WOLFF CENTER FOR CHILD & ADOLESCENT HEALTH			8	100%	8
VETERAN AFFAIRS MEDICAL CENTER - JAMES J PETERS		6	2	25%	8
MINUTECLINIC, LLC, DBA MINUTECLINIC #5		7	1	13%	8
EXECUTIVE MEDICAL SERVICES		8			8
GENE STREET LABORATORIES, LLC		6	2	25%	8
COASTAL FAMILY PRACTICE		5	3	38%	8
BLOCK NATION CHASE		4	4	50%	8
MD NOW MEDICAL CENTERS INC			8	100%	8
COMMUNITY MEDICAL CARE CENTER INC			8	100%	8
BIOTECH CLINICAL LABORATORIES, INC.		1	7	88%	8
HOLIDAY MEDICAL ASSOCIATES		1	7	88%	8
GENEUS DIAGNOSTICS			8	100%	8
DOCTOR'S IN-HOUSE LAB/COMMUNITY HEALTH CENTERS OF PINELLAS - CLEARWATE			8	100%	8
COLLIER COUNTY HEALTH DEPT.		4	4	50%	8
HARBORCHASE OF DR PHILLIPS		7	1	13%	8
ALACHUA COUNTY HEALTH DEPARTMENT		1	7	88%	8
CARENOW URGENT CARE-BRENTWOOD		6	2	25%	8
ADVENTHEALTH MEDICAL GROUP		8			8
SIGMUND LABS LLC		8			8
METHODIST MEDICAL CENTER		6	2	25%	8
STATEN ISLAND UNIVERSITY HOSPITAL SEGUINE AVE		8			8
DOCTOR'S IN HOUSE LAB			8	100%	8
MEDEXPRESS URGENT CARE PARKERSBURG		7	1	13%	8
OHIO CVS STORES, LLC DBA		8			8
BEAUMONT EMERGENCY CENTER			8	100%	8
ADVENT HEALTH - FOUR CORNERS ER		8			8
HUNTINGTON VILLAGE URGENT CARE		8			8
LIFE CARE CITRUS COUNTY			8	100%	8
HOLY NAME MEDICAL CENTER	1	6	1	13%	8
TEXAS DEPARTMENT OF STATE HEALTH SERVICES		2	6	75%	8
AVENTURA HOSPITAL AND MEDICAL CENTER			8	100%	8
MINUTECLINIC MINUTECLINIC #8746		8			8
CVS MINUTE CLINIC, LLC		6	2	25%	8
BEST MEDICAL CENTER		8			8
FHCP-ORANGE CITY			8	100%	8
BAPTIST HEALTH			8	100%	8
JX REF LAB			8	100%	8
BARTON PARKER OD PC		8			8

COVID-19: testing by laboratory

Data through Dec 21, 2020 verified as of Dec 22, 2020 at 09:25 AM

Data in this report are provisional and subject to change.

The numbers in the table below represent the number of Florida and non-Florida residents for whom test results were received by the Department of Health. A person can be tested by more than one laboratory and can have both positive and negative results. **Therefore, the sum of the numbers in each column will be larger than the total number of people tested.**

Reporting lab	Inconclusive	Negative	Positive	Percent positive	Total
ALLINA HEALTH - ABBOTT NORTHWESTERN HOSPITAL		5	3	38%	8
MID-HUDSON VALLEY DIVISION OF WESTCHESTER MEDICAL		8			8
MEDEXPRESS URGENT CARE - CHRISTIANBURG		7	1	13%	8
URGENT CARE USA			8	100%	8
REGENCY OAKS HEALTH CENTER		8			8
FAMILY PRACTICE ON THE GO		6	2	25%	8
MINUTECLINIC, LLC #5817		6	2	25%	8
CARROLL GARDENS URGENT CARE		8			8
FOUNTAINVIEW BY FIVE STAR QUALITY CARE		7	1	13%	8
MINUTE CLINIC DIAGNOSTIC OF VIRGINIA		5	3	38%	8
MISSOURI DEPARTMENT OF HEALTH AND SENIOR SERVICES			7	100%	7
UNIVERSITY OF WASHINGTON MEDICAL CENTER			7	100%	7
LEPE'S HOUSE			7	100%	7
ST JUDE LABORATORIES		5	2	29%	7
EMERGENCY MEDICAL CENTER		2	5	71%	7
VIRTUA VOORHEES HOSPITAL		5	2	29%	7
Consulate Health Care of Brandon		7			7
THE VILLAGES HEALTH		5	2	29%	7
TRUE HEALTH		5	2	29%	7
DORAL URGENT CARE			7	100%	7
SUNSHINE ASSISTED LIVING		7			7
GENTRY PARK ORLANDO ASSISTED LIVING		6	1	14%	7
BRADENTON PHYSICIANS MEDICAL CENTER			7	100%	7
ECLRS		2	5	71%	7
IRL MARKET LAB			7	100%	7
ORANGE PARK PEDIATRIC ASSOCIATES		1	6	86%	7
JUPITER MEDICAL CENTER			7	100%	7
URGENT CARE CENTER AT PINNACLE		4	3	43%	7
DOCTORS CLINICAL LABORATORY, INC		5	2	29%	7
MEYER PEDIATRICS CHTD		7			7
TRUE HEALTH DIAGNOSTICS		1	6	86%	7
DEPARTMENT OF HEALTH- CITRUS COUNTY			7	100%	7
MEDEXPRESS URGENT CARE - BENTON HARBOR		7			7
HEALTH NETWORK LABORATORIES		6	1	14%	7
FLORIDA HOSPITAL KISSIMMEE		4	3	43%	7
NOVARI CARE LLC		3	4	57%	7
PBC FOUND CARE INC			7	100%	7
Rosewood Healthcare and Rehabilitation Center		5	2	29%	7
SOUTH COM HEALTH CLINIC, DEPT. OF THE ARMY		7			7
ISLAND LAKE CENTER		3	4	57%	7
ALBIBI		1	6	86%	7
RIVER OAKS TREATMENT CENTER			7	100%	7
MINUTECLINIC DIAGNOSTIC OF OHIO LLC		6	1	14%	7
ST PETERSBURG PEDIATRICS-EAST BAY			7	100%	7
MAINSTREET FAMILY CARE			7	100%	7
CENTRAL FLORIDA PEDIATRIC URGENT CARE LLC		6	1	14%	7
FLORIDA CLINICAL LAB			7	100%	7

COVID-19: testing by laboratory

Data through Dec 21, 2020 verified as of Dec 22, 2020 at 09:25 AM

Data in this report are provisional and subject to change.

The numbers in the table below represent the number of Florida and non-Florida residents for whom test results were received by the Department of Health. A person can be tested by more than one laboratory and can have both positive and negative results. **Therefore, the sum of the numbers in each column will be larger than the total number of people tested.**

Reporting lab	Inconclusive	Negative	Positive	Percent positive	Total
NOVANT HEALTH INPATIENT CARE		2	5	71%	7
SCHOOL OF PHARMACY AND PHARMACEUTICAL		7			7
CHILDREN'S HEALTHCARE OF ATLANTA/EGLESTON		7			7
NORTON HEALTHCARE			7	100%	7
WELLMED AT PORT ST LUCIE WEST		6	1	14%	7
GULF COAST MEDICAL GROUP		2	5	71%	7
EAR NOSE AND THROAT ASSOCIATES OF MANATEE, P.A.		7			7
BAPTIST PEDIATRICS		6	1	14%	7
LYNMOORE,THE		7			7
FLORIDA DIGESTIVE AND LIVER SPECIALIST		7			7
SURGOINSVILLE PHARMACY		7			7
CVS PHARMACY #8800		5	2	29%	7
FLORIDA CENTER FOR DERMATOLOGY LABORATORY			7	100%	7
MONTEFIORE NYACK HOSPITAL AFFILIATED LABORATORY		7			7
HEARTLAND PEDIATRICS OF LAKE PLACID			7	100%	7
QUE		4	3	43%	7
DIEGO FALLON MD PA		5	2	29%	7
SEA LEVEL LABS			7	100%	7
HEALTHWORKS MED GROUP OF FLORIDA PA		2	5	71%	7
MINUTECLINIC #8699		4	3	43%	7
VETERANS AFFAIRS MEDICAL CENTER - OUTPATIENT			7	100%	7
CENTER ONE SURGERY CENTER		6	1	14%	7
LAB UNKNOW		6	1	14%	7
THE MARY IMOGENE BASSETT HOSPITAL		7			7
DOCTOR'S IN-HOUSE LAB/COMMUNITY HEALTH CENTERS OF PINELLAS -PINELLAS P			7	100%	7
LAKES DIALYSIS CENTER INC			7	100%	7
MONROE COUNTY HOSPITAL		5	2	29%	7
ALACHUA			7	100%	7
PERSONAL PEDIATRICS PA		5	2	29%	7
DOH-TAMPA BRANCH LABORATORY (MLK BLVD)		3	4	57%	7
BAYLOR GENETICS		5	2	29%	7
INN AT ASTON GARDENS AT PELICAN POINTE,THE		7			7
ARCHBOLD MEMORIAL HOSPITAL/LAB		3	4	57%	7
ALLEGRO - TAMPA	1	4	2	29%	7
DIAGNOSTIC CLINIC		6	1	14%	7
AVON PARK PEDIATRICS			7	100%	7
ORLANDO HEALTH PHYSICIAN ASSOCIATES		4	3	43%	7
METROPOLITAN HOSPITAL CENTER		6	1	14%	7
WYOMING COUNTY COMMUNITY HOSPITAL LABORATORY		7			7
FLORIDA HOSPITAL WINTER PARK		6	1	14%	7
HEALTH CARE LABORATORY SERVICES		1	6	86%	7
St Joseph's Hospital & Medical Center		7			7
HOLY GARDEN ALF, INC.		7			7
Sunset Lake Health and Rehabilitation Center		7			7
BROOKDALE MANDARIN CENTRAL			7	100%	7
MEDLABS DIAGNOSTICS		7			7
Ocoee Health Care Center		7			7

COVID-19: testing by laboratory

Data through Dec 21, 2020 verified as of Dec 22, 2020 at 09:25 AM

Data in this report are provisional and subject to change.

The numbers in the table below represent the number of Florida and non-Florida residents for whom test results were received by the Department of Health. A person can be tested by more than one laboratory and can have both positive and negative results. **Therefore, the sum of the numbers in each column will be larger than the total number of people tested.**

Reporting lab	Inconclusive	Negative	Positive	Percent positive	Total
MEDEXPRESS URGENT CARE, MOON TOWNSHIP		7			7
SARASOTA - ROBERT L TAYLOR COMMUNITY CENTER		1	6	86%	7
LAKEVIEW HEALTH SYSTEMS			7	100%	7
NORTHWEST FLORIDA ENT, PA		3	4	57%	7
CARENOW URGENT CARE-MADISON		7			7
PEDIATRICS OF CENTRAL FLORIDA		5	2	29%	7
MINIMALLY INVASIVE VASCULAR INC		7			7
LEE COUNTY HEALTH DEPARTMENT		4	3	43%	7
MERCY COLLEGE HEALTH OFFICE		6			6
CAREWELL 301 - WARWICK			6	100%	6
LUXOR SCIENTIFIC LLC			6	100%	6
MEDEXPRESS URGENT CARE-LATROBE		6			6
Thermopolis Rehabilitation Wellness		6			6
VERMONT DEPARTMENT OF HEALTH		1	5	83%	6
JERSEY SHORE MEDICAL CENTER		6			6
MC DIAGNOSTIC OF CONNECTICUT, PC #1960		6			6
MID FLORIDA PATHOLOGY LLC		5	1	17%	6
BARNES HEALTHCARE OF FLORIDA LLC		6			6
BETH ISRAEL DEACONESS MEDICAL CENTER			6	100%	6
AVOW HOSPICE INC		6			6
NOT INDICATED		1	5	83%	6
LAKE MARY - STIRLING CENTER SUITE 202			6	100%	6
ETHOS LABORATORIES		6			6
HEALTHPARK MEDICAL CENTER ABG LAB		5	1	17%	6
MINUTECLINIC DIAGNOSTIC OF HAWAII LLC		6			6
CRESTVIEW URGENT CARE			6	100%	6
AARK LABORATORY		6			6
SOUTH CAROLINA DEPARTMENT OF HEALTH			6	100%	6
CARENOW URGENT CARE-SOUTHLAKE			6	100%	6
Sovereign Laboratory Services, LLC		6			6
PATHGROUP LABS, LLC		4	2	33%	6
Northwell Lab		2	4	67%	6
BAYCARE MEDICAL GROUP INC			6	100%	6
UNILAB		2	4	67%	6
TEXAS MEDCLINIC			6	100%	6
PALMETTO HEALTH ALLIANCE		3	3	50%	6
JACKSON CLINIC PA,THE		3	3	50%	6
ISLAND COAST PEDIATRICS IN-HOUSE LAB		6			6
MINUTECLINIC DIAGNOSTIC OF NORTH CAROLINA, PC		5	1	17%	6
SONATA BOYNTON BEACH		5	1	17%	6
NEW YORK PRESBYTERIAN - LOWER MANHATTAN		6			6
CVS MINUTE CLINIC DIAGNOSTIC OF TEXAS,LLC		4	2	33%	6
PROHEALTH MED		1	5	83%	6
CHILDREN'S HOSPITAL OF PHILADELPHIA		5	1	17%	6
GEORGE SAFRAN MD PC		5	1	17%	6
RIVERVIEW REGIONAL MEDICAL CENTER		6			6
BAYCARE ALLIANT HOSPITAL			6	100%	6

COVID-19: testing by laboratory

Data through Dec 21, 2020 verified as of Dec 22, 2020 at 09:25 AM

Data in this report are provisional and subject to change.

The numbers in the table below represent the number of Florida and non-Florida residents for whom test results were received by the Department of Health. A person can be tested by more than one laboratory and can have both positive and negative results. **Therefore, the sum of the numbers in each column will be larger than the total number of people tested.**

Reporting lab	Inconclusive	Negative	Positive	Percent positive	Total
ADVANCE URGENT CARE CENTER, LLC			6	100%	6
AVALON PARK RETIREMENT RESIDENCE		6			6
BAY STREET PHARMACY☐		6			6
KINDRED HOSPITAL CENTRAL TAMPA BLOOD GAS		6			6
SAINT PETER'S UNIVERSITY HOSPITAL		6			6
MERCY HEALTH—MUSKEGON		5	1	17%	6
Manor Care of Dunedin		6			6
TAMIAMI LAB MILLENIUM			6	100%	6
LUMADOC HEALTH		4	2	33%	6
WALTON PLACE		6			6
LAWTON CHILES HEALTH CENTER		1	5	83%	6
MEDEXPRESS URGENT CARE - MAPLE DRIVE		6			6
MEDEXPRESS URGENT CARE- MARYLAND		6			6
FREEDOM SQUARE NURSING CENTER☐			6	100%	6
PBSO WEST PALM FAMILY PRACTICE		1	5	83%	6
MIAMI BEACH COMMUNITY HEALTH CENTER INC			6	100%	6
PATHLINE			6	100%	6
ENIGMA DIAGNOSTIC, INC.			6	100%	6
BOCA VIPEDIATRICS			6	100%	6
SONORA QUEST LABORATORIES			6	100%	6
THE CLINIC PREMISE HEALTH			6	100%	6
WELLMED AT LAKE COPELAND		3	3	50%	6
Hackensack Umc Mountainside		6			6
FORT HAMILTON URGENT CARE		6			6
PENN MEDICINE PRINCETON MEDICAL CENTER		6			6
CAPITAL HEALTH PLAN LABORATORIES			6	100%	6
WATAUGA MEDICAL CENTER		4	2	33%	6
IMA MEDICAL CENTER		3	3	50%	6
GRACE REHABILITATION CENTER OF VERO BEACH		4	2	33%	6
PUBLIC HEALTH LAB		6			6
ST LUKES ROOSEVELT LABORATORY		6			6
FLORIDA HOSPITAL APOPKA		5	1	17%	6
KEYSTONE PLACE AT NAPLES PRESERVE		4	2	33%	6
FLORIDA WOMAN CARE LABORATORY			6	100%	6
CVS MINUTE CLINIC DIAGNOSTIC OF TEXAS, LLC		6			6
GENETIC TECHNOLOGICAL INNOVATIONS			6	100%	6
IU HEALTH PATHOLOGY		1	5	83%	6
PENINSULA CARE AND REHABILITATION CENTER			6	100%	6
ENT AND ALLERGY ASSOCIATES OF FLORIDA LLC		6			6
LIFE'S SPECIAL MOMENTS INC		6			6
THE VILLAGES REGIONAL HOSPITAL FREESTANDING		3	3	50%	6
CVS HEALTH, #3396		6			6
MONTEFIORE MEDICAL CENTER LABORATORIES - WEILER		4	2	33%	6
DEBARY HEALTH AND REHABILITATION CENTER		6			6
Summit Medical Group Westfield Lab		6			6
DOH JACKSONVILLE CENTRAL LABORATORY		3	3	50%	6
FIRST COAST CARDIOVASCULAR INSTITUTE PA			6	100%	6

COVID-19: testing by laboratory

Data through Dec 21, 2020 verified as of Dec 22, 2020 at 09:25 AM

Data in this report are provisional and subject to change.

The numbers in the table below represent the number of Florida and non-Florida residents for whom test results were received by the Department of Health. A person can be tested by more than one laboratory and can have both positive and negative results. **Therefore, the sum of the numbers in each column will be larger than the total number of people tested.**

Reporting lab	Inconclusive	Negative	Positive	Percent positive	Total
CLEARWATER PEDIATRIC CARE		1	5	83%	6
MINUTECLINIC LLC #5187		4	2	33%	6
BEACON AT GULF BREEZE, THE		6			6
CAPE CORAL URGENT CARE		3	3	50%	6
TIMBER CREEK PEDIATRICS		6			6
WILDLIGHT LAB			6	100%	6
JOSEF SCHENKER MD PC		6			6
THOMAS JEFFERSON UNIVERSITY HOSPITAL		4	2	33%	6
FLORIDA MEDICAL SPECIALISTS		2	4	67%	6
MEDEXPRESS URGENT CARE - WINCHESTER GATEWAY		5	1	17%	6
ARLINGTON OF NAPLES		6			6
COMMONWEALTH OF MASSACHUSETTS			6	100%	6
BROOKDALE CLERMONT			5	100%	5
URGENT CARE & FAMILY PRACTICE CENTER			5	100%	5
UNIVERSITY OF CHICAGO MEDICAL CENTER LAB			5	100%	5
WESTMINSTER SHORES			5	100%	5
LUTHERAN HAVEN ASSISTED LIVING		5			5
OPTUM SILVER LAKES			5	100%	5
MONTEFIORE MEDICAL CENTER LABORATORIES - NORTH		5			5
AEL KNOXVILLE			5	100%	5
WAKEMED		1	4	80%	5
SONATA DELRAY BEACH		4	1	20%	5
BAYSHORE LABORATORY		4	1	20%	5
INTERNAL MEDICINE SPECIALISTS			5	100%	5
LANE PEDIATRICS PA			5	100%	5
MAXHEALTH		4	1	20%	5
ASCENSION ST VINCENT'S CLAY COUNTY			5	100%	5
LABCORP UNSPECIFIED		5			5
CARLOS PORTU MD, PLLC			5	100%	5
XRL SXF REF LAB		5			5
GRAND VILLA OF ALTAMONTE SPRINGS			5	100%	5
ST JOHNS BIOMEDICAL LAB		5			5
ORMOND MEDICAL ARTS		3	2	40%	5
MEDEXPRESS URGENT CARE-MUNCIE		5			5
ELLIS HOSPITAL LABORATORY		5			5
LAKE NONA PEDIATRICS IN ASSOCIATION WITH NEMOURS		5			5
CENTREX CLINICAL LABS INC		5			5
LODGE HEALTH AND REHABILITATION CENTER, THE		5			5
MEDEXPRESS URGENT CARE MONACA		5			5
BAPTIST HEALTH - TOWN CENTER			5	100%	5
UT SOUTHWESTERN MEDICAL CENTER			5	100%	5
MOUNT SINAI BROOKLYN LABORATORY		4	1	20%	5
Florida Clinical Laboratory		1	4	80%	5
VIBRANT AMERICA		3	2	40%	5
The Waterford		5			5
PEDIATRIC URGENT HEALTH CARE			5	100%	5
SOUTHERN OCEAN MEDICAL CENTER		5			5

COVID-19: testing by laboratory

Data through Dec 21, 2020 verified as of Dec 22, 2020 at 09:25 AM

Data in this report are provisional and subject to change.

The numbers in the table below represent the number of Florida and non-Florida residents for whom test results were received by the Department of Health. A person can be tested by more than one laboratory and can have both positive and negative results. **Therefore, the sum of the numbers in each column will be larger than the total number of people tested.**

Reporting lab	Inconclusive	Negative	Positive	Percent positive	Total
ADIRONDACK MEDICAL CENTER		5			5
Westchester General Hospital			5	100%	5
MINUTE CLINIC		1	4	80%	5
JOSEF SCHENKER MD PC DBA CENTERS URGENT		4	1	20%	5
MINUTECLINIC DIAGNOSTIC OF NORTH CAROLINA		5			5
FRANCES WARDE MEDICAL LABORATORY		2	3	60%	5
FLORIDA DEPARTMENT OF HEALTH - INVERNESS		3	2	40%	5
PEDIATRICS OF CENTRAL FLORIDA - POINCIANA		3	2	40%	5
DEPARTMENT OF HEALTH AND HUMAN SERVICES LANSING			5	100%	5
PEDIATRICS OF ALTAMONTE		5			5
PARRISH HEALTH CENTER		5			5
WEST PACIFIC MEDICAL LABORATORY			5	100%	5
CVS MINUTE CLINIC DIAGNOSTIC MED GRP OF CA		5			5
CARE HERE		1	4	80%	5
MEDEXPRESS ELKINS		5			5
ADVENT HEALTH - DELTONA ER		1	4	80%	5
TANNER MEDICAL CENTER EAST AL		5			5
WOODHULL MEDICAL AND MENTAL HEALTH CTR		5			5
GLEN FALLS HOSPITAL DEPARTMENT OF PATHOLOGY		5			5
GOOD SAMARITAN SOCIETY OF DAYTONA		5			5
GUTHRIE MEDICAL GROUP LABORATORIES		5			5
EGL GENETICS DIAGNOSTICS			5	100%	5
ROSS MEDICAL GROUP			5	100%	5
OMNICARE PHARMACY OF TEXAS 1, LP DBA OMNICARE		5			5
MEDICAL CENTER OF BLOUNTSTOWN			5	100%	5
NEW HAMPSHIRE DEPARTMENT OF HEALTH AND HUMAN SERVICES		3	2	40%	5
MEDEXPRESS URGENT CARE - MONROE		5			5
LIGHTHOUSE PEDIATRICS OF NAPLES		3	2	40%	5
MINUTECLINIC DIAGNOSTIC OF PA, LLC (1036)		4	1	20%	5
INDIAN RIVER PRIMARY CARE PA		5			5
ILLINOIS DEPARTMENT OF PUBLIC HEALTH			5	100%	5
HAZELDEN FLORIDA		5			5
LAKE WORTH MANOR		4	1	20%	5
PRECISION LABS LLC		2	3	60%	5
COMMUNITY HEALTH OF SOUTH FLORIDA			5	100%	5
ST JOSEPH WOMENS HOSPITAL			5	100%	5
UCF STUDENT HEALTH SERVICES LABORATORY		2	3	60%	5
FINLAY		1	4	80%	5
CLEVELAND TENNESSEE HOSPITAL COMPANY		5			5
ST VINCENT'S CHILTON		4	1	20%	5
DAVITA DIALYSIS		4	1	20%	5
MAIMONIDES MEDICAL CENTER		4	1	20%	5
ADVENTHEALTH MEDICAL GROUP FAMILY & INTERNAL		2	3	60%	5
URGENT CARE OF LONGWOOD			5	100%	5
CRESTWOOD MEDICAL CENTER		4	1	20%	5
DOCS URGENT CARE		1	4	80%	5
THE UNIVERSITY OF VERMONT MEDICAL CENTER		4	1	20%	5

COVID-19: testing by laboratory

Data through Dec 21, 2020 verified as of Dec 22, 2020 at 09:25 AM

Data in this report are provisional and subject to change.

The numbers in the table below represent the number of Florida and non-Florida residents for whom test results were received by the Department of Health. A person can be tested by more than one laboratory and can have both positive and negative results. **Therefore, the sum of the numbers in each column will be larger than the total number of people tested.**

Reporting lab	Inconclusive	Negative	Positive	Percent positive	Total
Army Residence Community		5			5
CHAMPLAIN VALLEY PHYSICIANS HOSPITAL		3	2	40%	5
MEDEXPRESS URGENT CARE - ROBINSON TWP, STEUBENVILLE PIKE		5			5
COOPER HOSPITAL/UNIVERSITY MEDICAL		5			5
OSWEGO HOSPITAL LABORATORY		5			5
BREVARD HEALTH ALLIANCE INC, THE			5	100%	5
HILLSBOROUGH COUNTY HEALTH DEPARTMENT			5	100%	5
NORTH FLORIDA PEDIATRICS JASPER			5	100%	5
MEDEXPRESS URGENT CARE-ALTOONA		5			5
MINUTECLINIC DIAGNOSTIC OF PENNSYLVANIA, LLD #1545		5			5
FLORIDA DEPARTMENT OF HEALTH IN MONROE COUNTY		2	3	60%	5
SOUTHEASTERN PEDIATRIC ASSOCIATES			5	100%	5
CURATIVE CARE CENTER INC		1	4	80%	5
URGENT MEDICAL CENTER INC		2	3	60%	5
UPMC HEALTH SYSTEM		4	1	20%	5
FAMILY CARE PARTNERS URGENT CARE LLC		3	2	40%	5
KENILWORTH CARE & REHABILITATION CENTER			5	100%	5
MANATEE PEDIATRICS			5	100%	5
STATMED OCALA			5	100%	5
ST CHARLES HOSPITAL LABORATORY		5			5
FAMILY MEDICINE OF WESTON LLC			5	100%	5
ACCESS PHARMACY		5			5
TELEVISIT PALM BAY FAMILY PRACTICE		3	2	40%	5
FLORIDA HOSPITAL LAKE MARY		5			5
MEADOWCREST FAMILY PHYSICIANS PA			5	100%	5
BAPTIST PRIMARY BLACK CREEK SOUTH			5	100%	5
BETHESDA COMMUNITY HEALTH CENTER			5	100%	5
RIVER CITY PRIMARY AND URGENT CARE			5	100%	5
WELLIGENT			5	100%	5
AZALEA HEALTH		2	3	60%	5
CHARLOTTE CHD PORT CHARLOTTE		4	1	20%	5
NORTHERN DUTCHESS HOSPITAL LABORATORY		5			5
NORTH BEACH REHABILITATION CENTER		4	1	20%	5
BROWARD COUNTY HEALTH DEPT.			5	100%	5
DALLAS COUNTY HEALTH AND HUMAN SERVICES			5	100%	5
DESOTO HEALTH AND REHAB LLC		3	2	40%	5
CONCENTRA			5	100%	5
GENTIVA HEALTH SERVICES		5			5
PRECISION DIAGNOSTICS INC - NJ		5			5
MANATEE COUNTY JAIL		4	1	20%	5
NORTHPORT MEDICAL CENTER LAB		5			5
DR PHILLIPS MEDICAL WELLNESS CENTER		5			5
NOVANT HEALTH UVA		2	3	60%	5
NELSON BIOLOGICAL			5	100%	5
CARL R DARNALL ARMY MEDICAL CENTER			5	100%	5
MEDEXPRESS URGENT CARE - RICHMOND, NINE MILE RD		5			5
BEACH HOUSE		5			5

COVID-19: testing by laboratory

Data through Dec 21, 2020 verified as of Dec 22, 2020 at 09:25 AM

Data in this report are provisional and subject to change.

The numbers in the table below represent the number of Florida and non-Florida residents for whom test results were received by the Department of Health. A person can be tested by more than one laboratory and can have both positive and negative results. **Therefore, the sum of the numbers in each column will be larger than the total number of people tested.**

Reporting lab	Inconclusive	Negative	Positive	Percent positive	Total
RUSH UNIVERSITY MEDICAL CENTER LABORATORY			5	100%	5
LUTHERAN HAVEN EXTENDED CONGREGATE CAR		5			5
WADSWORTH CENTER - DAVID AXELROD INSTITUTE		5			5
ADVENTHEALTH EXPRESS CARE AT WALGREENS			5	100%	5
LORI MCAULIFFE MD PA			5	100%	5
EL PARAISO HOME INC		5			5
JOE DIMAGGIO CHILDREN'S HOSPITAL		1	4	80%	5
CORAL LANDING ASSISTED LIVING		5			5
JACKSON COUNTY HEALTH DEPARTMENT			5	100%	5
CITRUS COUNTY HEALTH DEPARTMENT		4	1	20%	5
CLEVELAND CLINIC MARTIN HEALTH NURSING & RESTORATIVE		5			5
EXPRESS DOCS LLC			5	100%	5
CVS MINUTE CLINIC DIAGNOSTIC OF NEW JERSEY		5			5
MIAMI COMPREHENSIVE MEDICINE GROUP PA		4	1	20%	5
MEDEXPRESS URGENT CARE - WILLIAMSPORT		4	1	20%	5
MINUTECLINIC, LLC, DBA MINUTECLINIC #6106		4	1	20%	5
ATLANTIC COMMUNITY HIGH SCHOOL		4	1	20%	5
GULF COAST VETERANS HCS PANAMA CITY OPC		5			5
WOODLAND TOWERS		4	1	20%	5
Kennedy University Hospital		5			5
MULBERRY CARE CENTER		2	3	60%	5
FISHERMEN'S HOSPITAL			4	100%	4
CLINICAL LABORATORIES OF THE BUFFALO		3	1	25%	4
RIO PINAR HEALTH CARE			4	100%	4
AHC Decatur County		4			4
BENSONHURST URGENT CARE		4			4
MIAMI COMMUNITY HEALTH CENTER INC		1	3	75%	4
MEDEXPRESS URGENT CARE-KATY		4			4
MINUTECLINIC DIAGNOSTIC PA		4			4
BARTON MEMORIAL HOSPITAL		3	1	25%	4
STEWART MELBOURNE HOSPITAL			4	100%	4
THE PLAZA AT PARKSQUARE		4			4
BAYCARE MEDICAL GROUP		1	3	75%	4
COMPREHENSIVE CLINICAL RESEARCH, LLC			4	100%	4
MEDICAL CENTER AT OCEAN REEF		1	3	75%	4
BENEVA LAKES HEALTHCARE & REHAB CENTER			4	100%	4
AHEC CLINIC		1	3	75%	4
CAREWELL 202			4	100%	4
MARSHALL MEDICAL CENTER SOUTH LAB		3	1	25%	4
CONSULATE HEATH CARE AT WEST ALTAMONTE			4	100%	4
COLLIER HMA PHYSICIAN MANAGEMENT, LLC			4	100%	4
FCHC (OB)-DARWIN SQUARE CTR.			4	100%	4
MEMORIAL HEALTH CARE SYSTEMS			4	100%	4
CENTERPLACE HEALTH, INC			4	100%	4
MINUTECLINIC, LLC #03965		4			4
COPELAND MEDICAL CLINIC		3	1	25%	4
UNIVERSITY OF MIAMI MILLER SCHOOL OF MEDICINE			4	100%	4

COVID-19: testing by laboratory

Data through Dec 21, 2020 verified as of Dec 22, 2020 at 09:25 AM

Data in this report are provisional and subject to change.

The numbers in the table below represent the number of Florida and non-Florida residents for whom test results were received by the Department of Health. A person can be tested by more than one laboratory and can have both positive and negative results. **Therefore, the sum of the numbers in each column will be larger than the total number of people tested.**

Reporting lab	Inconclusive	Negative	Positive	Percent positive	Total
COVENIENT CARE MEDICAL CLINIC			4	100%	4
LAKE FOREST PARK OP CO LLC		4			4
KEYSTYLE LIVING LLC	1	3			4
UNIVERSITY OF WASHINGTON MEDICAL CENTER (UWMC) EMERGENCY DEPT.			4	100%	4
CARENOW URGENT CARE-WEST END		4			4
MEDEXPRESS URGENT CARE - MT LEBANON		3	1	25%	4
UW MEDICINE VIROLOGY LAB			4	100%	4
MAILBOX DIAGNOSTICS		2	2	50%	4
ELTINGVILLE CIRCLE URGENT CARE		4			4
SANFORD SOUTH UNIVERSITY		4			4
REHABILITATION CENTER AT JUPITER GARDENS		4			4
Okeechobee Health Care Facility		4			4
FAMILY MEDICINE AT LONGWOOD			4	100%	4
DYNACARE LABORATORIES			4	100%	4
IMIC INC RESEARCH			4	100%	4
PASSPORT HEALTH OF TAMPA BAY		4			4
MEDEXPRESS URGENT CARE - MBURG COMMONS		4			4
FLAGLER HEALTH SERVICES INC			4	100%	4
West Gate Village, LLC		4			4
THE DOCTORS CENTER HEALTHCARE-SOUTHSIDE		1	3	75%	4
PALM BEACH CANCER INSTITUTE			4	100%	4
UHEALTH UNIVERSITY OF MIAMI			4	100%	4
PEACEHEALTH LABORATORIES		3	1	25%	4
UT MEMPHIS UNIVERSITY HEALTH SERVICES			4	100%	4
MEDEXPRESS URGENT CARE - ELM GROVE		4			4
FLORIDA MEDICAL CLINIC - MULTI SPECIALTY CAMPUS		1	3	75%	4
MEDEXPRESS URGENT CARE - SWANSEA, N ILLINOIS ST		4			4
FLORENCE - HUNTSVILLE HOSPITAL URGENT CARE		3	1	25%	4
DTR LABS		3	1	25%	4
PENNSYLVANIA DEPARTMENT OF HEALTH BUREAU OF LABORATORIES			4	100%	4
COLUMBIA MEMORIAL HOSPITAL LABORATORY		4			4
PACIFICA SENIOR LIVING OCALA		4			4
BAYLOR ESOTERIC AND MOLECULAR LAB			4	100%	4
CELAL GUROL ERBAY, MD			4	100%	4
CVS MINUTE CLINIC DIAGNOSTIC PA		3	1	25%	4
GREENVILLE MEMORIAL HOSPITAL LAB			4	100%	4
MEDEXPRESS URGENT CARE - BEECH GROVE		4			4
UTAH DEPARTMENT OF HEALTH			4	100%	4
FHMG_FM AND IM AVALON PARK		1	3	75%	4
GENUS DIAGNOSTICS			4	100%	4
UNION CITY MANOR NURSING CENTER		4			4
Heartland of Boynton Beach			4	100%	4
CAPTAIN JAMES A. LOVELL FEDERAL HEALTHCARE CENTER			4	100%	4
FLORIDA CANCER SPECIALISTS AND RESEARCH		2	2	50%	4
PALM BEACH COUNTY HEALTH DEPARTMENT LABORATORY			4	100%	4
ELITE MD GROUP INC		1	3	75%	4
MEDEXPRESS URGENT CARE - MARKHAM STREE		3	1	25%	4

COVID-19: testing by laboratory

Data through Dec 21, 2020 verified as of Dec 22, 2020 at 09:25 AM

Data in this report are provisional and subject to change.

The numbers in the table below represent the number of Florida and non-Florida residents for whom test results were received by the Department of Health. A person can be tested by more than one laboratory and can have both positive and negative results. **Therefore, the sum of the numbers in each column will be larger than the total number of people tested.**

Reporting lab	Inconclusive	Negative	Positive	Percent positive	Total
UNILAB OF DADE INC			4	100%	4
APEX HOME HEALTH CARE		4			4
ORCHID COVE		2	2	50%	4
VRL LABORATORIES			4	100%	4
MARION AND BERNARD L SAMSON NURSING CENTER			4	100%	4
INTERNAL MEDICINE LIPID AND WELNNESS PRACTICE			4	100%	4
BAY REGIONAL URGENT CARE		1	3	75%	4
CARENOW URGENT CARE-GREEN HILLS		4			4
Sunrise Health and Rehabilitation Center			4	100%	4
ADVENT HEALTH APOPKA		2	2	50%	4
GRAND VILLA OF CLEARWATER		4			4
MINUTECLINIC DIAGNOSTIC OF VIRGINIA, LLC #1656		4			4
KETTERING HEALTH			4	100%	4
ACCENT PHYSICIAN SPECIALISTS PA		4			4
LEMOYNE COLLEGE WELLNESS CENTER FOR		4			4
SIGNATURE CARE EMERGENCY CENTER		2	2	50%	4
RED MOUNTAIN DIAGNOSTICS		4			4
PUTNAM HOSPITAL CENTER LABORATORY		4			4
DIAGNOSTECHS		4			4
LA MER NH LLC			4	100%	4
MINUTE CLINIC DIAGNOSTIC OF TEXAS, LLC		4			4
NATIONAL GENETICS INST LABCORP		1	3	75%	4
ENCOMPASS HOME HEALTH		4			4
COMPUNET CLINICAL LAB			4	100%	4
CARENOW URGENT CARE - WINTER SPRINGS		3	1	25%	4
UF HEALTH			4	100%	4
THONOTOSASSA COMMUNITY HEALTH CENTER		1	3	75%	4
FIFTH AVENUE PEDIATRICS		3	1	25%	4
YORKVILLE PEDIATRIC URGENT CARE		4			4
SHARP MEMORIAL HOSPITAL MICROBIOLOGY DEPT			4	100%	4
LABS PLUS LLC		4			4
FHCP - ORMOND BEACH			4	100%	4
AVALON FAMILY RESORT ASSISTED LIVING LLC		4			4
URGENT TEAM - MUSCLE SHOALS		4			4
JUPITER MEDICAL CENTER URGENT CENTER			4	100%	4
CENTERPLACE HEALTH			4	100%	4
OPTIMAL CARE PEDIATRICS			4	100%	4
PR HEALTH			4	100%	4
MEDEXPRESS URGENT CARE - CLARKSBURG		4			4
OKLAHOMA STATE UNIVERSITY DIAGNOSTIC LAB			4	100%	4
PANCARE HEALTH YOUNGSTOWN			4	100%	4
SENIOR HOME CARE INC		4			4
PREMIER MEDICAL ASSOCIATES		4			4
DR. PHILLIPS MEDICAL WELLNESS CENTER		2	2	50%	4
MINUTECLINIC DIAGNOSTIC OF KANSAS, PA		4			4
MIZELL MEMORIAL HOSPITAL			4	100%	4
LONG ISLAND JEWISH FOREST HILLS HOSPITAL		4			4

COVID-19: testing by laboratory

Data through Dec 21, 2020 verified as of Dec 22, 2020 at 09:25 AM

Data in this report are provisional and subject to change.

The numbers in the table below represent the number of Florida and non-Florida residents for whom test results were received by the Department of Health. A person can be tested by more than one laboratory and can have both positive and negative results. **Therefore, the sum of the numbers in each column will be larger than the total number of people tested.**

Reporting lab	Inconclusive	Negative	Positive	Percent positive	Total
MARSHFIELD LABORATORIES			4	100%	4
SOUTHWESTERN REGIONAL MEDICAL CENTER - TULSA		4			4
INSPIRED LIVING AT PALM BAY		4			4
WYOMING PUBLIC HEALTH LAB			4	100%	4
EXPRESS TESTING-ONE			4	100%	4
HAMPTON ALF AT 24TH ROAD LLC			4	100%	4
JOHN T MATHER MEMORIAL HOSPITAL LABORATORY		4			4
BOROPARK URGENT CARE		3	1	25%	4
LEON MEDICAL CENTERS, LLC			4	100%	4
WATSON THERAPEUTICS		1	3	75%	4
SUPERIOR RESIDENCES AT CALA HILLS		4			4
ST VINCENT'S ST CLAIR		2	2	50%	4
MINUTE-CLINIC DIAGNOSTIC OF VIRGINIA, LLC #794		4			4
MEDEXPRESS URGENT CARE - LAFAYETTE		4			4
MED LABS DIAGNOSTICS		3	1	25%	4
MINUTECLINIC DIAGNOSTIC OF NEW JERSEY, LLC # 7069		4			4
DYNAMIC HEALTH CENTERS INC		2	2	50%	4
ADVENT HEALTH CENTRA CARE - ORANGE LAKE		1	3	75%	4
MEDEXPRESS URGENT CARE-DUBOIS		4			4
CHILDREN'S MEDICAL GROUP		4			4
ABSOLUTE HEALTH		4			4
ADVENTHEALTH NEW SMYRNA BEACH COMMUNITY HEALTH			4	100%	4
CELERION			4	100%	4
Walker BaptistMedCtr		3	1	25%	4
NEWPATH DIAGNOSTICS		4			4
REDMED OF CROSSTOWN		1	3	75%	4
SOUTHEASTERN REGIONAL MEDICAL CENTER			4	100%	4
MEDEXPRESS URGENT CARE, BUTLER		3	1	25%	4
DEPARTMENT OF HEALTH AND HUMAN SERVICES STATE OF NEW HAMPSHIRE			4	100%	4
HUNTINGTON URGENT CARE		4			4
Stratford Court of Palm Harbor		4			4
SUTTER TRACY COMMUNITY HOSPITAL			4	100%	4
YAZJI PEDIATRIC CARE LLC DBA TUKA PEDIATRICS			4	100%	4
FLORIDA HEALTHCARE OF ORLANDO			4	100%	4
BARBARA O'REILLY MD PA		4			4
GUARDANT HEALTH		3	1	25%	4
MIRIMUS INC		1	3	75%	4
HENDRY REGIONAL CONVENIENT CARE CENTER			4	100%	4
CAPE COD HOSPITAL			4	100%	4
NCHMD INC			4	100%	4
WESLEY CHAPEL INTERNAL MEDICINE AND PEDIATRICS			4	100%	4
MIAMI CANCER INSTITUTE			4	100%	4
ADVENT HEALTH - TUSKAWILLA		4			4
RAINBOW PEDIATRIC CENTER PA		3	1	25%	4
BAY BREEZE HEALTH AND REHABILITATION CENTER		4			4
TARPON SPRINGS PEDIATRICS, LLC			4	100%	4
ELITE MEDICAL CENTER			4	100%	4

COVID-19: testing by laboratory

Data through Dec 21, 2020 verified as of Dec 22, 2020 at 09:25 AM

Data in this report are provisional and subject to change.

The numbers in the table below represent the number of Florida and non-Florida residents for whom test results were received by the Department of Health. A person can be tested by more than one laboratory and can have both positive and negative results. **Therefore, the sum of the numbers in each column will be larger than the total number of people tested.**

Reporting lab	Inconclusive	Negative	Positive	Percent positive	Total
MEDEXPRESS URGENT CARE MURRYSVILLE		3	1	25%	4
OMNICARE PHARMACY OF TEXAS 1		4			4
MINUTECLINIC DIAGNOSTIC OF NEW JERSEY,		4			4
CITYMD		1	3	75%	4
Health Care Center of Jacksonville			4	100%	4
PM PEDIATRICS OF SELDEN		3	1	25%	4
MEDEXPRESS URGENT CARE - CULPEPER		4			4
ORLANDO FAMILY MEDICAL INC		4			4
MD ANDERSON			4	100%	4
PALM HARBOR DERMATOLOGY		4			4
KANSAS DEPARTMENT OF HEALTH		2	2	50%	4
ROSEMONT GARDENS INC		4			4
PHYSICIANS IMMEDIATE CARE AURORA			4	100%	4
FLORIDA HEART AND VASCULAR			4	100%	4
CDRX INFUSION			4	100%	4
REHABILITATION CENTER OF WINTER PARK,THE			4	100%	4
GENEVA GENERAL HOSPITAL LABORATORY		3	1	25%	4
HELIX KH UC			4	100%	4
PICH KTM CORP DBA MEDTOWN PHARMACY		4			4
MEDEXPRESS URGENT CARE-PITTSFIELD		4			4
DOTHAN PEDIATRIC CLINIC			4	100%	4
GNT ASSOCIATES		3	1	25%	4
MEDEXPRESS URGENT CARE - WASHINGTON		4			4
SACRED HEART HEALTH SYSTEM INC		4			4
CONCENTRA URGENT CARE		1	3	75%	4
NEMOURS CHILDREN'S URGENT CARE			4	100%	4
VITAL CARE URGENT CARE			4	100%	4
HEALTH AND WELLNESS CENTER			4	100%	4
INFECTION CONTROL/ EMPHEALTH		3	1	25%	4
L3HARRIS FAMILY MEDICAL CENTER			4	100%	4
HEALTHY MINORS PEDIATRIC URGENT CARE		4			4
SIGNATURE CARE MONTROSE		2	2	50%	4
BIOTEST PLASMA CENTER		4			4
WATERTOWN URGENT CARE PLLC		4			4
ACE BIOMEDICAL LABS LLC			4	100%	4
EAST BANK HOSPITAL - UNIVERSITY OF MINNESOTA MEDICAL CENTER			4	100%	4
BOCA SIMON LAB		1	3	75%	4
FLORIDA HOSPITAL ALTAMONTE		2	2	50%	4
Millennium Nursing & Rehab Center		4			4
PRL NYC PANDEMIC RESPONSE LAB			4	100%	4
OKLAHOMA STATE DEPARTMENT OF HEALTH-PUBLIC HEALTH LABORATORY			4	100%	4
MCR HEALTH LAWTON CHILES ADMINISTRATION STE A		1	3	75%	4
WALK IN URGENT CARE			4	100%	4
JUPITER ISLAND MEDICAL CLINIC INC		4			4
PERDIDO URGENT CARE			4	100%	4
Westminster Manor		3	1	25%	4
INTERMARKET FACILITY			4	100%	4

COVID-19: testing by laboratory

Data through Dec 21, 2020 verified as of Dec 22, 2020 at 09:25 AM

Data in this report are provisional and subject to change.

The numbers in the table below represent the number of Florida and non-Florida residents for whom test results were received by the Department of Health. A person can be tested by more than one laboratory and can have both positive and negative results. **Therefore, the sum of the numbers in each column will be larger than the total number of people tested.**

Reporting lab	Inconclusive	Negative	Positive	Percent positive	Total
SONIC REFERENCE LABORATORY			4	100%	4
VIERA PEDIATRICS		1	3	75%	4
ATMORE NURSING CENTER		3	1	25%	4
ALVARO J DANGOND MD PA		4			4
MISIR DRUGS LLC		4			4
GARDENS HEALTH NH LLC		4			4
RELIANT ACUTE CARE			4	100%	4
MEDEXPRESS URGENT CARE - GLENDALE		4			4
ADVENTIST HEALTH SYSTEM FLORIDA DEPT OF HEALTH		3	1	25%	4
BELLIN HEALTH LAB		1	3	75%	4
Bardmoor Oaks Healthcare and Rehabilitation Center		3	1	25%	4
MINUTECLINIC DIAGNOSTIC OF MICHIGAN PC		4			4
MEDEXPRESS URGENT CARE HUNTINGTON		4			4
VALDOSTA FAMILY MEDICINE			4	100%	4
PRIMECARE		2	2	50%	4
TRIDENT BIOMETRICS		3	1	25%	4
MEDEXPRESS URGENT CARE - FAYETTEVILLE		2	2	50%	4
AVANTE AT MT DORA		1	2	67%	3
ESTATES MEDICAL CENTER INC			3	100%	3
MEDICAL SERVICES OF AMERICA HOME HEALTH		3			3
BEEBE MEDICAL CENTER LABORATORY		3			3
Gulfport Rehabilitation Center			3	100%	3
CAMELLIA AT DEERWOOD			3	100%	3
ARDEN COURTS OF PALM HARBOR			3	100%	3
WILLIAM A HINTON STATE LABORATORY INSTITUTE		1	2	67%	3
MANORCARE NURSING & REHABILITATION CENTER-NAPLES		3			3
PEDIATRICS BY THE SEA JOG RD OFFICE			3	100%	3
GYN PATH SERVICES			3	100%	3
TERENCE B MITCHELL MD, INC			3	100%	3
GARCIA MORALES NELSON			3	100%	3
JACKSON SOUTH COMMUNITY HOSPITAL LAB			3	100%	3
NORTH SHORE HOSP. INFECTION CONTROL			3	100%	3
MEDEXPRESS URGENT CARE - BLUEFIELD		2	1	33%	3
ELITE PRIMARY CARE OF WAYCROSS			3	100%	3
DEACONESS HOSPITAL			3	100%	3
MONROE COUNTY DEPT OF PUBLIC HEALTH ST		3			3
BROOKDALE ORANGE PARK		3			3
VA OUTPATIENT CLINIC-NEW PORT RICHEY			3	100%	3
PARRISH MEDICAL CENTER-WAIVED TESTING		3			3
BETH ISRAEL MEDICAL CENTER LABS		3			3
ADRIANA M CASTRO MD PA		3			3
AMELIA ASSISTED LIVING FACILITY		3			3
MOULTRIE CREEK NURSING AND REHAB			3	100%	3
TULLAHOMA HMA, LLC		2	1	33%	3
CVS MINUTE CLINIC DIAGNOSTIC OF TEXAS		3			3
MONTANA DEPARTMENT OF PUBLIC HEALTH & HUMAN SERVICES			3	100%	3
MUNSON MEDICAL CENTER			3	100%	3

COVID-19: testing by laboratory

Data through Dec 21, 2020 verified as of Dec 22, 2020 at 09:25 AM

Data in this report are provisional and subject to change.

The numbers in the table below represent the number of Florida and non-Florida residents for whom test results were received by the Department of Health. A person can be tested by more than one laboratory and can have both positive and negative results. **Therefore, the sum of the numbers in each column will be larger than the total number of people tested.**

Reporting lab	Inconclusive	Negative	Positive	Percent positive	Total
Calusa Harbour			3	100%	3
MEDEXPRESS URGENT CARE - HUNTINGTON WE		3			3
THE LODGE AND REHABILITATION CENTER		3			3
DANIEL M LIBBY MD PLLC		3			3
HELIX LW UC		1	2	67%	3
MEDEXPRESS URGENT CARE PLEASANT HILLS		3			3
TUFTS MEDICAL CENTER			3	100%	3
MINUTECLINIC DIAGNOSTIC OF NORTH CAROLINA PC #7054		3			3
The Crossroads		3			3
ESTERO FIRE RESCUE		3			3
MEDEXPRESS URGENT CARE MARTINSBURG		2	1	33%	3
ST LUKES HOSPITAL LABORATORY		2	1	33%	3
MEDEXPRESS URGENT CARE - WEIRTON		3			3
NORTHWEST FLORIDA CLINICAL LAB		1	2	67%	3
WYOMING DEPT OF HEALTH			3	100%	3
FLORIDA DEPARTMENT OF HEALTH IN MIAMI DADE COUNTY		2	1	33%	3
Hunterdon Medical Center Laboratory		3			3
SIGNATURE CARE PFLUGERVILLE			3	100%	3
NEMOURS CHILDRENS PRIMARY CARE HORIZON WEST			3	100%	3
UNC HOSPITAL/MCLENDON CLINICAL LABORATORIES			3	100%	3
MEDEXPRESS URGENT CARE-HERSHEY		2	1	33%	3
SUNSHINE PEDIATRICS OF CENTRAL FLORIDA PL		1	2	67%	3
VIRGINIA DIVISION OF CONSOLIDATED LABORATORIES			3	100%	3
MEDICAL CENTER AFFILIATES WEST PALM			3	100%	3
FLORIDA MENTOR		3			3
CORTLAND COUNTY HEALTH DEPARTMENT		3			3
BOCA BIOLISTICS LLC			3	100%	3
PANCARE HEALTH - ALTHA PUBLIC			3	100%	3
IGENEX INC		3			3
BAYCARE MEDICAL GROUP INC			3	100%	3
ST BARNABAS HOSPITAL		3			3
PARTNERS PHARMACY OF FLORIDA LLC		3			3
NOVADX		2	1	33%	3
ALLIANCE LABS @LRMC			3	100%	3
UNITY HEALTH AND REHABILITATION CENTER			3	100%	3
MEDEXPRESS URGENT CARE - HOT SPRINGS		3			3
MADISON COUNTY HEALTH DEPARTMENT		3			3
THOMAS INTERNAL MEDICINE		3			3
REGIONAL MEDICAL LAB			3	100%	3
THOMAS LANGLEY			3	100%	3
FLORIDA MEDICAL CL ODOM TPA			3	100%	3
MINUTE CLINIC DIAGNOSTIC OF SC, LLC #42		3			3
SOUTH FLORIDA FAMILY HEALTH & RESEARCH CTR			3	100%	3
TIFTON CARECONNECT URGENT CARE			3	100%	3
MAGNOLIA PEDIATRICS GROUP LLC			3	100%	3
METHODIST HOSPITAL			3	100%	3
AMERICAN SCIENTIFIC LABORATORIES LLC			3	100%	3

COVID-19: testing by laboratory

Data through Dec 21, 2020 verified as of Dec 22, 2020 at 09:25 AM

Data in this report are provisional and subject to change.

The numbers in the table below represent the number of Florida and non-Florida residents for whom test results were received by the Department of Health. A person can be tested by more than one laboratory and can have both positive and negative results. **Therefore, the sum of the numbers in each column will be larger than the total number of people tested.**

Reporting lab	Inconclusive	Negative	Positive	Percent positive	Total
BROOKDALE OAKBRIDGE		1	2	67%	3
ASPEN VALLEY HOSPITAL			3	100%	3
CULLMAN REGIONAL MEDICAL CENTER		2	1	33%	3
NYC PUBLIC HEALTH LABS			3	100%	3
CITIZENS BAPTIST MEDICAL CENTERS LAB		3			3
MEDEXPRESS URGENT CARE-NESHANNOCK TWP		2	1	33%	3
PALMS, THE		3			3
CONSOLIDATED LABORATORY SERVICES			3	100%	3
URGENT DOC - URGENT CARE CLINIC			3	100%	3
INSPIRA MEDICAL CENTER VINELAND LAB		2	1	33%	3
DOCTORS MEDICAL CENTER OF WALTON COUNTY CLINIC			3	100%	3
Orchid Cove at Sarasota		3			3
SURETOX LABORATORY LLC		2	1	33%	3
NEWSTAR MEDICAL LABORATORIES		3			3
URGENT TEAM - HUNTSVILLE		3			3
MD NOW MEDICAL CENTER INC			3	100%	3
LOUISIANA DEPT. OF HEALTH AND HOSPITALS-INFECTIOUS DISEASE EPI SECTION			3	100%	3
VILLAGES HEALTH, THE		3			3
ADVENT HEALTH - CENTRAL PASCO ER			3	100%	3
APEX CLINICAL LABORATORIES INC		3			3
NORTH BROWARD HOSPITAL DISTRICT HEALTHCARE FOR THE HOMELESS			3	100%	3
DIXIE COUNTY HEALTH DEPARTMENT		2	1	33%	3
PALMS WEST HOSPITAL			3	100%	3
NORTH SHORE HEMATOLOGY-ONCOLOGY ASSOCIATES, PC		3			3
MEDFUSION		2	1	33%	3
DICKSON MEDICAL ASSOCIATES PC PATH LAB		3			3
PRORENATA LABS		1	2	67%	3
FLORIDA CLINICAL LABORATORY - BIOREFERENCE LABORATORIES		2	1	33%	3
ADVENTHEALTH MEDICAL GROUP PEDIATRIC & ADOLESCENT		3			3
TRUE HEALTH- HOFFNER		3			3
VAIL VALLEY MEDICAL CENTER			3	100%	3
MICHIGAN HEALTH CLINIC LABORATORIES		2	1	33%	3
MPG JACKSONVILLE ATLANTIC BLVD		1	2	67%	3
MD NOW URGENT CARE - DELRAY WEST			3	100%	3
BIRMINGHAM VAMC		1	2	67%	3
MEDEXPRESS URGENT CARE - FORT WORTH S		2	1	33%	3
HEALTHCARE NETWORK OF SOUTHWEST FLORIDA			3	100%	3
Bainbridge Health and Rehab		3			3
KISSIMMEE URGENT CARE		3			3
PREMIER FAMILY AND SPORTS MEDICINE		2	1	33%	3
US SPECIALTY LABS			3	100%	3
BAPTIST OUTPATIENT SERVICES			3	100%	3
ROCKLAND URGENT CARE FAMILY HEALTH NP		3			3
MINUTECLINIC, LLC, MINUTECLINIC #7637		3			3
MEDICAL CENTER OF THE ROCKIES			3	100%	3
PRISMA HEALTH MIDLANDS			3	100%	3
CARE ATC - CITY OF BOYNTON BEACH			3	100%	3

COVID-19: testing by laboratory

Data through Dec 21, 2020 verified as of Dec 22, 2020 at 09:25 AM

Data in this report are provisional and subject to change.

The numbers in the table below represent the number of Florida and non-Florida residents for whom test results were received by the Department of Health. A person can be tested by more than one laboratory and can have both positive and negative results. **Therefore, the sum of the numbers in each column will be larger than the total number of people tested.**

Reporting lab	Inconclusive	Negative	Positive	Percent positive	Total
Life Care Center of Citrus County		2	1	33%	3
NORTH DAKOTA DEPT OF HEALTH MICROBIOLOGY		1	2	67%	3
NC STATE LABORATORY OF PUBLIC HEALTH		3			3
FLORIDA LABORATORY ANALYSIS, LLC			3	100%	3
MARION COUNTY FIRE RESCUE		3			3
DOTHAN WEST FAMILY MEDICINE		2	1	33%	3
PPD - IXLAYER		3			3
QUINTON MEMORIAL HEALTH CARE CENTER		3			3
FLO-MEDILAB SERVICES LLC			3	100%	3
SANDGATE GARDENS REHAB & NURSING CENTER		2	1	33%	3
ENTRUST IMMEDIATE CARE			3	100%	3
URGENT CARE AT LONGWOOD			3	100%	3
FAMILY MEDICINE AT WATERMAN		3			3
ORLANDO ORTHOPAEDIC OUTPATIENT SURGERY CENTER		1	2	67%	3
VICAR'S LANDING NURSING HOME		2	1	33%	3
Fouraker Hills Rehab and Nursing			3	100%	3
MEDEXPRESS URGENT CARE-ARLINGTON		2	1	33%	3
TNC WALK IN CLINIC		1	2	67%	3
PM PEDIATRICS OF SELDEN PLLC		3			3
URGENT CARE - OCONEE		2	1	33%	3
TARRANT COUNTY PUBLIC HEALTH		3			3
CAMPAZZI CONCIERGE MEDICAL SERVICES		2	1	33%	3
CARESPOT-WELLINGTON			3	100%	3
ADVANCED PEDIATRICS OF BOCA LLC			3	100%	3
URGENT CARE OF ERWIN		3			3
TENDER CARE ALF		3			3
MACCLENNY NURSING AND REHAB			3	100%	3
SCIENTIFIC LABORATORY DIVISION			3	100%	3
TERRACE OF ST CLOUD, THE		2	1	33%	3
MID FLORIDA CLINICAL LABORATORY		2	1	33%	3
MINUTECLINIC, LLC #05038		3			3
FAMILY MEDICINE AT WINTER PARK			3	100%	3
SANFORD MOBILE LAB			3	100%	3
ONslow MEMORIAL HOSPITAL LABORATORY		3			3
ERIE COUNTY PUBLIC HEALTH CLINICAL		3			3
YORK HOSPITAL - LABORATORY			3	100%	3
ALOHA HOME CARE LLC DBA ACCENTCARE HOME HEALTH OF		3			3
GENOME LLC	1		2	67%	3
DACH MAIN LAB			3	100%	3
MEDEXPRESS URGENT CARE - SOUTH PARKERSBURG		3			3
NORTHEAST ALABAMA REGIONAL MEDICAL CENTER		2	1	33%	3
MEDEXPRESS URGENT CARE - TEAYS VALLEY		3			3
COURTYARD GARDENS OF BOYNTON BEACH, LLC		1	2	67%	3
BAPTIST HEALTH MEDICAL CENTER			3	100%	3
TAMPA		1	2	67%	3
CTRS			3	100%	3
SENTARA NORFOLK GENERAL HOSPITAL CENTRAL LAB			3	100%	3

COVID-19: testing by laboratory

Data through Dec 21, 2020 verified as of Dec 22, 2020 at 09:25 AM

Data in this report are provisional and subject to change.

The numbers in the table below represent the number of Florida and non-Florida residents for whom test results were received by the Department of Health. A person can be tested by more than one laboratory and can have both positive and negative results. **Therefore, the sum of the numbers in each column will be larger than the total number of people tested.**

Reporting lab	Inconclusive	Negative	Positive	Percent positive	Total
CARE ONE PRIMARY CARE			3	100%	3
COVENANT PEDIATRICS		1	2	67%	3
MEDEXPRESS - NEWARK		3			3
MINUTECLINIC DIAGNOSTIC OF MICHIGAN		3			3
LEE MEMORIAL HEALTH SYSTEM		2	1	33%	3
WATSON THERAPEUTICS INC			3	100%	3
MEDFIRST URGENT CARE			3	100%	3
RAPID CITY RUGENT CARE			3	100%	3
NORTHSIDE HOSPITAL		2	1	33%	3
PANIRA HEALTHCARE CLINIC			3	100%	3
LEXINGTON MEDICAL CENTER		1	2	67%	3
PREMIER CLINICAL RESEARCH INSTITUTE INC			3	100%	3
MINUTE CLINIC DIAGNOSTIC OF NEW JERSEY		3			3
ANN STORCK CENTER INC		3			3
ADVENTHEALTH MEDICAL GROUP PEDIATRICS AT		2	1	33%	3
MEDIC INFUSION PA		3			3
LEESBURG COMMUNITY HEALTH CENTERS			3	100%	3
LAHEY CLINIC MEDICAL CENTER			3	100%	3
MEDEXPRESS URGENT CARE - KOKOMO		3			3
MARYLAND STATE DEPT OF HEALTH	2		1	33%	3
BRENTWOOD SENIOR LIVING AT ST PETE			3	100%	3
VIDANT MEDICAL CENTER			3	100%	3
MINUTECLINIC DIAGNOSTIC OF TN PC #386		3			3
PALM BEACH CDH - DELRAY BEACH			3	100%	3
ADVENT HEALTH - WESTCHASE ER			3	100%	3
CORTLAND REGIONAL MEDICAL CENTER		3			3
PUBLIC HEALTH TRUST OF MIAMI DADE COUNTY			3	100%	3
State Lab Unspecifd			3	100%	3
VITAS HEALTHCARE			3	100%	3
MINUTE CLINIC LLC #5733		3			3
XPRESS URGENT CARE LLC		3			3
BARONESS ERLANGER HOSPITAL		3			3
JEFFERSON COUNTY HEALTH DEPARTMENT-MONTICELLO		2	1	33%	3
ASSOCIATES MD CYPRESS CREEK			3	100%	3
PINELLAS PARK HEALTH CENTER - PINELLAS CHD		1	2	67%	3
IOWA DEPARTMENT OF PUBLIC HEALTH			3	100%	3
PATIENT FIRST - ALLENTOWN			3	100%	3
LEE CONVENIENT CARE AT SUMMERLIN			3	100%	3
BIG BEND HOSPICE INC		3			3
COLLIER BLVD HMA PHYSICIAN MANAGEMENT,, LLC			3	100%	3
PHYSICIANS IMMEDIATE CARE ELGIN			3	100%	3
QUATRACOR PLLC		3			3
KEY WEST URGENT CARE, INC		3			3
ADVENT HEALTH - TIMBERRIDGE ER		2	1	33%	3
GREATER MOBILE URGENT CARE - SPRINGHILL			3	100%	3
LABCORP TAMPA		3			3
PULSE & REMEDY LLC			3	100%	3

COVID-19: testing by laboratory

Data through Dec 21, 2020 verified as of Dec 22, 2020 at 09:25 AM

Data in this report are provisional and subject to change.

The numbers in the table below represent the number of Florida and non-Florida residents for whom test results were received by the Department of Health. A person can be tested by more than one laboratory and can have both positive and negative results. **Therefore, the sum of the numbers in each column will be larger than the total number of people tested.**

Reporting lab	Inconclusive	Negative	Positive	Percent positive	Total
SJH			3	100%	3
Nashville Central Laboratory		3			3
BAY COUNTY HEALTH DEPARTMENT		3			3
DEPARTMENT OF PATHOLOGY ROME MEMORIAL		3			3
BRADENTON PHYSICIAN MEDICAL CENTER			3	100%	3
LOYOLA UNIVERSITY MEDICAL CENTER LABORATORY			3	100%	3
LIFEHOPE LABS			3	100%	3
REELFOOT FAMILY WALK IN CLINIC		2	1	33%	3
FLORIDA HEALTH CARE PLANS STIRLING CENTER			3	100%	3
ADVENT HEALTH MEDICAL GROUP- FAMILY MEDICINE AT DR. PHILIPS			3	100%	3
KENDALL REGIONAL MEDICAL CNTR			3	100%	3
SPRING LAKE REHABILITATION CENTER			3	100%	3
SSM HEALTH ST LOUIS MICROBIOLOGY LABORATORY		1	2	67%	3
OPENTRONS PRL		2	1	33%	3
ACCESS HEALTH CARE		2	1	33%	3
WANTAGH URGENT CARE		3			3
EMORY BENNETT VETERANS NURSING HOME		3			3
BAPTIST PRIMARY CARE, INC.		2	1	33%	3
SHEEPSHEAD BAY URGENT CARE		3			3
RHEA MEDICAL CENTER		3			3
SOUTHERN LABORATORY SERVICES OF NWF		3			3
MINUTECLINIC DIAGNOSTIC OF TEXAS		3			3
HILLVIEW LABORATORY			3	100%	3
GRACE WELLNESS CENTER		2	1	33%	3
SOFTLAB			3	100%	3
CVS MINUTE CLINIC, LLC #22		2	1	33%	3
ORCHID COVE DAYTONA			3	100%	3
PENSACOLA PEDIATRICS MILTON			3	100%	3
TRUE HEALTH - LAKE UNDERHILL		3			3
NEMOURS CHILDRENS PRIMARY CARE MAITLAND			3	100%	3
DISCOVERY VILLAGE AT STUART		1	2	67%	3
NOVALIFE MEDSPA			3	100%	3
LONGWOOD PEDIATRICS LLC			3	100%	3
LAFAYETTE NURSING AND REHAB			3	100%	3
ABBAY MANOR RETIREMENT RESIDENCE INC		3			3
AVANTE INVERNESS		1	2	67%	3
CAREWELL URGENT CARE			3	100%	3
INDIANA STATE DEPARTMENT OF HEALTH		1	2	67%	3
MEDEXPRESS URGENT CARE - IRVING		3			3
GONZALEZ MD AND ASWAD MD HEALTH SERVICES			3	100%	3
ALABAMA DEPARTMENT OF PUBLIC HEALTH		1	2	67%	3
FLORIDA CANCER SPECIALISTS & RESEARCH INSTITUTE		2	1	33%	3
MOBIL LAB FOR ALL INC		3			3
CGH MEDICAL CENTER			3	100%	3
UNIVERSITY OF MICHIGAN		2	1	33%	3
MONTANA PUBLIC HEALTH LAB			3	100%	3
MEDEXPRESS URGENT CARE-PASADENA		3			3

COVID-19: testing by laboratory

Data through Dec 21, 2020 verified as of Dec 22, 2020 at 09:25 AM

Data in this report are provisional and subject to change.

The numbers in the table below represent the number of Florida and non-Florida residents for whom test results were received by the Department of Health. A person can be tested by more than one laboratory and can have both positive and negative results. **Therefore, the sum of the numbers in each column will be larger than the total number of people tested.**

Reporting lab	Inconclusive	Negative	Positive	Percent positive	Total
GROVES CENTER			3	100%	3
PM PEDIATRICS OF BAYSIDE PLLC		3			3
MEDEXPRESS URGENT CARE - MIDLOTHIAN		3			3
BOLING, STEPHANIE		3			3
HARBOUR'S EDGE		2	1	33%	3
VELOCITY CARE			3	100%	3
LEWIS COUNTY MANOR		3			3
CENTRAL DUPAGE HOSPITAL			3	100%	3
WINDER NURSING INC DBA WINDER HEALTH CARE		3			3
Broadview Multi-Care Center		3			3
ADVENTHEALTH SEBRING- INFECTION CONTROL DEPARTMENT			3	100%	3
FLORIDA MENTOR-POINT WEST CLUSTER		3			3
PEDIATRICS AND ADOLESCENT MEDICINE		2	1	33%	3
COMMUNITY MEDICAL AND DENTAL CARE INC		3			3
EXETER HOSPITAL		3			3
HIALEAH SHORES NURSING AND		2	1	33%	3
ADVENTHEALTH CAR CENTER APOPKA			3	100%	3
HAWTHORNE INN OF LAKE LAND		3			3
NORTH NAPLES HOSPITAL RESPIRATORY THERAPY DEPARTMENT			3	100%	3
MEDICAL UNIVERSITY SC HOSPITAL			3	100%	3
WINDSOR OF LAKEWOOD RANCH,THE		3			3
INNOVATIVE COVID-DIVERSEY			3	100%	3
CRESTVIEW IMMEDIATE CARE LL			3	100%	3
THE CLINIC OF PEDIATRICS & GI MEDICINE, INC			3	100%	3
COURTYARD GARDENS OF JUPITER		3			3
MEDEXPRESS URGENT CARE - PRINCETON		3			3
MEDICAL CENTER ENTERPRISE			3	100%	3
MEDEXPRESS URGENT CARE - TARENTUM		3			3
Centrastate Medical Center		2	1	33%	3
MEDEXPRESS URGENT CARE - RICHMOND, W BROAD ST		3			3
AUSTIN PUBLIC HEALTH			3	100%	3
NIGHT LITE PEDIATRICS CENTER		1	2	67%	3
NAVAL MEDICAL CENTER SAN DIEGO			3	100%	3
MEDEXPRESS URGENT CARE MORGANTOWN		3			3
MEDEXPRESS - NEW CASTLE, DUPONT HWY		3			3
PATHOLOGY REFERENCE LAB LLC			3	100%	3
OCHSNER MEDICAL CENTER			3	100%	3
ALLIANCE FOR MULTISPECIALTY RESEARCH		3			3
CAPITAL HEALTH LABORATORY INC			3	100%	3
NOVANT HEALTH PRESBYTERIAN		2	1	33%	3
APOLLO GARDENS RETIREMENT RESIDENCE CARE		3			3
CROSSVILLE MEDICAL GROUP		1	2	67%	3
SEMINOLE FAMILY HEALTH CENTER		3			3
ORLANDO REGIONAL HEALTH SERVICES		1	2	67%	3
SunTerrace Health Care Center		3			3
MEDEXPRESS URGENT CARE, JOHNSTOWN		2	1	33%	3
NORTHERN LIGHT LABORATORY		1	2	67%	3

COVID-19: testing by laboratory

Data through Dec 21, 2020 verified as of Dec 22, 2020 at 09:25 AM

Data in this report are provisional and subject to change.

The numbers in the table below represent the number of Florida and non-Florida residents for whom test results were received by the Department of Health. A person can be tested by more than one laboratory and can have both positive and negative results. **Therefore, the sum of the numbers in each column will be larger than the total number of people tested.**

Reporting lab	Inconclusive	Negative	Positive	Percent positive	Total
ORANGE PARK PEDIATRICS			3	100%	3
BETTERMED URGENT CARE			3	100%	3
HELIX MEDICAL CENTERS		1	2	67%	3
MAYO		1	2	67%	3
FLORIDA MEDICAL CLINIC IM MLK		3			3
Enterprise Health and Rehabilitation Center		3			3
KENTUCKY CABINET FOR HEALTH AND FAMILY SERVICES			3	100%	3
CULLMAN REGIONAL URGENT CARE		2	1	33%	3
MERCY HEALTH LAB		1	1	50%	2
MEDEXPRESS URGENT CARE, CHAMBERSBURG		2			2
LONG ISLAND UNIVERSITY - POST CAMPUS		2			2
PINELLAS POINT NURSING AND REHAB			2	100%	2
DELCARE PA			2	100%	2
SIGNATURE CARE LEWISVILLE-EMERGENCY CENTER		1	1	50%	2
MIDDLE TENN MENTAL HEALTH INSTITUTE		2			2
DELAWARE DIAGNOSTICS LABS			2	100%	2
PALM BAY COMMUNITY OUTPATIENT CLINIC		2			2
MINUTECLINIC DIAGNOSTIC OF RHODE ISLAND		1	1	50%	2
LAKELAND REGIONAL HEALTH		2			2
TIEHH BIOTERRORISM RESPONSE LAB			2	100%	2
CPL LABS			2	100%	2
Alden Terrace of McHenry			2	100%	2
GOLDSTEIN			2	100%	2
TGH Brandon Healthplex Laboratory			2	100%	2
RIVERVIEW MEDICAL CLINIC		2			2
BAHIA OAKS LODGE		2			2
LOWELL GENERAL HOSPITAL			2	100%	2
LIFESPRING COMMUNITY HEALTH		2			2
STEWART MELBOURNE HOSPITAL, INC			2	100%	2
LEE PHYSICIAN GROUP		1	1	50%	2
MD NOW URGENT CARE MEDICAL CENTERS INC			2	100%	2
OHIO DEPARTMENT OF HEALTH LABORATORY		2			2
NEMOURS CHILDREN'S PRIMARY CARE THE VILLAGES		2			2
JUST BELIEVE RECOVERY CENTER			2	100%	2
CVS MINUTE CLINIC			2	100%	2
ASHLEY PEDIATRICS			2	100%	2
TERRACE AT HOBE SOUND, THE		1	1	50%	2
MEDEXPRESS-HOUSTON EAST FWY		1	1	50%	2
MC DIAGNOSTIC OF CONNECTICUT PC #459		2			2
ADVENT HEALTH CENTRAL TEXAS		1	1	50%	2
AMEDISYS HOME HEALTH OF GREENVILLE			2	100%	2
SACRED HEART HEALTH SYSTEM, INC			2	100%	2
PANCARE HEALTH - SNEADS ELEMENTARY			2	100%	2
SOUTHEAST GEORGIA HEALTH SYSTEM			2	100%	2
ST JOSEPH'S HOSPITAL LABORATORY			2	100%	2
New Jersey Aim At Smg		2			2
INTEGRATED REGIONAL LABS			2	100%	2

COVID-19: testing by laboratory

Data through Dec 21, 2020 verified as of Dec 22, 2020 at 09:25 AM

Data in this report are provisional and subject to change.

The numbers in the table below represent the number of Florida and non-Florida residents for whom test results were received by the Department of Health. A person can be tested by more than one laboratory and can have both positive and negative results. **Therefore, the sum of the numbers in each column will be larger than the total number of people tested.**

Reporting lab	Inconclusive	Negative	Positive	Percent positive	Total
Lakeside Oaks Care Center			2	100%	2
TMH PHYSICIAN PARTNERS BLOUNTSTOWN			2	100%	2
MINUTECLINIC DIAGNOSTIC OF TEXAS, LLC #7435		2			2
WHITESANDS OUTPATIENT TREATMENT		2			2
MADISON HOSPITAL LABORATORY			2	100%	2
Avanti Wellness and Rehab			2	100%	2
TALLAHASSEE MEMORIAL HEALTHCARE FAMILY MED RESIDENCY			2	100%	2
MORGAN STANLEY HEALTH CENTER		2			2
CONEMAUGH MEMORIAL MEDICAL CENTER		2			2
PLEASANTVILLE OF SEBASTIAN LLC			2	100%	2
ORMOND BEACH URGENT CARE			2	100%	2
SUMNER REGIONAL MEDICAL CENTER		2			2
GOLDMAN SACHS HEALTH CENTER		2			2
VALLEY BAPTIST MEDICAL CENTER: BROWNSVILLE			2	100%	2
PINECREST PEDIATRICS GROUP LLC			2	100%	2
MINUTECLINIC, LLC #4230		1	1	50%	2
RUSSELL MEDICAL CENTER		2			2
CLINICA HISPANIA			2	100%	2
VILLA HEALTH NH LLC			2	100%	2
TRINITAS REGIONAL MEDICAL CENTER		1	1	50%	2
KAILOS GENETICS INC			2	100%	2
FLORIDA DEPARTMENT OF HEALTH WASHINGTON COUNTY		1	1	50%	2
OELWEIN HEALTH CARE CENTER		2			2
SCDHEC BUREAU OF LABORATORIES			2	100%	2
Lanier Rehab			2	100%	2
CITRUS PARK			2	100%	2
UK HEALTHCARE			2	100%	2
MINUTECLINIC, LLC #5707		2			2
MEDEXPRESS URGENT CARE - STATE COLLEGE		2			2
MIDLAND MEMORIAL HOSPITAL			2	100%	2
SWEETWATER NURSING CENTER		2			2
LIFT HEALTH		2			2
PEACE RIVER MEDICAL CENTER		2			2
ARLINGTON DIALYSIS CENTER LLC		2			2
PUTNAM COUNTY EMERGENCY RESCUE SERVICE		2			2
LINCOLN MEDICAL CENTER		2			2
CERTIVIA LABORATORIES			2	100%	2
SANIBEL MEDICAL CLINIC			2	100%	2
COVID PROCESSING SITE			2	100%	2
Kennedy University Hospital -Wash Twp L		2			2
BAPTIST HEALTHCARE - LAKEVIEW CENTER INC		2			2
BAYSHORE MEDICAL CENTER			2	100%	2
Great Lakes Health Center			2	100%	2
WEST COAST PEDIATRICS			2	100%	2
MINUTECLINIC DIAGNOSTIC OF PA LLC		2			2
SUNNYSIDE MANOR		2			2
PALM MEDICAL CENTER - PLANT CITY		2			2

COVID-19: testing by laboratory

Data through Dec 21, 2020 verified as of Dec 22, 2020 at 09:25 AM

Data in this report are provisional and subject to change.

The numbers in the table below represent the number of Florida and non-Florida residents for whom test results were received by the Department of Health. A person can be tested by more than one laboratory and can have both positive and negative results. **Therefore, the sum of the numbers in each column will be larger than the total number of people tested.**

Reporting lab	Inconclusive	Negative	Positive	Percent positive	Total
ADVENTIST HINSDALE HOSPITAL LABORATORY			2	100%	2
PALM CITY NURSING AND REHAB CENTER			2	100%	2
FAST PACE MEDICAL CLINIC		2			2
PIEDMONT HOSPITAL LAB			2	100%	2
SKIPPACK MEDICAL LAB			2	100%	2
CLEVELAND CLINIC IMAGING			2	100%	2
ADVOCATE SHERMAN HOSPITAL			2	100%	2
Parkridge Specialty Care		2			2
VIGILINT HEALTHCARE		1	1	50%	2
DRR JMC URGENT CARE DONALD ROSS			2	100%	2
MEDICAL CENTER LABORATORY			2	100%	2
ADVENTHEALTH IMAGING PARTIN SETTLEMENT			2	100%	2
MINUTE CLINIC DIAGNOSTIC MED GRP		2			2
EAST NAPLES PEDIATRICS			2	100%	2
URGENT CARE USA LLC			2	100%	2
CHESTERFIELD HEALTHCARE GROUP, INC		2			2
UT AUSTIN UNIVERSITY HEALTH SERVICES			2	100%	2
MEDEXPRESS URGENT CARE - SUMMERSVILLE, WEBSTER RD		2			2
BOND COMMUNITY HEALTH CENTER			2	100%	2
MINUTECLINIC DIAG OF IND LLC #1138		1	1	50%	2
LAB CORP OF AMER SAN DIEGO			2	100%	2
NATIONWIDE LABORATORY SERVICES		1	1	50%	2
ARKANSAS DEPARTMENT OF HEALTH			2	100%	2
DOCTOR 4 U CLINIC			2	100%	2
SUNBRIDGE CARE & REHAB FOR DECATUR		2			2
CVS MINUTE CLINIC DIAGNOSTIC OF KANSAS, PA		2			2
JOHN D. ARCHBOLD MEM. HOSPITAL			2	100%	2
FLORIDA PRIMARY CARE CENTER PA		2			2
MEDEXPRESS URGENT CARE-CLOQUET		2			2
NEMOURS CHILDRENS PRIMARY CARE OVIEDO			2	100%	2
LEGACY LABORATORY SERVICES			2	100%	2
CVS MINUTE CLINIC DIAGNOSTIC MED GRP OF SAN		2			2
NEBRASKA MEDICAL CENTER			2	100%	2
ROCKEFELLER UNIVERSITY CLINICAL GENOMICS LABORATOR		2			2
MEMORIAL HERMANN CONSOLIDATED LABORATORY SERVICES			2	100%	2
MED EXPRESS URGENT CARE PC - MARYLAND		2			2
RENFREW CENTERS INC		2			2
SMOKY MOUNTAIN URGENT CARE AND FAMILY MEDICINE CENTER			2	100%	2
GALEN BAYLOR EXTENSION		2			2
VETERANS AFFAIRS MEDICAL CENTER - GREATER LOS ANGELES			2	100%	2
NAVAL MEDICAL CENTER			2	100%	2
ADVENT HEALTH MEDICAL GROUP FAMILY MEDICINE			2	100%	2
SARASOTA MEMORIAL MEDICAL URGENT CARE CENTER			2	100%	2
Medilodge of Montrose		2			2
RELIANT IMMUNE DIAGNOSTICS			2	100%	2
NURSING PLUS OF BROWARD LLC		1	1	50%	2
TAMPA INTERNATIONAL AIRPORT			2	100%	2

COVID-19: testing by laboratory

Data through Dec 21, 2020 verified as of Dec 22, 2020 at 09:25 AM

Data in this report are provisional and subject to change.

The numbers in the table below represent the number of Florida and non-Florida residents for whom test results were received by the Department of Health. A person can be tested by more than one laboratory and can have both positive and negative results. **Therefore, the sum of the numbers in each column will be larger than the total number of people tested.**

Reporting lab	Inconclusive	Negative	Positive	Percent positive	Total
ASCENSION ST VINCENT'S RIVERSIDE			2	100%	2
Elba Nursing and Rehabilitation Center, LLC		2			2
TENNESSEE DEPARTMENT OF HEALTH (TDH) - REGIONAL LABORATORY			2	100%	2
UNIVERSITY HOSPITAL OF BROOKLYN		2			2
ST. ELIZABETH HEALTHCARE			2	100%	2
AFC PHYSICIANS OF FLORIDA, PA			2	100%	2
ADVENTHEALTH MEDICAL GROUP PEDIATRICS		1	1	50%	2
JOHNSON CITY MEDICAL CENTER		1	1	50%	2
MEDEXPRESS URGENT CARE CHARLESTON		2			2
CAYUGA COUNTY HEALTH DEPARTMENT		2			2
WALGREENS #05477		2			2
PRECISION DIAGNOSTIC INC		2			2
TMH EC NORTHEAST LABORATORY			2	100%	2
ATLAS GENOMICS			2	100%	2
UNIVERSITY HOSPITALS OF CLEVELAND			2	100%	2
ORLANDO LUTHERAN TOWERS		1	1	50%	2
OURMED		2			2
AMERICAN MEDICAL LABORATORIES			2	100%	2
LIFE CARE HOME HEALTH SERVICES LLC			2	100%	2
NORTON IMMEDIATE CARE CENTER - PRESTON			2	100%	2
EXCEPTIONAL EMERGENCY CENTER - AMARILLO			2	100%	2
PREMIER FAMILY HEALTH PA			2	100%	2
SPECTRUM HEALTH			2	100%	2
ONE MEDICAL GROUP		1	1	50%	2
MAJESTIC GUARDIANS			2	100%	2
MEASE COUNTRYSIDE HOSPITAL CARDIAC REH			2	100%	2
GULF COAST IMMEDIATE CARE CENTER		1	1	50%	2
THE HOSPITAL OF PROVIDENCE EMERGENCY ROOM			2	100%	2
Rosedale Green		2			2
COMMUNITY MEDICAL CENTER			2	100%	2
MID - FLORIDA PATHOLOGY LLC		1	1	50%	2
SPRING HILL REGIONAL HOSPITAL			2	100%	2
MEMORIAL SLOAN KETTERING CANCER CENTER		1	1	50%	2
MINUTECLINIC DIAGNOSTIC OF NORTH CARO		2			2
MEDEXPRESS URGENT CARE - LEDGEWOOD		2			2
VENICE GREEN VILLAGE		2			2
THE PATHOLOGY LABORATORY		1	1	50%	2
JRS LABORATORY			2	100%	2
HOLY FAMILY MEDICAL CENTER		1	1	50%	2
COVANCE			2	100%	2
MEDSTAR HARBOR HOSPITAL			2	100%	2
GULF COAST REGIONAL MEDICAL CARE		2			2
GULF COAST PEDIATRICS OF SARASOTA PA		1	1	50%	2
AFC PHYSICIANS OF FLORIDA PA			2	100%	2
Iowa Veterans Home		2			2
LIFE CARE CENTER OF PALM BAY		2			2
EMORY UNIVERSITY HOSPITAL			2	100%	2

COVID-19: testing by laboratory

Data through Dec 21, 2020 verified as of Dec 22, 2020 at 09:25 AM

Data in this report are provisional and subject to change.

The numbers in the table below represent the number of Florida and non-Florida residents for whom test results were received by the Department of Health. A person can be tested by more than one laboratory and can have both positive and negative results. **Therefore, the sum of the numbers in each column will be larger than the total number of people tested.**

Reporting lab	Inconclusive	Negative	Positive	Percent positive	Total
MORRISTOWN MEMORIAL HOSPITAL		2			2
WOMENS CARE FLORIDA LLC-LABORATORY		2			2
INTERNAL MEDICINE ASSOCIATES-DUNELLON			2	100%	2
MARTIN MEDICAL CENTER INC		1	1	50%	2
ASPIRUS RIVERVIEW HOSPITAL & CLINICS INC		1	1	50%	2
FAMILY PRACTICE OF DAVIE INC			2	100%	2
SCIENTIFIC LABORATORY COMPANY		2			2
Robert Cranfield			2	100%	2
HANOVER ENDOSCOPY CENTER		2			2
MINUTECLINIC DIAGNOSTIC MED GRP OF SAN		2			2
BAYMEADOWS PRIMARY CARE		2			2
CORNERSTONE MEDICAL CARE OF BRANDON		2			2
EASYCARE WALK-IN CLINIC			2	100%	2
CSS- TWELVE OAKS			2	100%	2
URGENT CARE AND SURGERY CENTER			2	100%	2
CALIFORNIA DEPARTMENT OF PUBLIC HEALTH			2	100%	2
Heartland Healthcare Center Boca Raton			2	100%	2
SACRED HEART HOSPITAL ON THE EMERALD			2	100%	2
BNC Medical Investors, LLC Berrien Nursing & Rehabilitation Center		2			2
OAKBRIDGE TERRACE AT SAE			2	100%	2
UC CORAL GABLES			2	100%	2
WISCONSIN STATE LABORATORY OF HYGIENE		1	1	50%	2
MEDEXPRESS URGENT CARE - BATTLE CREEK		2			2
PM PEDIATRICS OF BAYSIDE PLLC - HOPEWELL JUNCTION		2			2
CVS MINUTE CLINIC DIAG OF IND LLC #5206		1	1	50%	2
UNITED MEMORIAL MEDICAL CENTER			2	100%	2
INTERNAL MEDICINE & PEDIATRICS WELLNESS CENTER			2	100%	2
IN AND OUT URGENT CARE			2	100%	2
CVS MINUTE CLINIC DIAGNOSTIC		2			2
WALGREENS #13605		2			2
FHPG FAMILY MEDICAL CENTER OF TAMPA BAY		1	1	50%	2
CROSSROADS			2	100%	2
HARLEM HOSPITAL CENTER		2			2
CUMBERLAND MEDICAL CENTER INC		2			2
STEUBEN COUNTY PUBLIC HEALTH		2			2
FLORIDA DEPARTMENT OF HEALTH (FDOH)			2	100%	2
Clearwater Center		2			2
Life Care Center of Orlando			2	100%	2
STUDENT HEALTH SERVICES			2	100%	2
ADVANCED PEDIATRICS			2	100%	2
AUSTIN REGIONAL CLINIC MICROBIOLOGY LAB			2	100%	2
SUNCOAST BLOOD BANK			2	100%	2
INTEGRITY CLINICAL RESEARCH CENTER INC		1	1	50%	2
JUPITER INTERNAL MEDICINE AND ASSOCIATES			2	100%	2
PALMETTO FAMILY HEALTH CENTER			2	100%	2
MINUTE-CLINIC DIAGNOSTIC OF VIRGINIA, LLC #2003		1	1	50%	2
FLAGLER PROFESSIONAL HEALTH CAE SERVICES INC		2			2

COVID-19: testing by laboratory

Data through Dec 21, 2020 verified as of Dec 22, 2020 at 09:25 AM

Data in this report are provisional and subject to change.

The numbers in the table below represent the number of Florida and non-Florida residents for whom test results were received by the Department of Health. A person can be tested by more than one laboratory and can have both positive and negative results. **Therefore, the sum of the numbers in each column will be larger than the total number of people tested.**

Reporting lab	Inconclusive	Negative	Positive	Percent positive	Total
ALVERNO CLINICAL LABORATORIES			2	100%	2
DOCTORS HOSPITAL RENAISSANCE			2	100%	2
MEDEXPRESS URGENT CARE - OMAHA N 72 ST		2			2
MORTON PLANT NORTH BAY HOSPITAL			2	100%	2
HOUSTON HEALTH DEPARTMENT - BUREAU OF LABORATORY SERVICES			2	100%	2
MAIN STREET MEDICAL CENTERS		2			2
SPECTRA LABS		1	1	50%	2
MEDICAL CITY DALLAS HOSPITAL			2	100%	2
PRIMARY CARE WALK IN CLINIC PLLC			2	100%	2
OCALA REGIONAL KIDNEY CENTER-WEST			2	100%	2
TRUE HEALTH INC			2	100%	2
EMERALD TRACE		2			2
FLORIDA MEDICAL CLINIC -INTERNAL MED DADE CITY			2	100%	2
PINARD HOME HEALTH SERVICES INC			2	100%	2
SYLVAN NURSING			2	100%	2
FELICIDAD MEDICAL CENTER INC			2	100%	2
PEACEHEALTH CENTRAL		2			2
Baldwin Pediatrics		2			2
GINKGO-IXLAYER		2			2
Workmens Circle Multicare Center		2			2
SANFORD REGIONAL HOSPITAL WORTHINGTON		2			2
ADVANCED RESEARCH FOR HEALTH IMPROVEMENT		1	1	50%	2
MEDEXPRESS URGENT CARE - CEDAR KNOLLS		2			2
ORLANDO MEDICAL CENTER PL			2	100%	2
ST. JOSEPH REGIONAL MEDICAL CENTER			2	100%	2
PTC LABORATORIES			2	100%	2
Good Samaritan Society-Blackduck		1	1	50%	2
87TH MEDICAL GROUP - MCGUIRE AMBULATORY CARE FACILITY		2			2
MINUTE CLINIC LLC #5706		1	1	50%	2
SPRINGS MEDICAL LAB		1	1	50%	2
LAKE MARY HEALTH AND REHABILITATION CENTER		1	1	50%	2
STARR COUNTY MEMORIAL HOSPITAL			2	100%	2
WAL-MART STORES EAST LP		2			2
DEKALB MEDICAL CENTER LABORATORY			2	100%	2
GENETIC ASSAYS INC			2	100%	2
ST. MARY'S MEDICAL CENTER EVANSVILLE, INC			2	100%	2
CLINICAL LABORATORY		2			2
THE PALMS REHABILITATION AND HEALTHCARE CENTER		2			2
NORTHCREST MEDICAL CENTER			2	100%	2
DEPARTMENT OF HEALTH AND HUMAN SERVICES DIVISION OF BEHAVIORAL HEALTH		1	1	50%	2
MINUTECLINIC DIAGNOSTIC OF NEW JERSEY		2			2
EASTLAKE MEDICAL CENTER		2			2
SOUTH CAROLINA DEPT OF HEALTH AND ENVIRONMENT CONTROL		2			2
VIRTUA MEMORIAL HOSPITAL BURLINGTON COUNTY			2	100%	2
MINUTECLINIC, LLC #03268		2			2
NORTH DADE NURSING AND REHABILITATION CENTER			2	100%	2
APC PEDIATRICS			2	100%	2

COVID-19: testing by laboratory

Data through Dec 21, 2020 verified as of Dec 22, 2020 at 09:25 AM

Data in this report are provisional and subject to change.

The numbers in the table below represent the number of Florida and non-Florida residents for whom test results were received by the Department of Health. A person can be tested by more than one laboratory and can have both positive and negative results. **Therefore, the sum of the numbers in each column will be larger than the total number of people tested.**

Reporting lab	Inconclusive	Negative	Positive	Percent positive	Total
THE FOUNTAIN AT BOCA CIEGA BAY		2			2
DISCOVERY VILLAGE AT THE FORUM		2			2
NEW GEN LABS			2	100%	2
TIFFANY LAKE CARE CENTERS INC		2			2
MINUTECLINIC DIAGNOSTIC OF OHIO #7790		1	1	50%	2
SINAI PLAZA NURSING AND REHAB CENTER			2	100%	2
ADVANCED MEDICAL CARE			2	100%	2
HOME ACCESS HEALTH			2	100%	2
BENTON PEDIATRICS		2			2
COL CROSSROAD		1	1	50%	2
JEFFERSON WASHINGTON TOWNSHIP HOSPITAL		2			2
CARENOW-LEBANON		1	1	50%	2
BAYLOR COLLEGE OF MEDICINE			2	100%	2
MEDEXPRESS URGENT CARE FOX CHAPEL		2			2
Greystone Nursing and Rehab, LLC			2	100%	2
CORAL REEF NURSING & REHABILITATION CENTER		2			2
CAPRONA GROUP HOME			2	100%	2
CELEBRATION PRIMARY CARE ASSOCIATES LLC		2			2
Metro West Nursing and Rehab			2	100%	2
FEDERAL CORRECTIONAL INSTITUTION MARIANNA			2	100%	2
BIOMAT USA			2	100%	2
SOUTHSIDE FAMILY MEDICAL		2			2
NEMOURS CHILDRENS PRIMARY CARE			2	100%	2
NEW YORK STATE DEPARTMENT OF HEALTH		1	1	50%	2
Grand Villa of Deerfield Beach			2	100%	2
EXPRESS CARE OF TAMPA BAY LLC		1	1	50%	2
MEDLOGIC, LLC		2			2
FLORIDA COMMUNITY HEALTH CENTERS, INC.			2	100%	2
HEART OF FLORIDA HEALTH CENTER INC			2	100%	2
MEDICINE SHOPPE #1306 THE		1	1	50%	2
MINUTECLINIC, LLC #05814		2			2
LEXINGTON PLACE			2	100%	2
UNIVERSTIY OF ILLINOIS HOSPITAL			2	100%	2
GRAND VILLA OF MELBOURNE			2	100%	2
RIVERWOOD CENTER,THE			2	100%	2
CLEVELAND CLINIC FLORIDA			2	100%	2
MEDEXPRESS URGENT CARE - SOUTH CHARLESTON		2			2
GEISINGER MEDICAL CENTER		2			2
Gulf Shore Care Center			2	100%	2
BIOHEALTH MEDICAL LAB INC			2	100%	2
FLORIDA HOSPITAL LABORATORIES		2			2
Rutgers Health Rwj University Hospital - Laboratory		2			2
BENEVA LAKES ASSISTED LIVING CENTER			2	100%	2
RAINY LAKE MEDICAL CENTER			2	100%	2
SIGNATURE HEALTHCARE OF MIDDLEBURG		2			2
BAYSTATE MEDICAL CENTER		1	1	50%	2
ALLIED PHYSICIANS GROUP PLLC		2			2

COVID-19: testing by laboratory

Data through Dec 21, 2020 verified as of Dec 22, 2020 at 09:25 AM

Data in this report are provisional and subject to change.

The numbers in the table below represent the number of Florida and non-Florida residents for whom test results were received by the Department of Health. A person can be tested by more than one laboratory and can have both positive and negative results. **Therefore, the sum of the numbers in each column will be larger than the total number of people tested.**

Reporting lab	Inconclusive	Negative	Positive	Percent positive	Total
COASTAL MEDICAL LAB			2	100%	2
SUN TERRACE HEALTH CARE CENTER			2	100%	2
BRANDYWYNE HEALTH CARE CENTER			2	100%	2
THE CLUB AT BOYNTON BEACH, LLC			2	100%	2
UTMB PATHOLOGY CLINICAL SERVICES LABORATORY			2	100%	2
CHAPPEL GROUP RESEARCH, THE		2			2
NOT GIVEN		1	1	50%	2
MEDEXPRESS URGENT CARE - BRIDGEVILLE		2			2
MEDEXPRESS URGENT CARE - HOLLINS		2			2
FLORIDA MEDICAL ASSOCIATES LLC			2	100%	2
PruittHealth Lakehaven		2			2
MED FUSION			2	100%	2
Bedford Care Center of Hattiesburg		2			2
MINUTE CLINIC DIAGNOSTIC OF SOUTH CAROLINA		1	1	50%	2
DEPT OF HEALTH			2	100%	2
REGIONS HOSPITAL LABORATORY			2	100%	2
MEDEXPRESS URGEN CARE - EAST BRUNSWICK		2			2
ADVANCED URGENT CARE OF MARATHON			2	100%	2
Lakeview Village		2			2
VERILY LIFE SCIENCES		2			2
SIMEDHEALTH LLC		2			2
ST VINCENTS AMBULATORY CARE INC DBA			2	100%	2
MAWD PATHOLOGY GROUP			2	100%	2
MEDEXPRESS URGENT CARE-BLOOMFIELD AVEN		2			2
MEDEXPRESS URGENT CARE - SPRINGDALE, S 40TH STREET		2			2
JACKSON LABORATORY OF GENOMIC MEDICINE		2			2
MINUTE CLINIC DIAGNOSTIC OF NORTH CAROLINA		2			2
VANAYER HEALTHCARE AND REHAB CENTER		2			2
POMONA VALLEY COMMUNITY HOSPITAL			2	100%	2
MEDEXPRESS URGENT CARE - TULSA, S YALE AVE		2			2
HALIFAX HEALTH CARE FOR WOMEN		2			2
NCH NORTH NAPLES HOSPITAL			2	100%	2
RIVER CITY MEDICAL ASSOCIATES INC			2	100%	2
COOK HOSPITAL AND CARE CENTER		1	1	50%	2
ACCESS MEDICAL GROUP OF FLORIDA CITY			2	100%	2
NLC LABS			2	100%	2
MEDICAL CENTER AT OCEAN REEF,THE		2			2
NAVAL BRANCH MEDICAL CLINIC			2	100%	2
MEDEXPRESS URGENT CARE-SCOTT TOWNSHIP		2			2
MINUTECLINIC DIAGNOSTIC OF VIRGINIA		2			2
SOUTHERN TENNESSEE MEDICAL CENTER			2	100%	2
MINUTECLINIC, DIAGNOSTIC OF TEXAS, LLC		2			2
CHEROKEE COUNTY HEALTH AND REHAB CENTER		2			2
SHORE MEDICAL CENTER		2			2
Magnolia Health and Rehab Center			2	100%	2
CARE CENTERS OF NASSAU LLC MINER ROAD SOUTH		2			2
Church Creek SNF			2	100%	2

COVID-19: testing by laboratory

Data through Dec 21, 2020 verified as of Dec 22, 2020 at 09:25 AM

Data in this report are provisional and subject to change.

The numbers in the table below represent the number of Florida and non-Florida residents for whom test results were received by the Department of Health. A person can be tested by more than one laboratory and can have both positive and negative results. **Therefore, the sum of the numbers in each column will be larger than the total number of people tested.**

Reporting lab	Inconclusive	Negative	Positive	Percent positive	Total
NORTHWELL HEALTH			2	100%	2
SCIENTIA DIAGNOSTICS			2	100%	2
COMMONS AT ORLANDO LUTHERAN TOWERS SNF			2	100%	2
AFFORDABLE PRIMARY CARE LLC		2			2
PEPIN ACADEMIES-PASCO		2			2
ACL LABORATORIES INDUSTRIAL TOXICOLOGY			2	100%	2
ST. CLOUD PHARMACY AND WELLNESS CENTER		2			2
CLAY PRIMARY & FAMILY CARE LLC			2	100%	2
STEWART ST ELIZABETH MEDICAL CENTER			2	100%	2
BROOKDALE SENIOR LIVING			2	100%	2
CALIFORNIA DIVISION OF COMMUNICABLE DISEASE CONTROL			2	100%	2
SHANDS AT LAKE SHORE LAB			2	100%	2
CLEAR LAKE REGIONAL MEDICAL CENTER			2	100%	2
HAVEN HOSPICE			2	100%	2
Westside Terrace		2			2
ARCPOINT LABS OF ALTAMONTE SPRINGS			2	100%	2
UW HOSPITAL AND CLINICS		1	1	50%	2
UT PATH			2	100%	2
BMC/JACSONVILLE		1	1	50%	2
ABSOLUTE GENOMICS			2	100%	2
FIRST CARE - MIDDLESBORO			2	100%	2
Lake Charles Healthcare LLC dba Landmark Lake Charles			2	100%	2
IN & OUT URGENT CARE METAIRIE			2	100%	2
ORANGE COUNTY HEALTH DEPARTMENT		1	1	50%	2
POINT OF CARE PRIVATE HEALTH MANAGEMENT			2	100%	2
FL DEPT OF HEALTH MARION COUNTY MOBILE HEALTH UNIT			2	100%	2
ROAN DRUG COMPANY LLC		2			2
OHIO DEPARTMENT OF HEALTH			2	100%	2
ACCESS LABORATORIES LLC			2	100%	2
MEDEXPRESS URGENT CARE-SELINGSGROVE		2			2
PARADIGM LABORATORIES			2	100%	2
CELEBRATION PEDIATRICS			2	100%	2
UNIVERSITY OF MARYLAND MEDICAL CENTER			2	100%	2
ALLIANCE PEDIATRICS PA			2	100%	2
CCRX OF NORTH CAROLINA, LLC		1	1	50%	2
ADVICE FOR OPTIMAL WELLNESS, INC			2	100%	2
FLORIDA KEYS PED & ADOLES CTR			2	100%	2
Alden Des Plaines			2	100%	2
ASSOCIATES IN MEDICINE			2	100%	2
EXPRESSCARE URGENT CARE CENTER			2	100%	2
TULANE MEDICAL CENTER			2	100%	2
MEDEXPRESS URGENT CARE-WILKINS TOWNSHIP, WILLIAM PENN HIGHWAY		2			2
ASCENSION ST MICHAEL'S HOSPITAL LAB		1	1	50%	2
JUPITER MEDICAL CENTER URGENT CARE - STUART			2	100%	2
University Center East			2	100%	2
UNIVERSITY OF MISSOURI HEALTH CARE			2	100%	2
NOVA SOUTHEASTERN UNIVERSITY - STUDENT MEDICAL CTR			2	100%	2

COVID-19: testing by laboratory

Data through Dec 21, 2020 verified as of Dec 22, 2020 at 09:25 AM

Data in this report are provisional and subject to change.

The numbers in the table below represent the number of Florida and non-Florida residents for whom test results were received by the Department of Health. A person can be tested by more than one laboratory and can have both positive and negative results. **Therefore, the sum of the numbers in each column will be larger than the total number of people tested.**

Reporting lab	Inconclusive	Negative	Positive	Percent positive	Total
WISE HEALTH SYSTEM		1	1	50%	2
LACORP		1	1	50%	2
ADVICE FOR OPTIMAL WELLNESS			2	100%	2
MEDEXPRESS URGENT CARE LAVALE		2			2
ELMHURST MEMORIAL HOSPITAL			2	100%	2
MEMORIAL HERMANN			2	100%	2
PRINCETON BMC LABORATORY		2			2
CVS MINUTE CLINIC DIAGNOSTIC OF TN #6044		2			2
LATCHER LABORATORY OF A O FOX MEMORIAL		2			2
NATIONAL JEWISH HEALTH			2	100%	2
CAREHERE LCS- EUSTIS			2	100%	2
SPECIALTY LABORATORIES			2	100%	2
MEDEXPRESS URGENT CARE - MOUNTAIN HOME		2			2
NEW BRIDGE MEDICAL CENTER		2			2
CARESPOT EXPRESS HEALTHCARE			2	100%	2
SOUTH DAKOTA DEPARTMENT OF HEALTH		2			2
BETHPAGE EXTENDED HOURS CENTER		2			2
MID-FLORIDA HEMATOLOGY AND ONCOLOGY CENTERS		2			2
SURFSIDE URGENT CARE			2	100%	2
REMISE OCCUPATIONAL HEALTH SOLUTIONS INC			2	100%	2
SPARROW CENTRAL LAB			2	100%	2
MEDEXPRESS - WILMINGTON KIRKWOOD HIGHWAY		2			2
PUBLIC HEALTH LABORATORY	1		1	50%	2
MINUTECLINIC DIAGNOSTIC PA #7110		2			2
BRITO MEDICAL CENTER			2	100%	2
INSPIRIT SENIOR LIVING			2	100%	2
FIRST CHOICE MEDICAL PC			2	100%	2
LILY PHARMACY		2			2
FLORIDA MEDICAL CLINIC CARDIOLOGY-ZH			2	100%	2
VIRGINIA DEPT OF HEALTH OFFICE OF EPIDEMIOLOGY			2	100%	2
CROSSROADS URGENT CARE, PLLC		2			2
BERGEN COUNTY SURGICAL AND ENDOSCOPY CENTER		2			2
MEDEXPRESS URGENT CARE - WEST ST PAUL, ROBERT ST S		2			2
FLORIDA MEDICAL CENTER OF CLEARWATER		2			2
MAGNOLIA ADULT, LLC			2	100%	2
PROPATH			2	100%	2
VA PRIMARY CARE ANNEX			2	100%	2
TMH PHYSICIAN PARTNERS SOUTHWOOD			2	100%	2
PM PEDIATRICS OF BAYSIDE, PLLC - MANHASSET		2			2
Jackson Health Care Facility			2	100%	2
YOUTH AND YOU, INC		2			2
MOBILE COUNTY HEALTH DEPARTMENT		1	1	50%	2
KINGS BAY PEDIATRICS LLC			2	100%	2
PEDIATRICS IN BREVARD-COCOA BEACH		2			2
PHYSICIANS LABORATORY SERVICES			2	100%	2
Warren Center for Rehabilitation and Nursing		2			2
INA		1	1	50%	2

COVID-19: testing by laboratory

Data through Dec 21, 2020 verified as of Dec 22, 2020 at 09:25 AM

Data in this report are provisional and subject to change.

The numbers in the table below represent the number of Florida and non-Florida residents for whom test results were received by the Department of Health. A person can be tested by more than one laboratory and can have both positive and negative results. **Therefore, the sum of the numbers in each column will be larger than the total number of people tested.**

Reporting lab	Inconclusive	Negative	Positive	Percent positive	Total
TRICORE REFERENCE LABORATORY		1	1	50%	2
CEDARS-SINAI MEDICAL CENTER			2	100%	2
ST LUKES HOSPITAL			2	100%	2
DES PLAINES CLINICAL LAB			2	100%	2
MC DIAGNOSTIC OF CONNECTICUT, PC # 257		1	1	50%	2
MD NOW URGENT CARE CENTER INC.			2	100%	2
ROANE MEDICAL CENTER		1	1	50%	2
MC DIAGNOSTIC OF CONNECTICUT, PC #1966		2			2
ADVANCED URGENT CARE LLC			2	100%	2
NORTHDAL REHABILITATION CENTER			2	100%	2
JULIE STAATS DO		2			2
WHOLE CHILD PEDIATRICS			2	100%	2
PHYSICIANS REGIONAL MEDICAL CTR - COLLIER BLVD			2	100%	2
PELICAN LANDING		1	1	50%	2
COASTAL COMPLETE CARE			2	100%	2
MARCO ISLAND HOSPITAL INC D/B/A		1	1	50%	2
CRUC CMCH-COVID-19		2			2
WASHINGTON STATE DEPARTMENT OF HEALTH PUBLIC HEALTH LABORATORIES			2	100%	2
PHYSICIANS MEDICAL CENTER		2			2
WALGREENS #07502		2			2
THE LITTLE CLINIC			2	100%	2
MINUTECLINIC DIAGNOSTIC OF OHIO #6192		2			2
Cleveland Clinic Weston			2	100%	2
EMERALD COAST CENTER			2	100%	2
HCR MANOR CARE SERVICES OF FLORIDA III INC		2			2
BFT LAB			2	100%	2
MINUTE CLINIC DIAGNOSTIC OF PENNSYLVANIA		2			2
ALL PEDIATRIC CARE PA			2	100%	2
MEDEXPRESS URGENT CARE - NORTH LITTLE		2			2
FLORIDA PRIMARY & SPECIALTY CARE		2			2
PRESBYTERIAN HOME		2			2
KINGS COUNTY HOSPITAL CENTER			2	100%	2
INDIANA STATE DEPARTMENT OF HEALTH LABORATORIES			2	100%	2
ST. LUKE'S HOSPITAL - BETHLEHEM CAMPUS		1	1	50%	2
DALLAS MEDICAL CENTER			2	100%	2
HEARTLAND - CHARLESTON OF HANAHAN SC,		2			2
CVS MINUTE CLINIC DIAGNOSTIC MED GRP		2			2
PLASMA MED RESEARCH DBA		2			2
MINUTE CLINIC DIAGNOSTIC OF MICHIGAN PC		2			2
CARE 365			2	100%	2
STANFORD HEALTH CARE ANATOMIC PATHOLOGY & CLINICAL LAB			2	100%	2
MEDICANA NURSING AND REHAB CENTER			2	100%	2
METHODIST MANSFIELD MEDICAL CENTER			2	100%	2
HAWAII DEPARTMENT OF HEALTH			2	100%	2
PANCARE HEALTH - PONCE DE LEON			2	100%	2
JOHNNIE RUTH CLARKE LAB			2	100%	2
AVANTE AT OCALA INC			2	100%	2

COVID-19: testing by laboratory

Data through Dec 21, 2020 verified as of Dec 22, 2020 at 09:25 AM

Data in this report are provisional and subject to change.

The numbers in the table below represent the number of Florida and non-Florida residents for whom test results were received by the Department of Health. A person can be tested by more than one laboratory and can have both positive and negative results. **Therefore, the sum of the numbers in each column will be larger than the total number of people tested.**

Reporting lab	Inconclusive	Negative	Positive	Percent positive	Total
SUPERIOR RESIDENCES OF CLERMONT		2			2
ROPER HOSPITAL			2	100%	2
CELEBRATION PEDIATRICS PA			2	100%	2
FLORIDA MEDICAL CLINIC RADIOLOGY DALE MABRY		2			2
VAULT HEALTH			2	100%	2
OUR LADY OF THE LAKE REGIONAL MEDICAL CENTER			2	100%	2
LEGACY ER & URGENT CARE - FRISCO WEST			2	100%	2
CONSULATE HEALTH CARE		1	1	50%	2
BAYFRONT HEALTH - CONVENIENT CARE NORTHEAST			2	100%	2
HUNTERS CREEK PEDIATRICS		2			2
MEDEXPRESS URGENT CARE - FREDERICK		2			2
PREMIER MEDICAL LABORATORY			2	100%	2
CHARLOTTE COUNTY HEALTH DEPARTMENT			2	100%	2
Fort Gaines Health and Rehab		2			2
PEDIATRIC HEALTH CARE		1	1	50%	2
URGENT MED INC		1	1	50%	2
CVS MINUTE CLINIC DIAGNOSTIC OF TN #3293		2			2
FLORIDA CLINICAL LABORATORY INC			2	100%	2
POMERENE HOSPITAL			2	100%	2
PALOS COMMUNITY HOSPITAL LABORATORY			2	100%	2
CARENOW URGENT CARE-DONELSON		2			2
CVS MINUTE CLINIC DIAGNOSTIC OF VIRGINIA		2			2
UNIVERSITY OF KANSAS MEDICAL CENTER			2	100%	2
FLORIDA HOSPITAL PHYSICIAN GROUP		1	1	50%	2
ADVANCED URGENT CARE CENTER OF THE UPPER KEYS			2	100%	2
ADVENTHEALTH EAST ORLANDO EMPLOYEE CLINIC		2			2
MONTEFIORE MEDICAL CENTER LABS MONTEFIORE		1	1	50%	2
RAPID URGENT CARE - ALBANY			2	100%	2
FAMILY FIRST PEDIATRICS			2	100%	2
MEDEXPRESS URGENT CARE GREENSBURG		2			2
AGILE URGENT CARE			2	100%	2
DMC UNIVERSITY LABORATORIES		1	1	50%	2
OHIO HEALTH DOCTORS HOSPITAL			2	100%	2
MAIN STREET MEDICAL CENTER OF CRESTVIEW PA			2	100%	2
COASTAL LABORATORIES OF FLORIDA			2	100%	2
MEDEXPRESS URGENT CARE-PETERS TWP		1			1
FAIRVIEW SOUTHDALE			1	100%	1
ALLIANCE LABORATORY SERVICES			1	100%	1
DOCTORS EXPRESS OF ST PETERSBURG			1	100%	1
STRINGFELLOW MEMORIAL HOSPITAL		1			1
GOOD SAMARITAN SOCIETY - DE SMET		1			1
Hackensack Univ Medical Center At Pasc		1			1
MID-FLORIDA PATHOLOGY LLC		1			1
MEDICAL ASSOCIATES OF BREVARD LLC		1			1
SAINT ALPHONSUS REGIONAL MEDICAL CENTER			1	100%	1
CARESPOT - LEE VISTA			1	100%	1
LABRADOR PRIMARY CARE CENTER			1	100%	1

COVID-19: testing by laboratory

Data through Dec 21, 2020 verified as of Dec 22, 2020 at 09:25 AM

Data in this report are provisional and subject to change.

The numbers in the table below represent the number of Florida and non-Florida residents for whom test results were received by the Department of Health. A person can be tested by more than one laboratory and can have both positive and negative results. **Therefore, the sum of the numbers in each column will be larger than the total number of people tested.**

Reporting lab	Inconclusive	Negative	Positive	Percent positive	Total
CORNERSTONE PEDIATRICS			1	100%	1
MAHONEY PEDIATRICS PA			1	100%	1
MANOR CARE OF DELRAY BEACH FL LLC		1			1
CLERMONT HEALTH DEPARTMENT			1	100%	1
TITUSVILLE TOWERS ASSISTED LIVING		1			1
CVS HEALTH, #1994		1			1
BODYK			1	100%	1
PINELLAS CHD - CLEARWATER			1	100%	1
WARD MEMORIAL HOSPITAL		1			1
SIGNATURE CARE MEMORIAL CITY			1	100%	1
HILTON HEAD HOSPITAL/INPATIENT			1	100%	1
PHYSICIANS CARE		1			1
SENIOR LIVING IV SUN CITY LLC		1			1
WHITE-WILSON MEDICAL CENTER - FORT WALTON BEACH			1	100%	1
KIDSVILLE PEDIATRICS IV PA		1			1
APOPKA FAMILY HEALTH CENTER			1	100%	1
WALGREENS #5130			1	100%	1
OMAHA VA MEDICAL CENTER			1	100%	1
TEXAS HEALTH ARLINGTON MEMORIAL		1			1
MEDEXPRESS URGENT CARE - HADLEY		1			1
BAPTIST HEALTH LEXINGTON			1	100%	1
ORLANDO PHYSICIAN NETWORK		1			1
FALKVILLE HEALTHCARE		1			1
INHEALTH LIFE SCIENCES LLC			1	100%	1
MEDICAL PAVILION CLINIC			1	100%	1
KIDSVILLE PEDIATRICS			1	100%	1
Oakwood - North Baldwins Center for Living		1			1
ORLANDO HEALTH PHYSICIAN GROUP			1	100%	1
ELITE CARE			1	100%	1
DE TAR HOSPITAL			1	100%	1
HACKENSACK UNIVERSITY MEDICAL CENTER		1			1
MINUTECLINIC, LLC #07852		1			1
GOSHEN HOSPITAL			1	100%	1
VISTA DEL SOL MED ASSOC		1			1
SANITAS RESEARCH LLC			1	100%	1
MONMOUTH MEDICAL CENTER		1			1
PUBLIX PHARMACY #1114			1	100%	1
LSU MEDICAL CENTER			1	100%	1
ILLINOIS DEPT OF PUBLIC HEALTH LABS			1	100%	1
ADVENTHEALTH MEDICAL GROUP COMMUNITY MEDICINE			1	100%	1
HORIZON MEDICAL CENTER			1	100%	1
HUDSON REGIONAL HOSPITAL			1	100%	1
OLEAN GENERAL HOSPITAL		1			1
MEDEXPRESS URGENT CARE - ROSS TOWNSHIP		1			1
MEDEXPRESS URGENT CARE - WHEELING		1			1
ADVANCE HEALTH AND WELLNESS SOLUTIONS			1	100%	1
PLEASANT RIDGE MANOR WEST		1			1

COVID-19: testing by laboratory

Data through Dec 21, 2020 verified as of Dec 22, 2020 at 09:25 AM

Data in this report are provisional and subject to change.

The numbers in the table below represent the number of Florida and non-Florida residents for whom test results were received by the Department of Health. A person can be tested by more than one laboratory and can have both positive and negative results. **Therefore, the sum of the numbers in each column will be larger than the total number of people tested.**

Reporting lab	Inconclusive	Negative	Positive	Percent positive	Total
FLORIDA CLINICAL RESEARCH CENTER, LLC			1	100%	1
MINUTE CLINIC DIAGNOSTIC OF KANSAS PA		1			1
WELLINGTON REGIONAL MEDICAL CENTER			1	100%	1
STEPHENS COUNTY HOSPITAL			1	100%	1
MINUTE CLINIC DIAGNOSTIC MED GRP OF CA		1			1
FIT4LIFE MEDICAL CENTER			1	100%	1
DISCOVERY AT HOME, LLC			1	100%	1
LAKE BALDWIN			1	100%	1
MORNINGSIDE NURSING AND REHABILITATION		1			1
SMA BEHAVIORAL HEALTH SERVICES INC		1			1
ORMC-ARDEN/EOI			1	100%	1
CHOTA COMMUNITY HEALTH SERVICES		1			1
HIGH DESERT COURT GROUP HOME			1	100%	1
ADVENTHEALTH PHYSICIAN GROUP - APPLEWOOD			1	100%	1
CLEVELAND CLINIC OHIO LABORATORIES			1	100%	1
CITRONELLE HEALTH AND REHABILITATION CENTER		1			1
NAPHCARE INC		1			1
CROSSROADS URGENT CARE		1			1
LIFELINK TRANSPLANT INSTITUTE LAB			1	100%	1
TRUMAN MEDICAL CENTER - HOSPITAL HILL			1	100%	1
ALPHA CLINICAL LABORATORY CORP.			1	100%	1
JOHNSON & JOHNSON VISION CARE-VISTAKON			1	100%	1
Rio Grande City Nursing and Rehab Center			1	100%	1
CONVENIENT MEDICAL AND HEALTH SERVICES			1	100%	1
HARRIS URGENT CARE CENTER			1	100%	1
HARRINGTON PARK HEALTH AND REHAB		1			1
ManorCare Rehabilitation Center- Decatur		1			1
HAMILTON CI MAIN UNIT ANNEX/ WORK CAMP			1	100%	1
Villa Maria			1	100%	1
MINUTECLINIC DIAGNOSTIC MEDICAL GROUP		1			1
CLIFTON-FINE HOSPITAL LABORATORY		1			1
SEATTLE-KING COUNTY			1	100%	1
ST MARY'S OF SAGINAW		1			1
BERKSHIRE MEDICAL CENTER			1	100%	1
Alden North Shore			1	100%	1
NORTH CAROLINA STATE LABORATORY OF PUBLIC HEALTH, SPECTRUM LAB NETWORK			1	100%	1
PASCO COUNTY HEALTH DEPARTMENT			1	100%	1
BIOMERIEUX			1	100%	1
LAKE HOWARD HEIGHTS		1			1
FHPG SURGICAL ASSOCIATES OF EAST PASCO			1	100%	1
Ash Flat Healthcare and Rehabilitation Center			1	100%	1
BARTON HEALTH ALLIANCE		1			1
JACK M MATHENY II MD			1	100%	1
BROOKS -TLC HOSPITAL SYSTEM			1	100%	1
PORTSMOUTH REG. HOSPITAL			1	100%	1
BAYFRONT HEAL WOUND CARE AND HYPERBARIC CENTER			1	100%	1
FAMILY MEDICAL CENTERS			1	100%	1

COVID-19: testing by laboratory

Data through Dec 21, 2020 verified as of Dec 22, 2020 at 09:25 AM

Data in this report are provisional and subject to change.

The numbers in the table below represent the number of Florida and non-Florida residents for whom test results were received by the Department of Health. A person can be tested by more than one laboratory and can have both positive and negative results. **Therefore, the sum of the numbers in each column will be larger than the total number of people tested.**

Reporting lab	Inconclusive	Negative	Positive	Percent positive	Total
WHEATON FRANCISCAN LABORATORY			1	100%	1
Bolingreen Health and Rehabilitation		1			1
MEMORIAL HOSPITAL LOS BANOS			1	100%	1
ENCOMPASS HEALTH REHABILITATION HOSPITAL OF LARGO			1	100%	1
ANY LAB TEST FAST CORP			1	100%	1
DOCTOR'S IN-HOUSE LAB/COMMUNITY HEALTH CENTERS OF PINELLAS - JOHNNIE R			1	100%	1
FLORIDA HOSPITAL TRANSPLANT CENTER		1			1
UMHC HOLLYWOOD LABORATORY			1	100%	1
ST. LUCIE COUNTY HEALTH DEPARTMENT		1			1
FLORIDA MEDICAL CENTER			1	100%	1
FLORIDA KEYS PED AND ADOLES CTR			1	100%	1
SOUTHERN HILLS MEDICAL CENTER			1	100%	1
GENESIS MICROBIOLOGY LAB		1			1
MEASE COUNTRYSIDE HOSPITAL			1	100%	1
ADVENTHEALTH MEDICAL GROUP UROLOGY AT EAST ORLANDO		1			1
MEDCARE QUALITY MEDICAL CENTER LLC			1	100%	1
San Antonio Residence and Rehabilitation Center		1			1
NEMOURS CHILDREN'S PRIMARY CARE			1	100%	1
BIODORON LABORATORIES			1	100%	1
INTERMOUNTAIN MEDICAL CENTER			1	100%	1
DORAL KIDNEY CENTER			1	100%	1
MINUTECLINIC DIAGNOSTIC OF TN PC #6415		1			1
AVERA ST. MARY'S HOSPITAL			1	100%	1
FLORIDA DEPARTMENT OF HEALTH SEMINOLE COUNTY		1			1
ALTA BATES SUMMIT MEDICAL CENTER CLINICAL LAB			1	100%	1
ATRIA TAMARAC			1	100%	1
Bayou Vista Community Care Center			1	100%	1
PROGRESSIVE MEDICAL RESEARCH			1	100%	1
PALMA CEIA MED GROUP-SWANN		1			1
TITUSVILLE CENTER FOR SURGICAL EXCELLENCE LLC		1			1
ST JOSEPHS HOSPITAL SOUTH HOSPITAL			1	100%	1
EXPRESS LAB LIVINGSTON			1	100%	1
INSPIRE HEALTHCARE CENTER			1	100%	1
LOUISIANA STATE LAB			1	100%	1
EASTMAN HEALTHCARE & REHAB		1			1
MEDEXPRESS URGENT CARE - WICHITA, N MAIZE RD		1			1
GAMMA HEALTHCARE, INC		1			1
Shoreline Care Center			1	100%	1
GADSDEN FAMILY PRACTICE		1			1
NABI		1			1
SAINT JOSEPHS HOSPITAL OF ATLANTA			1	100%	1
GENESIS FAMILY PRACTICE			1	100%	1
VIRGINIA UROLOGY		1			1
MIGUEL E TREVINO MD PA			1	100%	1
SOUTHWEST FLORIDA DIVISION LAB			1	100%	1
ADVENTHEALTH CENTRA CARE PONCIANA			1	100%	1
SIGNATURE CARE MIDLAND			1	100%	1

COVID-19: testing by laboratory

Data through Dec 21, 2020 verified as of Dec 22, 2020 at 09:25 AM

Data in this report are provisional and subject to change.

The numbers in the table below represent the number of Florida and non-Florida residents for whom test results were received by the Department of Health. A person can be tested by more than one laboratory and can have both positive and negative results. **Therefore, the sum of the numbers in each column will be larger than the total number of people tested.**

Reporting lab	Inconclusive	Negative	Positive	Percent positive	Total
CELEBRATION FAMILY PHYSICIANS LLC			1	100%	1
SACRED HEART HEALTH SYSTEM- MIDWIFE PROGRAM			1	100%	1
NEVADA DEPARTMENT OF HEALTH AND HUMAN SERVICES			1	100%	1
OMNI HEALTHCARE URGENT CARE			1	100%	1
LAKE CONWAY URGENT CARE LLC		1			1
DAYTONA BEACH CENTRA CARE			1	100%	1
ST. JOHN HOSPITAL & MEDICAL CENTER			1	100%	1
Flagler Health and Rehabilitation			1	100%	1
CLERMONT PEDIATRICS, PA			1	100%	1
CARE CENTERS OF NASSAU, LLC - HENDRICKS RD		1			1
BOND COUNTY HEALTH DEPARTMENT			1	100%	1
VIVIAN SIMMONS FAMILY PRACTICE			1	100%	1
FRESENIUS KIDNEY CARE FORT WALTON BEACH			1	100%	1
Strasburg Care Center		1			1
OHIO VALLEY MANOR NURSING &		1			1
NONA MEDICAL ARTS		1			1
CARESPOT EXPRESS HEALTHCARE BOYNTON BEACH			1	100%	1
LAWRENCE GENERAL HOSPITAL			1	100%	1
BIOMAT ORLANDO		1			1
PEACHEALTH LABORATORIES		1			1
PORT ORANGE NURSING & REHAB			1	100%	1
URGENT DOC -NACOGODOCHES CLINIC			1	100%	1
ORMOND MEDICAL ARTS FAMILY PRACTICE PL			1	100%	1
Crisp Regional Nursing and Rehab Center		1			1
HAWKEYE CARE CENTER DUBUQUE		1			1
Southwest Louisiana Veterans Home			1	100%	1
HERNANDO CHILDREN'S			1	100%	1
COVENANT HEALTH		1			1
ACCESS MEDICAL GROUP OF TAMPA INC			1	100%	1
BLOOMINGDALE PEDIATRIC ASSOCIATES PA			1	100%	1
CARE POINT HEALTH AND WELLNESS CENTER		1			1
ST LUKES SURGICAL AT THE VILLAGES INC			1	100%	1
MERCY - NORTH IOWA			1	100%	1
AFFILIATED LABORATORIES INC			1	100%	1
DOYLESTOWN HOSPITAL			1	100%	1
VITAS HEALTH INC			1	100%	1
CLEVELAND HEARTLAB			1	100%	1
HIBISCUS COURT			1	100%	1
MID-FLORIDA CANCER CENTERS		1			1
LIFE CARE CENTER OF HILTON HEAD		1			1
EVANS FAMILY CARE PA			1	100%	1
STATCARE URGENT & WALK IN MEDICAL CARE		1			1
THE INTERNAL MEDICAL GROUP		1			1
WESTON COUNTY HEALTH SERVICES			1	100%	1
REGIONAL MEDICAL CENTER BAYONET POINT			1	100%	1
MEMORIAL HOSPITAL OF TAMPA			1	100%	1
Washington County Nursing H0me			1	100%	1

COVID-19: testing by laboratory

Data through Dec 21, 2020 verified as of Dec 22, 2020 at 09:25 AM

Data in this report are provisional and subject to change.

The numbers in the table below represent the number of Florida and non-Florida residents for whom test results were received by the Department of Health. A person can be tested by more than one laboratory and can have both positive and negative results. **Therefore, the sum of the numbers in each column will be larger than the total number of people tested.**

Reporting lab	Inconclusive	Negative	Positive	Percent positive	Total
BAPTIST HEALTH MEDICAL PLAZA			1	100%	1
OVIEDO CHILDRENS HEALTH CENTER LLC		1			1
Brio of Johnston		1			1
WEST DADE PEDIATRICS			1	100%	1
ALL CARE URGENT CARE			1	100%	1
ELEMENTS PHARMACY			1	100%	1
BRANDON REGIONAL EMERGENCY CTR			1	100%	1
MEA PRIMARY CARE PLUS BYRAM			1	100%	1
WAKULLA COUNTY HEALTH DEPARTMENT		1			1
MARINA DEL REY HOSPITAL LAB			1	100%	1
ONslow COUNTY HEALTH DEPARTMENT			1	100%	1
GENEXPERT			1	100%	1
ADVENTHEALTH HOSPICE CARE CENTRAL FLORIDA		1			1
INNOVATIVE CARE II LLC			1	100%	1
MEDEXPRESS URGENT CARE - WEXFORD		1			1
NEW YORK STATE DEPARTMENT OF HEALTH			1	100%	1
MED TECH SERVICES OF PALM BEACH INC		1			1
Wedgewood Manor		1			1
BRIGHAM AND WOMEN'S HOSPITAL			1	100%	1
MINUTECLINIC DIAGNOSTIC MED GRP OF CA		1			1
Kroger - KRO01100688			1	100%	1
MALUHIA		1			1
AMERICAN HEALTH ASSOCIATES INC			1	100%	1
CFHC - FROSTPROOF			1	100%	1
GSM OCED Subsection			1	100%	1
SEASONS HOSPICE AND PALLIATIVE CARE OF			1	100%	1
Masonic Medical Research Institute			1	100%	1
COLONIAL MEDICAL CENTER-EAST ORLANDO			1	100%	1
CVA MINUTE CLINIC DIAGNOSTIC OF VIRGINIA, LLC		1			1
PROGRESSIVE MEDICAL LAB LLC			1	100%	1
MAINE HEALTH AND ENVIRONMENTAL TESTING LABORATORY			1	100%	1
Buena Vista Care Center		1			1
Lab MSMC Hialeah			1	100%	1
Trucare Living Centers - Columbus		1			1
OMNICARE PHARMACY OF TEXAS 1, LP		1			1
CHRISTUS SPOHN HOSPITAL			1	100%	1
Eddy Memorial Geriatric Center		1			1
FLORIDA DIGESTIVE AND LIVER SPECIALISTS			1	100%	1
MEMORIAL HOSPITAL WEST			1	100%	1
SCIENCE CARE			1	100%	1
BAYCARE LABORATORIES			1	100%	1
MEDICAL ASSOCIATES OF CARTER		1			1
SPORTS MEDICINE CLINIC - U OF WYOMING			1	100%	1
RIVERSIDE METHODIST HOSPITAL LAB			1	100%	1
MIDWAY SPECIALTY CARE CENTER INC		1			1
CHRISTIANA HOSPITAL		1			1
LAB TEST KENDALL LLC		1			1

COVID-19: testing by laboratory

Data through Dec 21, 2020 verified as of Dec 22, 2020 at 09:25 AM

Data in this report are provisional and subject to change.

The numbers in the table below represent the number of Florida and non-Florida residents for whom test results were received by the Department of Health. A person can be tested by more than one laboratory and can have both positive and negative results. **Therefore, the sum of the numbers in each column will be larger than the total number of people tested.**

Reporting lab	Inconclusive	Negative	Positive	Percent positive	Total
Ramsey Village		1			1
MILFORD REGIONAL HOSPITAL			1	100%	1
MEDEXPRESS URGENT CARE-BRENTWOOD		1			1
SPECIALTY DRUG TESTING			1	100%	1
HIGHLAND PARK LAKEWOOD PRESTON HOLLOW			1	100%	1
MAINE CENTER FOR DISEASE CONTROL AND PREVENTION			1	100%	1
Heritage of Red Cloud		1			1
Medicalodges Neosho			1	100%	1
OCEAN MEDICAL CENTER		1			1
PALOMAR MEDICAL CENTER			1	100%	1
HELIX BIOMEDICS LLC			1	100%	1
GALVESTON COUNTY HEALTH DISTRICT			1	100%	1
FORT LOUDOUN PRIMARY CARE		1			1
MINUTECLINIC DIAGNOSTIC OF LOUISIANA			1	100%	1
CONSULATE HEALTH CARE OF VERO BEACH			1	100%	1
CORNERSTONE OF RECOVERY INC		1			1
Waters of Covington		1			1
MEMORIAL HEALTH UNIVERSITY MEDICAL CENTER			1	100%	1
Orchid Cove at Naples			1	100%	1
CARESOUTH HHA HOLDINGS OF TALLAHASSEE LLC		1			1
NEW MILFORD HOSPITAL			1	100%	1
LAREDO EMERGENCY ROOM			1	100%	1
DEPT OF VA MEDICAL CENTER - MIAMI			1	100%	1
Smg At Bridgewater Family Medicine		1			1
SPRINGBROOK HOSPITAL			1	100%	1
COMMUNITY PHYSICIANS OF NORTH PORT PA			1	100%	1
PEDIATRIC PARTNERS ZEPHYRHILLS			1	100%	1
NORTH PINELLAS CHILDRENS MEDICAL CENTER INC			1	100%	1
MEDICAL CENTER OF CENTRAL GEORGIA			1	100%	1
VELOCITY URGENT CARE			1	100%	1
PROVIDENCE HOSPITAL			1	100%	1
Riverside Nursing & Rehabilitation Center		1			1
WELLMED AT FORT PIERCE		1			1
SUNY AT STONY BROOK			1	100%	1
XSTREMEMD			1	100%	1
HOLMES FAMILY PRACTICE PA			1	100%	1
TALLAHASSEE MEMORIAL HEALTHCARE			1	100%	1
MERITUS MEDICAL CENTER			1	100%	1
BRIDGEWATER PARK ASSISTED LIVING LLC			1	100%	1
SPRINGFIELD HOSPITAL			1	100%	1
LOUNDY		1			1
DAVID LAWRENCE CENTER INC			1	100%	1
ASCENSION ST VINCENT'S MEDICAL CENTER			1	100%	1
PRINCIPLE DIAGNOSTICS LLC			1	100%	1
MINUTE CLINIC DIAG OF IND LLC #8674		1			1
NEIGHBORCARE PHARMACY SERVICES		1			1
DEPARTMENT OF HEALTH SERVICES			1	100%	1

COVID-19: testing by laboratory

Data through Dec 21, 2020 verified as of Dec 22, 2020 at 09:25 AM

Data in this report are provisional and subject to change.

The numbers in the table below represent the number of Florida and non-Florida residents for whom test results were received by the Department of Health. A person can be tested by more than one laboratory and can have both positive and negative results. **Therefore, the sum of the numbers in each column will be larger than the total number of people tested.**

Reporting lab	Inconclusive	Negative	Positive	Percent positive	Total
PARKWAY REGIONAL MEDICAL CENTER LAB			1	100%	1
CLINICAL LABORATORY DEPARTMENT			1	100%	1
ANDREWS			1	100%	1
RIVERSIDE COTTAGES AT THE SHORES, LLC			1	100%	1
PROFESSIONAL HEALTH EXAMINERS			1	100%	1
HANCOCK REGIONAL HOSPITAL		1			1
Oakview Manor Health and Rehab		1			1
PSL JAX BEACH OPERATIONS LLC			1	100%	1
IDAHO HEALTH DEPARTMENT			1	100%	1
INNOVATIVE HEALTH DIAGNOSTIC OF CALIFORNIA			1	100%	1
KINDRED HOSPITAL OCALA		1			1
GOSHEN MEDICAL CENTER			1	100%	1
MISSOURI DEPARTMENT OF HEALTH AND SENIOR SERVICES - STATE PH LAB		1			1
Accordius Health at Gastonia			1	100%	1
MULBERRY'S MOBILE PROVIDER SERVICES LLC			1	100%	1
SPECTRUM LUDINGTON			1	100%	1
LEE MEMORIAL HOSPITAL OUTPATIENT SURGERY CENTER			1	100%	1
LAB. CORP. OF AMERICA			1	100%	1
HOLYOKE MEDICAL CENTER			1	100%	1
MANATEE MEMORIAL HOSPITAL CLINICAL LABORATORY			1	100%	1
EMERGENCY CARE SERVICES LAB AT JFK MEDICAL CENTER			1	100%	1
JOHN KNOX VILLAGE OF CENTRAL FLORIDA		1			1
MINUTECLINIC DIAGNOSTIC OF NORTH CAROLINA PC #5341		1			1
MIAMI CHILDRENS HOSPITAL MIDTOWN OUTPATIENT CENTER			1	100%	1
LANCASHIRE HALL NURSING AND REHABILITATION CENTER		1			1
RICHICHI FAMILY HEALTH			1	100%	1
OMNI HEALTHCARE INC			1	100%	1
COMPASSION PEDIATRICS			1	100%	1
CVS MINUTE CLINIC DIAG OF IND, LLC #6549		1			1
LAKE VIEW COURT		1			1
Raleigh Center (WV)			1	100%	1
BLACK STALLION WALK IN AND EXERCISE CLINICS LLC		1			1
MEDEXPRESS URGENT CARE - SALEM		1			1
US LABORATORIES			1	100%	1
BLUEWATER TOXICOLOGY			1	100%	1
HEALTH GUAGE			1	100%	1
JUPITER PEDIATRIC ASSOCIATES, PA			1	100%	1
BRISTOL REGINAL MEDICAL CENTER			1	100%	1
YOUR KIDS URGENT CARE			1	100%	1
SOUTH FLORIDA PEDIATRIC PARTNERS			1	100%	1
SUNCREST OMNI		1			1
Oak Hill Health & Rehabilitation Center			1	100%	1
MEDEXPRESS URGENT CARE - LEOMINSTER		1			1
CHIPOLA QUICK CARE			1	100%	1
BELLE GLADES HEALTH CLINIC			1	100%	1
ADVANCE GASTROENTEROLOGY			1	100%	1
Cerenity Senior Care-White Bear Lake		1			1

COVID-19: testing by laboratory

Data through Dec 21, 2020 verified as of Dec 22, 2020 at 09:25 AM

Data in this report are provisional and subject to change.

The numbers in the table below represent the number of Florida and non-Florida residents for whom test results were received by the Department of Health. A person can be tested by more than one laboratory and can have both positive and negative results. **Therefore, the sum of the numbers in each column will be larger than the total number of people tested.**

Reporting lab	Inconclusive	Negative	Positive	Percent positive	Total
SHANDS JACKSONVILLE CLINICAL CENTER			1	100%	1
METHODISM MIDLOTHIAN MEDICAL CENTER			1	100%	1
KEY WEST BRANCH MEDICAL CLINIC			1	100%	1
CLARKSVILLE MANOR INC		1			1
THYROID SPECIALTY LABORATORY			1	100%	1
LABORATORY COPORATION OF AMERICA			1	100%	1
SCRIPPS CLINIC MEDICAL			1	100%	1
Kroger - KRO70300083			1	100%	1
ADVENTHEALTH MEDICAL GROUP OBSTETRICS			1	100%	1
MRMC LAB MICRO			1	100%	1
WILMINGTON NURSING AND REHAB			1	100%	1
VANAJA SUREDDI MD PA			1	100%	1
CARING PROFESSIONAL HEALTH CARE LLC		1			1
TIMPANOGOS REGIONAL HOSPITAL			1	100%	1
MEDEXPRESS URGENT CARE - BECKLEY		1			1
HSRE-ASL CASSELBERRY TRS, LLC			1	100%	1
LOGAN COUNTY HOSPITAL			1	100%	1
CHATSWORTH ASSISTED LIVING COMMUNITY AT PGA NATIONAL			1	100%	1
BAYFRONT FAMILY HEALTH CENTER			1	100%	1
ST VINCENT'S AMBULATORY CARE INC			1	100%	1
OCALA RKC EAST HEMO #1			1	100%	1
ROCKWALL URGENT CARE			1	100%	1
STANDIFER PLACE		1			1
DOCTORS CARE OF PALM COAST			1	100%	1
WESTOX LABS		1			1
SYNERGENE LABORATORY			1	100%	1
ACCURATE HEALTH SERVICES CORP			1	100%	1
NEW ERA COMMUNITY HEALTH CENTER LLC		1			1
FIVE STAR PREMIER RESIDENCES OF POMPANO BEACH			1	100%	1
BAPTIST HOSPITAL EAST			1	100%	1
MERCYONE DES MOINES MEDICAL CENTER			1	100%	1
Harbert Hills Academy Nursing Home		1			1
CRANES VIEW LODGE			1	100%	1
DEVITA		1			1
FALMOUTH BY THE SEA			1	100%	1
WESTWOOD NURSING & REHAB		1			1
BAYSIDE URGENT CARE CENTER INC			1	100%	1
SYNAPSE ANALYTICAL LABS		1			1
MEDICAL LIFE-INC GUIDEWELL EMERGENCY MEDICINE			1	100%	1
Remarkable Healthcare Dallas			1	100%	1
ROSECASTLE OF JACKSONVILLE LLC			1	100%	1
GENESIS HEALTH SYSTEM			1	100%	1
NORTH FLORIDA MEDICAL CENTERS INC		1			1
WELLINGTON WEST 100176			1	100%	1
SUN CITY DIAGNOSTIC CENTER			1	100%	1
MID FLORIDA BIOLOGICALS			1	100%	1
Kroger - KRO03400316			1	100%	1

COVID-19: testing by laboratory

Data through Dec 21, 2020 verified as of Dec 22, 2020 at 09:25 AM

Data in this report are provisional and subject to change.

The numbers in the table below represent the number of Florida and non-Florida residents for whom test results were received by the Department of Health. A person can be tested by more than one laboratory and can have both positive and negative results. **Therefore, the sum of the numbers in each column will be larger than the total number of people tested.**

Reporting lab	Inconclusive	Negative	Positive	Percent positive	Total
LANTANA HC LAB			1	100%	1
SPARTANBURG REGIONAL MEDICAL CENTER			1	100%	1
INTERNATIONAL MEDICAL LABORATORY INC		1			1
WEST VIRGINIA UNIVERSITY HOSPITALS			1	100%	1
RCP OF MEMORIAL WEST			1	100%	1
TENNOVA HEALTHCARE - CLEVELAND			1	100%	1
QUALITY CLINICAL LAB LLC			1	100%	1
FLORIDA HOSPITAL PHYSICIANS GROUP			1	100%	1
GWINNETT MEDICAL CENTER			1	100%	1
MEDEXPRESS URGENT CARE NORWIN		1			1
UMMC MIDTOWN CAMPUS			1	100%	1
Lenox on the Lake			1	100%	1
Memorial Health Care Center			1	100%	1
HOLLAND COMMUNITY HOSPITAL		1			1
REFERENCE LABORATORY			1	100%	1
PRECISION CLINICAL RESEARCH			1	100%	1
FAYETTE MEDICAL CENTER LAB		1			1
MEDEXPRESS URGENT CARE- FORT WORTH N T		1			1
KINGWOOD EMERGENCY HOSPITAL			1	100%	1
OCALA REGIONAL DIALYSIS- NORTH			1	100%	1
ADVANCED MEDICAL LABORATORIES (AML)			1	100%	1
QUALITY LAB			1	100%	1
PCR DIAGNOSTICS			1	100%	1
FLORIDA FAMILY LABORATORY		1			1
LEGACY AT HIGHWOODS PRESERVE		1			1
CRUSADER COMMUNITY HEALTH			1	100%	1
POUDRE VALLEY HOSPITAL			1	100%	1
MICROBIOLOGY DEPARTMENT			1	100%	1
WINCHESTER MEDICAL CENTER			1	100%	1
PANCARE HEALTH - BRUCE			1	100%	1
CARESPOT URGENT CARE		1			1
CAREWELL URGENT CARE FITCHBURG			1	100%	1
FAMILY PRACTICE ASSOCIATES		1			1
CHP COVID-19 (TX)			1	100%	1
ST PETERSBURG PEDIATRICS			1	100%	1
MC DIAGNOSTIC OF CONNECTICUT, PC #1043		1			1
MINUTECLINIC DIAGNOSTIC OF TN, PC 6304		1			1
DOCTORS HOSPITAL OF LAREDO			1	100%	1
EXACCARE KINGSTON, LLC			1	100%	1
ARIZA WELLNESS CARE LLC			1	100%	1
Garden Isle Healthcare and Rehabilitation Center		1			1
BASCOM PALMER EYE INSTITUTE			1	100%	1
USC VERDUGO HILLS HOSPITAL			1	100%	1
EXPRESS CARE OF THE SHOALS		1			1
KANA MEDICAL			1	100%	1
FAIRFIELD MEDICAL CENTER			1	100%	1
ALLIED PHYSICIANS GROUP		1			1

COVID-19: testing by laboratory

Data through Dec 21, 2020 verified as of Dec 22, 2020 at 09:25 AM

Data in this report are provisional and subject to change.

The numbers in the table below represent the number of Florida and non-Florida residents for whom test results were received by the Department of Health. A person can be tested by more than one laboratory and can have both positive and negative results. **Therefore, the sum of the numbers in each column will be larger than the total number of people tested.**

Reporting lab	Inconclusive	Negative	Positive	Percent positive	Total
DOCTORS MEMORIAL HOSP HOME HEALTH CARE		1			1
ACCENTCARE		1			1
SOUTH DADE NURSING & REHABILITATION CENTER			1	100%	1
AVON PARK CLUSTER		1			1
PROVIDENCE PORTLAND MEDICAL CENTER		1			1
MDS PHARMA SERVICES		1			1
CAREHERE HUDSON BAY			1	100%	1
NORTHEAST PEDIATRICS			1	100%	1
GOOD SAMARITAN HOSPITAL			1	100%	1
CAREWELL JW - WORCESTER LNC			1	100%	1
NEMOURS CHILDREN'S PRIMARY CARE, ST CLOUD			1	100%	1
AMD			1	100%	1
MINUTECLINIC, LLC, DBA MINUTECLINIC #6		1			1
ADVENTHEALTH SENIOR CARE AT ORMOND			1	100%	1
MEDEXPRESS URGENT CARE - BENTONVILLE		1			1
IRA FIALKO DO			1	100%	1
WALGREENS #15291		1			1
MEDEXPRESS URGENT CARE-MT PLEASANT			1	100%	1
Broomall Manor		1			1
ELMCROFT PINECREST		1			1
Arlington Care Center			1	100%	1
KETTERING MEDICAL CENTER			1	100%	1
ST JOHNS MEDICAL CENTER		1			1
ST FRANCIS MEDICAL CENTER			1	100%	1
INLET CONCIERGE MEDICINE			1	100%	1
AVERA SACRED HEART HOSPITAL			1	100%	1
Glen Oaks Health and REhabilitation		1			1
Victory Health and Rehabilitation			1	100%	1
MT CARMEL PHARMACY INC		1			1
ROYAL PALM PEDIATRICS			1	100%	1
MIDDLEBURG PEDIATRICS			1	100%	1
BROOKSVILLE REGIONAL HOSPITAL			1	100%	1
441 URGENT CARE CENTER - BROWNWOOD			1	100%	1
BROOKSHIRE, THE			1	100%	1
Heartland of Perrysburg		1			1
RIVERSIDE MEDICAL CENTER		1			1
FLAGLER PROFESSIONAL HEALTH CARE SERVICES INC		1			1
DUKE HEALTH REGIONAL HOSPITAL			1	100%	1
EH FARGO HOSPITAL LABORATORY			1	100%	1
MIAMI RESCUE MISSION CLINIC INC			1	100%	1
ANDREWS INSTITUTE AMBULATORY SURGERY CENTER		1			1
ALL PRO ORTHOPEDICS & SPORTS MEDICINE, PA			1	100%	1
Community Compassion Center of Batesville			1	100%	1
CQUENTIA NGS, LLC			1	100%	1
FAITH FAMILY PRACTICE			1	100%	1
HARDEE COUNTY FIRE RESCUE		1			1
American Fork Care Center dba Heritage Care Center		1			1

COVID-19: testing by laboratory

Data through Dec 21, 2020 verified as of Dec 22, 2020 at 09:25 AM

Data in this report are provisional and subject to change.

The numbers in the table below represent the number of Florida and non-Florida residents for whom test results were received by the Department of Health. A person can be tested by more than one laboratory and can have both positive and negative results. **Therefore, the sum of the numbers in each column will be larger than the total number of people tested.**

Reporting lab	Inconclusive	Negative	Positive	Percent positive	Total
Parkside Manor		1			1
CORPORATION OF AMERICA		1			1
HELEN HAYES HOSPITAL LABORATORY		1			1
THE EDGEWATER AND WATERMAN VILLAGE			1	100%	1
ADULT MEDICINE OF LAKE COUNTY INC			1	100%	1
STEWART FLORIDA ALF, INC			1	100%	1
ASHLEY CLINICAL DIAGNOSTIC LABORATORY			1	100%	1
MINUTE CLINIC, LLC #1434		1			1
SANTA CLARA VALLEY MEDICAL CENTER			1	100%	1
MEDEXPRESS-DOVER		1			1
ISLANDS ASSISTED LIVING FACILITY,THE			1	100%	1
YUMA REGIONAL MEDICAL CENTER			1	100%	1
LEHIGH MEDICAL AND RESEARCH CENTER, INC			1	100%	1
WARE EXPRESS CARE			1	100%	1
CARDIAC AND VASCULAR CONSULTANTS MD PA		1			1
ALABAMA REFERENCE LAB			1	100%	1
CERMAK HEALTH SERVICES			1	100%	1
ADVANCED RESEARCH AND DIAGNOSTIC LABORATORY UNIVERSITY OF MINNESOTA			1	100%	1
Consulate Health Care of Tallahassee			1	100%	1
HALIFAX FAMILY HEALTH CENTER			1	100%	1
SOUTHEAST MISSOURI HOSPITAL		1			1
SHANNON CLARK OD, PA			1	100%	1
VILLAGES HEALTH SYSTEM, LLC, THE			1	100%	1
FREEPORT ER DOX URGENT CARE		1			1
POETS WALK SARASOTA			1	100%	1
FLORIDA MEDICAL CLINIC, LLC			1	100%	1
PUTNAM CO HOSPITAL-D/B/A ASBURY TOWERS		1			1
EI Paso Health Care Center			1	100%	1
UHEALTH CORAL SPRINGS			1	100%	1
The Evangelical Lutheran Good Samaritan Society Prescott Village		1			1
LIFE CARE CENTER OF GWINNETT		1			1
PALM SPRINGS GENERAL HOSPITAL			1	100%	1
WIREGRASS MEDICAL CENTER			1	100%	1
MEDEXPRESS URGENT CARE PORT HURON		1			1
C V S / PHARMACY #4396		1			1
MEDICAL ARTS LABORATORY			1	100%	1
SAINT JOSEPH'S HOSPITAL AND MEDICAL CENTER		1			1
Seal Rock Healthcare		1			1
BLANCHARD VALLEY HOSPITAL LABORATORY			1	100%	1
BAPTIST EMERGENCY HOSPITAL KELLY			1	100%	1
MINUTECLINIC DIAGNOSTIC OF MICHIGAN, P		1			1
ORDRS, INC.			1	100%	1
CLEARWATER PAIN MANAGEMENT ASSOCIATES			1	100%	1
Maple Lane Nursing Home		1			1
DEL PRADO MEDICAL CENTER, INC		1			1
REGIONAL MEDICAL LABORATORY			1	100%	1
STONECREST MEDICAL CENTER		1			1

COVID-19: testing by laboratory

Data through Dec 21, 2020 verified as of Dec 22, 2020 at 09:25 AM

Data in this report are provisional and subject to change.

The numbers in the table below represent the number of Florida and non-Florida residents for whom test results were received by the Department of Health. A person can be tested by more than one laboratory and can have both positive and negative results. **Therefore, the sum of the numbers in each column will be larger than the total number of people tested.**

Reporting lab	Inconclusive	Negative	Positive	Percent positive	Total
EASTSIDE MEDICAL CLINIC		1			1
COLONIAL VILLA GOOD SAMARITAN CENTER		1			1
Carington Park			1	100%	1
DSI LABORATORIES-NAPLES-7TH			1	100%	1
MEMORIAL HEALTH SYSTEM		1			1
SOUTH FLORIDA BAPTIST HOSPITAL			1	100%	1
PEDIATRIC ASSOCIATES - DORAL			1	100%	1
INTERNAL MEDICINE GROUP OF CENTRAL FLORIDA			1	100%	1
SANTA ROSA PEDIATRICS			1	100%	1
WELLOW URGENT CARE-OSWEGO			1	100%	1
ULTIMATE ANALYSIS LABORATORY			1	100%	1
EXCEPTIONAL EMERGENCY CENTER			1	100%	1
Bivins Pointe			1	100%	1
Heritage Health of Peru			1	100%	1
OPTIMAL MEDICINE INC		1			1
SPINE & PAIN CONSULTANT PLLC		1			1
CORDOVA FAMILY PRACTICE			1	100%	1
EDGAR PRICE FAMILY & CHILDREN HEALTHCARE CENTER			1	100%	1
CLAYMED OF NORTH FLORIDA			1	100%	1
MEDEXPRESS URGENT CARE - LAWRENCE		1			1
PHYSICIANS PRIMARY CARE LEHIGH PEDS			1	100%	1
CLINIC OF PEDIATRICS & GI MEDICINE INC			1	100%	1
LUMICO LIFE INSURANCE COMPANY		1			1
CVS HEALTH MINUTE CLINIC			1	100%	1
MID FLORIDA COMMUNITY SERVICES			1	100%	1
METROHEALTH SYSTEM			1	100%	1
LEHIGH REGIONAL WOUND CENTER			1	100%	1
NCHMD, INC SOUTHEAST IMMEDIATE CARE			1	100%	1
DIVERSICARE OF BIG SPRINGS		1			1
FRESENIUS MEDICAL CARE			1	100%	1
FLORHAM PARK ENDOSCOPY CENTER		1			1
PHYSICIANS IMMEDIATE CARE			1	100%	1
MINUTE CLINIC DIAGNOSTICS OF IN, LLC #6252		1			1
GOLDING-GRANADO MEDICAL ASSOCIATES		1			1
PALM COAST DRAW STATION/AMERICAN HEALTH ASSOCIATES		1			1
MEDEXPRESS URGENT CARE - SOMERSET TOWNSHIP		1			1
Portsmouth Health and Rehab			1	100%	1
TAMPA GENERAL MEDICAL GROUP LABORATORY HEALTHPARK			1	100%	1
USCG SECTOR ST PETE		1			1
LABONE		1			1
DEPARTMENT OF HEALTH AND ENVIRONMENTAL CONTROL			1	100%	1
NEULIFE NEUROLOGICAL SERVICES LLC			1	100%	1
MEDEXPRESS URGENT CARE SHADYSIDE		1			1
JOHN D. ARCHBOLD MEMORIAL HOSPITAL			1	100%	1
NORTH MIAMI BEACH SURGICAL CENTER			1	100%	1
PATHOLOGYT & LAB MEDICINE SERVICES			1	100%	1
WINDSOR MANOR			1	100%	1

COVID-19: testing by laboratory

Data through Dec 21, 2020 verified as of Dec 22, 2020 at 09:25 AM

Data in this report are provisional and subject to change.

The numbers in the table below represent the number of Florida and non-Florida residents for whom test results were received by the Department of Health. A person can be tested by more than one laboratory and can have both positive and negative results. **Therefore, the sum of the numbers in each column will be larger than the total number of people tested.**

Reporting lab	Inconclusive	Negative	Positive	Percent positive	Total
WATERBURY HOSPITAL REFERENCE LAB			1	100%	1
PENINSULA REGIONAL MED CTR LAB			1	100%	1
STARLING AT NOCATEE			1	100%	1
PREMIER FAMILY AND SPORTS MEDICINE LLC			1	100%	1
PRIMARY CARE GROUP LLC		1			1
OAKMONT WEST- GREENVILLE SC		1			1
OCCUPATIONAL HEALTH CENTER		1			1
HAMILTON CHD		1			1
Garden View Care Center at Dougherty Ferry		1			1
LP ELIZABETHTON		1			1
ADVANCED MEDICAL RESEARCH CENTER LLC			1	100%	1
LITTLE COMPANY OF MARY HOSPITAL			1	100%	1
UPSON REGIONAL MEDICAL CENTER			1	100%	1
YOUR HEALTH PEDIATRICS			1	100%	1
RHODE ISLAND DEPARTMENT OF HEALTH			1	100%	1
GREENTREE MEDICAL CENTER			1	100%	1
FLAGLER COUNTY BOARD OF COUNTY COMMISSIONERS			1	100%	1
PALMS OF FT MYERS,THE			1	100%	1
UNIV OF NORTH ALABAMA HEALTH CENTER		1			1
NFRC CLINICAL LAB			1	100%	1
TERRELL URGENT CARE			1	100%	1
VIRTUA WEST JERSEY HOSPITAL		1			1
PRACTITIONERS IN MOTION			1	100%	1
CAROLINAS HEALTHCARE SYSTEM LAB			1	100%	1
INDIANA STATE DEPARTMENT OF HEALTH CLINIC MICROBIOLOGY		1			1
NIBHA MEDIRATTA MD PL			1	100%	1
NHC HealthCare St. Charles		1			1
GENESEE COUNTY HEALTH DEPARTMENT		1			1
RAMBAM URGENT CARE			1	100%	1
C A R E S		1			1
BUFFALO VAMC			1	100%	1
ATHENA PLASTIC SURGERY		1			1
SAN JOSE CLINIC		1			1
STAMFORD HOSPITAL			1	100%	1
PULSE MEDICAL GROUP INC			1	100%	1
LABORATORIO BUENA SALUD			1	100%	1
SOUTH FLORIDA URGENT CARE CENTERS, LLC			1	100%	1
OSF ST JOSEPH MEDICAL CENTER			1	100%	1
STATE OF FLORIDA			1	100%	1
HENRICO DOCTOR'S LABORATORY			1	100%	1
CAROMONT HEALTH			1	100%	1
HAWAII DEPARTMENT OF HEALTH LAB			1	100%	1
MEDSTAR HEALTH URGENT CARE			1	100%	1
SUPERKIDS PEDIATRICS			1	100%	1
ASSOCIATED MD			1	100%	1
Senatobia Healthcare & Rehab		1			1
NASSAU UNIVERSITY MEDICAL CENTER DEPT		1			1

COVID-19: testing by laboratory

Data through Dec 21, 2020 verified as of Dec 22, 2020 at 09:25 AM

Data in this report are provisional and subject to change.

The numbers in the table below represent the number of Florida and non-Florida residents for whom test results were received by the Department of Health. A person can be tested by more than one laboratory and can have both positive and negative results. **Therefore, the sum of the numbers in each column will be larger than the total number of people tested.**

Reporting lab	Inconclusive	Negative	Positive	Percent positive	Total
ST CATHERINE HOSPITAL LABORATORY			1	100%	1
MURFREESBORO MEDICAL CLINIC		1			1
Niles Nursing and Rehab. Center		1			1
CARTERSVILLE MEDICAL CENTER			1	100%	1
ORLANDO CLINICAL RESEARCH CENTER		1			1
EAST COAST INSTITUTE FOR RESEARCH LLC			1	100%	1
ADVANCE MD CARE			1	100%	1
NEW YORK CITY DEPARTMENT OF HEALTH			1	100%	1
Manassas Health & Rehab			1	100%	1
AZALEALAND NURSING HOME		1			1
EXPEDIAN URGENT CARE			1	100%	1
BEAUMONT REFERENCE LABORATORY			1	100%	1
TUSCAN ISLE CHAMPIONSGATE OP CO LLC		1			1
COBLESKILL REGIONAL HOSPITAL		1			1
HARBOUR ISLAND PEDIATRICS LLC			1	100%	1
HEALTHPARK MEDICAL CTR NURSING SVC		1			1
WATERTOWN URGENT CARE		1			1
SIGNATURE CARE COLLEGE STATION			1	100%	1
ST. PETERSBURG PEDIATRICS- 38TH AVENUE			1	100%	1
ORLANDO FAMILY PHYSICIANS			1	100%	1
MOBILE RESPONSE DIAGNOSTICS LLC		1			1
MINIUTECLINIC DIAG OF IND, LLC #6553		1			1
ENZO LABS INC			1	100%	1
JS HEALTHCARE			1	100%	1
MEDEXPRESS URGENT CARE - LINCOLN N 26T		1			1
IVAN, MAYA			1	100%	1
BORINQUEN HEALTH CENTER			1	100%	1
LIFEGUARD AMBULANCE SERVICE LLC - BAY COUNTY			1	100%	1
MEDEXPRESS URGENT CARE-CHIPPEWA		1			1
PROMPT CARE OF CENTRAL FLORIDA LLC			1	100%	1
USF PHYSICIANS GROUP			1	100%	1
OAKWOOD HOSPITAL - SOUTHSHORE			1	100%	1
THEDACARE FAMILY MEDICINE GATEWAY			1	100%	1
PRISMA HEALTH TUOMEY LABORATORY			1	100%	1
MEDICAL CITY NORTH HILLS			1	100%	1
Kindred Hospital South Florida Hollywood SNU			1	100%	1
ACCESS FAMILY CARE LLC			1	100%	1
SOUTH BEND MEDICAL FOUNDATION			1	100%	1
Princeton Place			1	100%	1
LAKELAND REGIONAL HEALTH PABLO			1	100%	1
DESERT HOSPITAL/CPHU CLINICAL LABORATORY			1	100%	1
CVS HEALTH, #5962		1			1
LAS PALMAS MEDICAL CENTER			1	100%	1
CYPRESS CREEK MEDICAL CENTER			1	100%	1
CHILDREN'S MEDICAL CENTER-EAST ORLANDO			1	100%	1
ST JOHNS PEDIATRICS PA		1			1
ST VINCENTS AMBULATORY CARE INC			1	100%	1

COVID-19: testing by laboratory

Data through Dec 21, 2020 verified as of Dec 22, 2020 at 09:25 AM

Data in this report are provisional and subject to change.

The numbers in the table below represent the number of Florida and non-Florida residents for whom test results were received by the Department of Health. A person can be tested by more than one laboratory and can have both positive and negative results. **Therefore, the sum of the numbers in each column will be larger than the total number of people tested.**

Reporting lab	Inconclusive	Negative	Positive	Percent positive	Total
MINUTECLINIC DIAGNOSTIC OF RHODE ISLAN		1			1
NORTH SHORE HEMATOLOGY-ONCOLOGY ASSOCIATES PC		1			1
LAKEVIEW HEALTH CARE SYSTEM LLC			1	100%	1
GUIDEWELL EMERGENCY MEDICINE DOCTORS LLC			1	100%	1
Bon Secours Maria Manor		1			1
TAMPA URGENT CARE			1	100%	1
HOUSTON METHODIST HOSPITAL			1	100%	1
SANTA MONICA CA-UCLA MC			1	100%	1
ST.ELIZABETH HEALTH CENTER	1				1
DUKE UNIVERSITY POINT OF CARE TESTING PROGRAM			1	100%	1
LAKE COMMUNITY ACTION AGENCY		1			1
RHODE ISLAND DEPARTMENT OF HEALTH LABORATORIES			1	100%	1
CHILDRENS SPECIALIST PEDIATRIC PULMMOLOGY &			1	100%	1
PENSACOLA PATHOLOGY		1			1
PALM BEACH COUNTY HEALTH DEPT.			1	100%	1
MINUTE CLINIC, LLC #4650		1			1
TITUSVILLE REHABILITATION AND NURSING CENTER		1			1
FLORIDA EPIDEMIOLOGY PROGRAM			1	100%	1
SOLARIS HEALTHCARE PLANT CITY		1			1
HARBOR BEACH NURSING AND REHABILITATION CENTER			1	100%	1
AMERICAN LAB LLC		1			1
HALIFAX HEALTH PRIMARY CARE			1	100%	1
BAYCARE OUTREACH LAB WH SOUTH			1	100%	1
FLORIDA CLINICAL LABORATORY INC DBA			1	100%	1
MARTIN HEALTH PHYSICIAN GROUP			1	100%	1
MINUTE CLINIC DIAGNOSTIC PA			1	100%	1
Autumn Care of Suffolk		1			1
Tremont Health & Rehabilitation Center		1			1
BOONE DRUG & HEALTHCARE AT DEERFIELD			1	100%	1
CARESPOT - OCOEE			1	100%	1
NORTH SHORE HEMATOLOGY-ONCOLOGY ASSOCI		1			1
BEAUFORT MEMORIAL			1	100%	1
ADVENT HEALTH - OWASA			1	100%	1
WESLEY MEDICAL CENTER			1	100%	1
Life Care Center of Estero			1	100%	1
PALMETTO PRIMARY CARE PHYSICIANS			1	100%	1
ST JOHNS EPISCOPAL HOSPITAL SOUTH SHORE		1			1
GIBBENS FAMILY MEDICAL, LLC		1			1
CORIZON HEALTH INC			1	100%	1
HUMILITY OF MARY HEALTH PARTNERS			1	100%	1
Village Crest Center for Health & Rehabilitation		1			1
Diversicare of Smyrna		1			1
DAVENPORT PEDIATRICS CLERMONT PA		1			1
University Plaza Rehabilitation and Nursing			1	100%	1
URGENT CARE OF FORT LAUDERDALE INC			1	100%	1
SHARON REGIONAL MEDICAL CENTER			1	100%	1
ROAN MOUNTAIN MEDICAL CENTER			1	100%	1

COVID-19: testing by laboratory

Data through Dec 21, 2020 verified as of Dec 22, 2020 at 09:25 AM

Data in this report are provisional and subject to change.

The numbers in the table below represent the number of Florida and non-Florida residents for whom test results were received by the Department of Health. A person can be tested by more than one laboratory and can have both positive and negative results. **Therefore, the sum of the numbers in each column will be larger than the total number of people tested.**

Reporting lab	Inconclusive	Negative	Positive	Percent positive	Total
THE CHILDREN'S HOSPITAL OF PHILADELPHIA		1			1
GIBSON AREA PRIMARY CARE			1	100%	1
DIGNITY HEALING LLC			1	100%	1
HENRY FORD WEST BLOOMFIELD HOSPITAL			1	100%	1
VAULT MEDICAL SERVICES			1	100%	1
CONCIERGE INTERNAL MEDICINE ASSOCIATES			1	100%	1
HEALTH PLUS SUNRISE MEDICAL OFFICE			1	100%	1
SKYRIDGE CLINICAL ASSOCIATES		1			1
INDIAN RIVER CLINICAL LABORATORY, INC.		1			1
Signature Healthcare of Savannah		1			1
ADVENTHEALTH IMAGING LAKE NONA			1	100%	1
CHI ST. LUKE'S HEALTH BCM MEDICAL CENTER			1	100%	1
Integrity Healthcare of Carbondale			1	100%	1
LABORATORIO MEDICO CENTRAL CONDOMINO MD			1	100%	1
ST. LUKE'S HOSPITAL			1	100%	1
ARDEN COURTS OF LELY PALMS			1	100%	1
PRIMACARE MEDICAL LAKEWOOD			1	100%	1
Lemont Nursing and Rehab Center			1	100%	1
COVID RAPID LABS			1	100%	1
MEDEXPRESS URGENT CARE-SALINA, S 9TH ST		1			1
PM PEDIATRICS PC			1	100%	1
Livingston County Center for Nursing and Rehabilitation		1			1
UF HEALTH - WILDLIGHT			1	100%	1
FLORIDA MEDICAL CLINIC PA GI			1	100%	1
Birmingham Nursing & Rehab Center		1			1
LISTENING DOCTOR PLLC, THE			1	100%	1
LOPEZ		1			1
MOUNT SINAI AVENTURA DIAGNOSTIC CENTER			1	100%	1
HENRY FORD HOSPITAL			1	100%	1
NEW HORIZON PRIMARY CARE LLC			1	100%	1
2504-HOMEWOOD		1			1
GRAND VILLA OF ENGLEWOOD			1	100%	1
LOWER KEYS COMMUNITY HEALTH CENTER			1	100%	1
SACRED HEART MEDICAL CENTER			1	100%	1
PRIMEX CLINICAL LABORATORIES INC			1	100%	1
RENOWN REGIONAL MEDICAL CENTER			1	100%	1
Avante at Orlando		1			1
MAYO CLINIC OUTPATIENT DIALYSIS CENTER			1	100%	1
CENTRAL CAROLINA HOSPITAL			1	100%	1
NEW YORK UNIVERSITY MEDICAL CENTER			1	100%	1
ALBANY MEDICAL CENTER			1	100%	1
GUIDEWELL EMERGENCY MEDICINE DOCTORS LLC #33			1	100%	1
Alden Lincoln Park			1	100%	1
MEDEXPRESS URGENT CARE - LOGAN		1			1
HIGHLANDS URGENT CARE			1	100%	1
PALM BEACH DIABETES & ENDOCRINE SPECIALISTS PA			1	100%	1
Parkview Care Center			1	100%	1

COVID-19: testing by laboratory

Data through Dec 21, 2020 verified as of Dec 22, 2020 at 09:25 AM

Data in this report are provisional and subject to change.

The numbers in the table below represent the number of Florida and non-Florida residents for whom test results were received by the Department of Health. A person can be tested by more than one laboratory and can have both positive and negative results. **Therefore, the sum of the numbers in each column will be larger than the total number of people tested.**

Reporting lab	Inconclusive	Negative	Positive	Percent positive	Total
ERIC C MRSHAL, MD, PC #1842		1			1
CENTRAL FLORIDA HOSPITALIST			1	100%	1
PANCARE HEALTH - HOSFORD SCHOOL			1	100%	1
LAKELAND MEDICAL CENTER			1	100%	1
WALGREENS #10308		1			1
METRO HEALTH HOSPITAL LABORATORY		1			1
CSL PLASMA LAB			1	100%	1
INFECTION CONTROL DEPT			1	100%	1
UNIVERSITY OF SOUTH FLORIDA			1	100%	1
GRAND VIEW HOSPITAL			1	100%	1
MCH PHYSICIANS GROUP			1	100%	1
Valley Center (WV)			1	100%	1
ROYAL PALM MEDICAL GROUP, INC		1			1
PREMIER PEDIATRICS			1	100%	1
Douglas County Health Center		1			1
HEALTHCARE FOR THE HOMELESS			1	100%	1
MEDEXPRESS URGENT CARE - SPRINGFIELD, COOLEY ST		1			1
BAYMEADOWS PEDIATRIC CARE		1			1
OAK HAVEN REHAB AND NURSING CENTER			1	100%	1
ATHENA CARE RESOURCES LLC		1			1
NEMOURS CHILDRENS PRIMARY CARE CLERMONT			1	100%	1
UF KANAPAHA LAB BEAKER		1			1
Sherwood Oaks Health Center			1	100%	1
NORTH FLORIDA MEDICAL GROUP		1			1
ST GERARD'S COMMUNITY OF CARE		1			1
PEDIATRICS URGENT CARE, LLC			1	100%	1
WALGREENS #01398			1	100%	1
THE MEDICAL CENTER AT BOWLING GREEN			1	100%	1
UNIVERSITY OF IOWA HOSPITALS & CLINICS			1	100%	1
MAYO CLINICAL LABORATORIES		1			1
MADISON AT OVIEDO			1	100%	1
Robert Wood Johnson University Hospital			1	100%	1
Peninsula Nursing and Rehabilitation Center		1			1
NORTHERN KENTUCKY HEALTH DEPARTMENT			1	100%	1
Mercy Manor Transition Center			1	100%	1
HAVASU REGIONAL MEDICAL CENTER			1	100%	1
NORTH SHORE MEDICAL CENTER - SALEM HOSPITAL			1	100%	1
POPLAR HEALTHCARE			1	100%	1
PALM WEST INTERNIST PA			1	100%	1
HAYS CLINICAL LAB			1	100%	1
FLORIDA DEPARTMENT OF HEALTH IN ESCAMBIA COUNTY		1			1
WINTER GARDEN CHILDREN'S HEALTH CENTERS			1	100%	1
UNITED HEALTHCARE			1	100%	1
BEAUMONT HOSPITAL, GROSSE POINTE			1	100%	1
ADVANCED URGENT CARE PLLC		1			1
MINUTECLINIC 7196		1			1
ARNOLD PALMER HOSPITAL LAB POCT		1			1

COVID-19: testing by laboratory

Data through Dec 21, 2020 verified as of Dec 22, 2020 at 09:25 AM

Data in this report are provisional and subject to change.

The numbers in the table below represent the number of Florida and non-Florida residents for whom test results were received by the Department of Health. A person can be tested by more than one laboratory and can have both positive and negative results. **Therefore, the sum of the numbers in each column will be larger than the total number of people tested.**

Reporting lab	Inconclusive	Negative	Positive	Percent positive	Total
CLUB HEALTH AND REHABILITATION CENTER, THE		1			1
RABI SINHA, MD		1			1
DOC PAM PA		1			1
FLORIDA HOSPITAL ORMOND BEACH			1	100%	1
Florence Home		1			1
EDWARD HOSPITAL			1	100%	1
COASTAL SKIN SURGERY AND DERMATOLOGY PL		1			1
Redwood Springs Healthcare			1	100%	1
PEDIATRIC ASSOCIATES - MIAMI LAKES		1			1
WATERS EDGE ELEMENTARY SCHOOL			1	100%	1
UNIVERSITY URGENT CARE			1	100%	1
MINNESOTA DEPARTMENT OF HEALTH LABORATORY			1	100%	1
IZ MEDICAL		1			1
Long Beach Care Center			1	100%	1
HEART HOSPITAL OF LAFAYETTE: EMERGENCY ROOM			1	100%	1
HEARTLAND REGIONAL MEDICAL CENTER		1			1
HOME AIDE SVC OF EASTERN NY INC D/B/A		1			1
Sears Coastal Nursing and Rehab		1			1
RIVERSIDE COUNTY PUBLIC HEALTH LABORATORY			1	100%	1
MINUTECLINIC DIAGNOSTIC OF GEORGIA, LL		1			1
BROOKS REHAB			1	100%	1
Regency Square			1	100%	1
NORDX			1	100%	1
WillowBrooke Court at Westminster Village		1			1
Iron County Medical Care Facility		1			1
NORTH BROWARD MEDICAL CENTER			1	100%	1
MEDEXPRESS URGENT CARE - JEANNETTE		1			1
BAPTIST HEALTH SURGERY CENTER			1	100%	1
CARENOW URGENT CARE - SPRING			1	100%	1
UMASS MEMORIAL/MARLBORO HOSPITAL			1	100%	1
APS-SUMMIT CARE PHARMACY, LLC DBA OMNICARE		1			1
BAYCARE MEDICAL GROUP, INC		1			1
BASCOM PALMER-MICRO LAB			1	100%	1
HOLMES COUNTY HEALTH DEPARTMENT			1	100%	1
DIAGNOSTIC & MEDICAL SPECIALISTS OF GREENWICH		1			1
THOMAS HOSPITAL			1	100%	1
SMITH NORTHVIEW HOSPITAL LAB			1	100%	1
PROVIDENCE ST PETER HOSPITAL		1			1
ST CLOUD COMPOUNDING PHARMACY & WELLNESS CENTER		1			1
MEDEXPRESS URGENT CARE - STAUNTON		1			1
Lutheran Community at Telford		1			1
HEALTH ALLIANCE			1	100%	1
MEDEXPRESS URGENT CARE - LITTLE ROCK		1			1
ESOTERIC LAB			1	100%	1
SHERMAN-ABRAMS LABORATORY INC		1			1
DASCENA LAB			1	100%	1
ICARE		1			1

COVID-19: testing by laboratory

Data through Dec 21, 2020 verified as of Dec 22, 2020 at 09:25 AM

Data in this report are provisional and subject to change.

The numbers in the table below represent the number of Florida and non-Florida residents for whom test results were received by the Department of Health. A person can be tested by more than one laboratory and can have both positive and negative results. **Therefore, the sum of the numbers in each column will be larger than the total number of people tested.**

Reporting lab	Inconclusive	Negative	Positive	Percent positive	Total
NORTHSIDE HOSPITAL DULUTH			1	100%	1
KEY TRAINING CENTER			1	100%	1
West Bay of Tampa Center			1	100%	1
LIFELINK OF FLORIDA			1	100%	1
CAREHERE LLC			1	100%	1
KANSAS CITY VA MEDICAL CENTER			1	100%	1
UNIVERSITY OF NORTH CAROLINA HOSPITALS			1	100%	1
MEDEXPRESS URGENT CARE - BECKLEY CROSS		1			1
MORGAN STANELY HEALTH CENTER		1			1
TREASURE COAST PRIMARY CARE		1			1
TRIPLE O MEDICAL SERVICES INC			1	100%	1
HOWELL BRANCH COURT			1	100%	1
PARK AVENUE DERMATOLOGY NORTH			1	100%	1
TRAVIS LEE THOMPSON MD			1	100%	1
DAUGHTERS OF SARAH NURSING CENTER		1			1
BARRINGTON TERRACE NAPLES			1	100%	1
INTEGRATED GENETICS SEQUENOM		1			1
TWIN			1	100%	1
Metairie Healthcare Center			1	100%	1
SUSAN F. WILLIAMS M.D., P.A.			1	100%	1
COMMUNICABLE DISEASE CONTROL/PUBLIC HEALTH EMERGENCY PREPAREDNESS			1	100%	1
ST PETE DIRECT PRIMARY CARE		1			1
ELLIS HOSPITAL URGENT CARE CENTER LAB		1			1
NEW YORK PRESBYTERIAN HOSPITAL			1	100%	1
DEPARTMENT OF HEALTH/ NEW YORK			1	100%	1
LCMC LAB SUBSECTION		1			1
CATHEDRAL GERONTOLOGY CENTER DBA CATHEDRAL CARES			1	100%	1
VETERANS AFFAIRS MEDICAL CENTER - EAST ORANGE			1	100%	1
CLINICAL TRIALS OF TAMPA LLC		1			1
MINUTECLINIC, LLC		1			1
Vibralfife of El Paso Rehabilitation Center			1	100%	1
NEW ERA HEALTH CENTER INC		1			1
PARTNERS IN PRIMARY CARE		1			1
OCALA REGIONAL KIDNEY CENTER EAST			1	100%	1
PROGENESIS INC			1	100%	1
CARENOW URGENT CARE - CENTRAL AUSTIN			1	100%	1
AFTER HOURS PEDS			1	100%	1
MEDEXPRESS - COLLINSVILLE BELT LINE		1			1
MY URGENT CARE CLINIC			1	100%	1
ACCOMPLISHED HOME CARE		1			1
SELF REGIONAL HEALTHCARE			1	100%	1
SOUTHWEST REGIONAL PCR LABORATORY			1	100%	1
CONWAY MEDICAL CENTER			1	100%	1
FULGENT GENETICS HOUSTON		1			1
CROSS CREEK HEALTH CARE		1			1
UF HEALTH THE VILLAGES			1	100%	1
COMMUNITY			1	100%	1

COVID-19: testing by laboratory

Data through Dec 21, 2020 verified as of Dec 22, 2020 at 09:25 AM

Data in this report are provisional and subject to change.

The numbers in the table below represent the number of Florida and non-Florida residents for whom test results were received by the Department of Health. A person can be tested by more than one laboratory and can have both positive and negative results. **Therefore, the sum of the numbers in each column will be larger than the total number of people tested.**

Reporting lab	Inconclusive	Negative	Positive	Percent positive	Total
ASCENSION ST VINCENT'S - WESTSIDE			1	100%	1
DOCTORS HEARING			1	100%	1
BMC/NASSAU			1	100%	1
BAPTIST HEALTH EXPRESS CARE			1	100%	1
NHC Chattanooga			1	100%	1
DEACONESS URGENT CARE CENTER			1	100%	1
SOUTHERN WINDS			1	100%	1
COMMONWEALTH OF VIRGINIA DIVISION OF CONSOLIDATED LABORATORY SERVICES			1	100%	1
SUNCOAST COMMUNITY HEALTH CENTERS INC		1			1
RAPID CITY REGIONAL HOSPITAL -579 ATTN. LABORATORY		1			1
CRESTAR LABS			1	100%	1
RIVIERA BEACH HEALTH CENTER LAB			1	100%	1
HYDE PARK MEDICAL CENTER		1			1
POMPANO BEACH ARTIFICIAL KIDNEY CENTER			1	100%	1
BAPTIST HOSPITAL EMPLOYEE HEALTH OFF			1	100%	1
COMPASSION PEDIATRIC URGENT CARE LLC			1	100%	1
Chateau Living Center			1	100%	1
MEDEXPRESS URGENT CARE - WESTFIELD, E MAIN ST			1	100%	1
BAPTIST HOSPITAL OF MIAMI MCI BROWARD LABORATORY			1	100%	1
TITUS REGIONAL MEDICAL CENTER			1	100%	1
URGENT CARE COASTAL GA			1	100%	1
Community Care Center of Heritage House, LLC			1	100%	1
Rehab Select of Talladega		1			1
GRAND VILLA OF DUNEDIN			1	100%	1
PRIMECARE AT PORT ORANGE			1	100%	1
MEDONE URGENT CARE			1	100%	1
LIBERTY HEALTH CENTER			1	100%	1
LAKEVIEW REGIONAL HOSPITAL			1	100%	1
NORWALK HOSPITAL			1	100%	1
QC LABORATORY			1	100%	1
MEDERI CARETENDERS			1	100%	1
TENNOVA ER - SANGO			1	100%	1
SPECTRUM LABORATORY			1	100%	1
CLEVELAND CLINIC AKRON GENERAL			1	100%	1
MINUTE CLINIC OF KANSAS PA			1	100%	1
Vi at Aventura		1			1
INTEGRATED FAMILY MEDICAL CENTER			1	100%	1
PEDIATRIC ASSOCIATES - JACKSONVILLE			1	100%	1
CHESAPEAKE REGIONAL MEDICAL CENTER			1	100%	1
SARASOTA MEMORIAL HOSPITAL		1			1
MEDEXPRESS URGENT CARE - LINCOLN		1			1
JOSEPH SCHENKER MD PC		1			1
PRIME CARE FAMILY MEDICINE			1	100%	1
ST. MARY'S HOSPITAL			1	100%	1
WHITE WILSON MEDICAL CENTER NEPHROLOGY			1	100%	1
CARENOW URGENT CARE-HENDERSONVILLE		1			1
HCL LABORATORIES			1	100%	1

COVID-19: testing by laboratory

Data through Dec 21, 2020 verified as of Dec 22, 2020 at 09:25 AM

Data in this report are provisional and subject to change.

The numbers in the table below represent the number of Florida and non-Florida residents for whom test results were received by the Department of Health. A person can be tested by more than one laboratory and can have both positive and negative results. **Therefore, the sum of the numbers in each column will be larger than the total number of people tested.**

Reporting lab	Inconclusive	Negative	Positive	Percent positive	Total
Henry County Health and Rehabilitation		1			1
EAST END PEDIATRICS		1			1
CENTRAL FL INTERNAL MEDICINE ASSOCIATES LLC		1			1
PHYSICIANS PREMIER			1	100%	1
SENDER RETREAT ADULT DAY CARE CENTERS			1	100%	1
VALLEY HOSPITAL MEDICAL CENTER		1			1
Luther Acres Manor		1			1
KENDALL PEDIATRICS PARTNERS LLC			1	100%	1
ADVENTHEALTH MEDICAL GROUP ADULT AND SENIOR HEALTH			1	100%	1
BAYCARE HEALTH SYSTEMS		1			1
CFCH - FROSTPROOF			1	100%	1
TANGLEWOOD MANOR		1			1
SIMMONS			1	100%	1
HIGHLANDS CLINICAL LABORATORY			1	100%	1
COMMUNITY MEDICAL CENTER-ORANGE CITY		1			1
ST MARYS MEDICAL CENTER			1	100%	1
HALEYVILLE HEALTH CARE CENTER		1			1
CAREWELL 203			1	100%	1
ARCADIA DIALYSIS CENTER			1	100%	1
ST. PETERSBURG PEDIATRICS-SEMINOLE			1	100%	1
HEALGEN SCIENTIFIC			1	100%	1
CARSON NURSING AND REHABILITATION CENT		1			1
PARKLAND HEALTH & HOSPITAL			1	100%	1
TEVAPHARM			1	100%	1
ATHENS LIMESTONE HOSPITAL		1			1
MERITER LABORATORIES			1	100%	1
SONNI'S PEDIATRICS			1	100%	1
ALPHA 1 ANTITRYPSIN RESEARCH PROGRAM			1	100%	1
BIOLOGICAL AND CHEMICAL EMERGENCIES LABORATORY			1	100%	1
CELEBRATION HOSPITAL			1	100%	1
TAYLOR MANOR		1			1
Central Park Healthcare & Rehabilitation Center		1			1
MOUNT SINAI MEDICAL CENTER OF FLORIDA, INC			1	100%	1
DONALSONVILLE HOSPITAL			1	100%	1
UCH LAB			1	100%	1
BRUCE S WEST MD			1	100%	1
SUMMIT LABORATORY			1	100%	1
EAST TENNESSEE STATE UNIVERSITY		1			1
LIFELINK TISSUE BANK D/B/A LIFELINK TISSUE BANK		1			1
MEDERI CARETENDERS VS OF SE FL LLC DBA			1	100%	1
SISTERS MISSION			1	100%	1
MEDICAL ASSOCIATES OF PINELLAS - LAB			1	100%	1
WALGREENS #06025		1			1
MANASOTA PEDIATRICS			1	100%	1
MINUTECLINIC DIAGNOSTIC OF TN, PC 6438		1			1
SYNEOS HEALTH			1	100%	1
HEALTH FIRST MEDICAL GROUP LLC			1	100%	1

COVID-19: testing by laboratory

Data through Dec 21, 2020 verified as of Dec 22, 2020 at 09:25 AM

Data in this report are provisional and subject to change.

The numbers in the table below represent the number of Florida and non-Florida residents for whom test results were received by the Department of Health. A person can be tested by more than one laboratory and can have both positive and negative results. **Therefore, the sum of the numbers in each column will be larger than the total number of people tested.**

Reporting lab	Inconclusive	Negative	Positive	Percent positive	Total
TALLAHASSEE PRIMARY CARE ASSOCIATES PA			1	100%	1
PUBLIX PHARMACY #0332		1			1
DR PHILLIPS CENTER FOR WELLNESS		1			1
JOHN KNOX MANOR INC II			1	100%	1
AURORA CONSOLIDATED LABORATORY			1	100%	1
HEALTHQUEST, INC			1	100%	1
A.G. Rhodes		1			1
LabCorp L#09258295 M#09258285			1	100%	1
ALLEGANY COUNTY DEPARTMENT OF HEALTH		1			1
LIFESPAN HEALTH - SELMER		1			1
DIXITKUMAR N MODI MD PA			1	100%	1
CAH ACQUISITION COMPANY 11 LLC			1	100%	1
WELLCARE URGENT CARE			1	100%	1
UNIVERSITY OF MIAMI PRIMARY CARE SITE UMHC 3039			1	100%	1
WALKIN MEDICAL URGENT CARE,NEW CITY			1	100%	1
FLORIDA DEPARTMENT OF HEALTH PALM BEACH COUNTY			1	100%	1
FIU HEALTH CARE CENTER			1	100%	1
MARYLAND DEPARTMENT OF HEALTH AND MENTAL HYGIENE-LABORATORIES			1	100%	1
ALLEGHENY GENERAL HOSPITAL			1	100%	1
SKY RIDGE MEDICAL CENTER - MICRO			1	100%	1
TMH PHYSICIAN PARTNERS QUINCY			1	100%	1
SHAMRA MEDICAL LABORATORY			1	100%	1
NORTHEAST TEXAS DIALYSIS		1			1
MAYO CLINIC BEACHES PRIMARY CARE CTR		1			1
MANSFIELD MEDICAL LODGE			1	100%	1
JMC TALLAHASSEE, LLC			1	100%	1
DECATUR MORGAN HOSPITAL - DECATUR GENE		1			1
TMH PHYSICIAN PARTNERS			1	100%	1
CVS MINUTE CLINIC #5836		1			1
CONSOLIDATED			1	100%	1
COLLINS NURSING HOME		1			1
ARLINGTON ADULT RESIDENTIAL FACILITY, INC			1	100%	1
MEMORIAL HERMANN SOUTHWEST HOSPITAL			1	100%	1
JACKSONVILLE STATEFL			1	100%	1
PHYSICIANS URGENT CARE			1	100%	1
MINUTECLINIC DIAGNOSTIC OF NEW MEXICO LLC #7552		1			1
SILVERMAN			1	100%	1
PHYSICIAN ASSOCIATES, LLC			1	100%	1
UNIVERISTY OF MIAMI			1	100%	1
MEDAC AT PORTERS NECK			1	100%	1
CONTINENTAL HOME HEALTH CARE INC			1	100%	1
BUENA VIDA ESTATES			1	100%	1
DAVITA DIALYSIS-NORTH			1	100%	1
MOSAIC MEDICAL CENTER MARYVILLE			1	100%	1
SMITH KLINE			1	100%	1
NORTH FLORIDA CHILD DEVELOPMENT, INC			1	100%	1
Waddell Nursing & Rehab Center		1			1

COVID-19: testing by laboratory

Data through Dec 21, 2020 verified as of Dec 22, 2020 at 09:25 AM

Data in this report are provisional and subject to change.

The numbers in the table below represent the number of Florida and non-Florida residents for whom test results were received by the Department of Health. A person can be tested by more than one laboratory and can have both positive and negative results. **Therefore, the sum of the numbers in each column will be larger than the total number of people tested.**

Reporting lab	Inconclusive	Negative	Positive	Percent positive	Total
GEORGETOWN URGENT CARE			1	100%	1
UPMC NORTHWEST HOSPITAL			1	100%	1
CITY OF NEW YORK DEPARTMENT OF HEALTH			1	100%	1
ENCOMPASS HEALTH HOME HEALTH		1			1
LOVING CARE OF THE TREASURE COAST LLC		1			1
FRASER MEMORIAL HOSPITAL			1	100%	1
Monument Health Strugis Care Center		1			1
PREMIER URGENT CARE CENTER LLC			1	100%	1
CVS HEALTH, #2043		1			1
441 URGENT CARE-MULBERRY			1	100%	1
ST. VINCENT HOSPITAL			1	100%	1
DERMDX, DIV OF AURORA DIAGNOSTICS/BERNHARDT LAB		1			1
CARE STATION MEDICAL GROUP		1			1
VALLEY MEDICAL LABORATORY			1	100%	1
HARMONY HEALTHCARE ORLANDO INC		1			1
BROOKDALE FORT MYERS LAKES PARK			1	100%	1
Longwood Community Living Center		1			1
WINSHIPS PHARMACY INC		1			1
NEWTON MEMORIAL HOSPITAL		1			1
COSTCO PHARMACY #1023			1	100%	1
STANLY REGIONAL MEDICAL CENTER			1	100%	1
MEDEXPRESS URGENT CARE - ANDERSON		1			1
FHCP ASC - ORANGE CITY			1	100%	1
CVS MINUTE CLINIC DIAGNOSTIC PA #3060		1			1
CENTRAL TX URGENT CARE			1	100%	1
MED TECH CLINICAL LABORATORY		1			1
WINCHESTER HOSPITAL			1	100%	1
Sanford Health & Rehabilitation			1	100%	1
FLORIDA STATE UNIVERSITY HEALTH SERVICES			1	100%	1
NORTH SHORE HEMATOLOGY-ONCOLOGY ASSOCIATES		1			1
STEINHATCHEE DRUGS			1	100%	1
NHLS		1			1
The Palms Nursing and Rehabilitation		1			1
SPRINGHILL SENIOR RESIDENCE		1			1
SOUTHERN BREEZE HEALTHCARE			1	100%	1
LAKE REGIONAL HEALTH			1	100%	1
BOSTON MEDICAL CENTER			1	100%	1
ONPOINT URGENT CARE			1	100%	1
UHS BINGHAMTON GENERAL			1	100%	1
Conway Lakes Health and Rehabilitation Center		1			1
15 TO KNOW			1	100%	1
NORTHEAST FLORIDA HEALTH SERVICES			1	100%	1
COVID TESTING LLC			1	100%	1
HAVEN CUSTEAD CARE CENTER			1	100%	1
OXY-GENLAB			1	100%	1
CACERES SPECIALIZED GYNECOLOGY		1			1
MOORE CLINICAL RESEARCH INC			1	100%	1

COVID-19: testing by laboratory

Data through Dec 21, 2020 verified as of Dec 22, 2020 at 09:25 AM

Data in this report are provisional and subject to change.

The numbers in the table below represent the number of Florida and non-Florida residents for whom test results were received by the Department of Health. A person can be tested by more than one laboratory and can have both positive and negative results. **Therefore, the sum of the numbers in each column will be larger than the total number of people tested.**

Reporting lab	Inconclusive	Negative	Positive	Percent positive	Total
Elm Crest Senior Living Community		1			1
UNIVERSITY OF BALTIMORE WASHINGTON MEDICAL CENTER			1	100%	1
GIFFORD MEMORIAL HOSPITAL		1			1
CYPRESS VILLAGE REHAB CENTER		1			1
GREATER TAMPA AT HOME			1	100%	1
MEDEXPRESS URGENT CARE, LANCASTER WEST		1			1
PARRISH MEDICAL GROUP			1	100%	1
GRAND VILLA OF PINELLAS PARK			1	100%	1
Greystone Health Care Center		1			1
STUART SURGERY CENTER, LLC			1	100%	1
EAST FL CORE LAB			1	100%	1
LAKE LURE HEALTH CENTER			1	100%	1
PELICAN STATE OUTPATIENT CENTER			1	100%	1
THE HEART HOSPITAL BAYLOR PLANO			1	100%	1
VA OPTOMETRY CLINIC			1	100%	1
SOUTHWOOD NURSING & RETIREMENT CENTER		1			1
LEE MEMORIAL HOSPITAL BLOOD GAS LAB			1	100%	1
Mountain View Manor			1	100%	1
SOUTH LAKE FAMILY HEALTH CENTER			1	100%	1
COOPER CLINIC			1	100%	1
HERNANDO COUNTY HEALTH DEPT			1	100%	1
EXCEL URGENT CARE OF NJ			1	100%	1
FRESENIUS KIDNEY CARE DUNEDIN			1	100%	1
NASSAU COUNTY HEALTH DEPARTMENT		1			1
QUEST DIAGNOSTICS CLINICAL LABORATORIES INC		1			1
BOLLES SCHOOL, THE			1	100%	1
Dulles Health and Rehab Center		1			1
WALKONCLINIC			1	100%	1
The Pines at Poughkeepsie Center for Nursing and Rehabilitation		1			1
CARESOUTH HHA HOLDINGS OF THE TREASURE COAST LLC			1	100%	1
BAYCARE OUTREACH LAB AT NEW TAMPA			1	100%	1
REEVES COUNTY HOSPITAL DISTRICT			1	100%	1
MEDICAL CLINIC OF HOUSTON			1	100%	1
ST. LUKES HOSPITAL			1	100%	1
CALIFORNIA PUBLIC HEALTH LABORATORY			1	100%	1
SV MOBILE HEALTH			1	100%	1
CVS MINUTE CLINIC DIAGNOSTIC MED GRP OF CAL		1			1
ROCKLEDGE HEALTH & REHABILITATION CENTER			1	100%	1
PROGRESS PHARMACY INC			1	100%	1
BRANDON OUTREACH CLINIC			1	100%	1
MED CHOICE CENTER OF NORTH MIAMI			1	100%	1
BROOME COUNTY HEALTH DEPARTMENT		1			1
EASTERN FLORIDA STATE COLLEGE - PALM BAY CAMPUS			1	100%	1
TMH CANCER CENTER LABORATORY			1	100%	1
JACKSON MADISON CO. GEN. HOSPITAL			1	100%	1
HUNEYCUTT FAMILY PRACTICE			1	100%	1
SURGERY CENTER, THE			1	100%	1

COVID-19: testing by laboratory

Data through Dec 21, 2020 verified as of Dec 22, 2020 at 09:25 AM

Data in this report are provisional and subject to change.

The numbers in the table below represent the number of Florida and non-Florida residents for whom test results were received by the Department of Health. A person can be tested by more than one laboratory and can have both positive and negative results. **Therefore, the sum of the numbers in each column will be larger than the total number of people tested.**

Reporting lab	Inconclusive	Negative	Positive	Percent positive	Total
SUN CLINICAL LABORATORIES			1	100%	1
BEAUMONT HOSPITAL			1	100%	1
LITTLE FALLS HOSPITAL LABORATORY		1			1
CANDLER HOSPITAL			1	100%	1
PINNACLE DIALYSIS		1			1
GRACE HEALTHCARE OF LAKE WALES		1			1
ER NEAR ME HULEN		1			1
MEDEXPRESS URGENT CARE - FORT SMITH		1			1
Arch Plaza Nursing and Rehabilitation Center			1	100%	1
HELGEMO & LIQU PEDIATRICS			1	100%	1
OHIOHEALTH URGENT CARE			1	100%	1
LADY OF THE SEA HOSPITAL LAB			1	100%	1
SUMMERFIELD PAIN MANAGEMENT			1	100%	1
ARDEN COURTS OF SEMINOLE			1	100%	1
PALM BEACH DIABETES AND ENDOCRINE SPECIALISTS, PA			1	100%	1
ORCHID TERRACE		1			1
BRIDGE DIAGNOSTICS			1	100%	1
JAX FAMILY CARE		1			1
BAYOU URGENT CARE			1	100%	1
PEDRO L ORTEGA MD PA			1	100%	1
RIDGEFIELD PEDIATRIC ASSOCIATES		1			1
SOUTHERN SPRINGS HEALTH CARE		1			1
BLOOD SYSTEMS LABORATORIES			1	100%	1
ADVENTHEALTH MEDICAL GROUP FAMILY MEDICINE AT RDV		1			1
STEWART MEDICAL GROUP INC			1	100%	1
Chateau Girardeau			1	100%	1
BAYCARE OUTREACH LAB			1	100%	1
JOSHUA E CHESIR MD		1			1
ROYAL OAK MEDICAL CENTER LLC DBA CHARACTER FAMILY			1	100%	1
NORTH RIVER FAMILY HEALTH CENTER			1	100%	1
LEELANAU OPCO, LLC		1			1
ADVENTHEALTH MEDICAL GROUP FAMILY AND INTERNAL			1	100%	1
FRESENIUS SOUTH FORT MYERS		1			1
SOUTHWEST ORLANDO FAMILY MEDICINE, PL			1	100%	1
SOUTHEASTERN HEALTH FACILITES, INC		1			1
ST. MARY MEDICAL CENTER		1			1
MEMORIAL HEALTHCARE SYSTEM			1	100%	1
LAKESIDE MEDICAL CENTER		1			1
LEHIGH PULMONARY ASSOCIATES			1	100%	1
Kroger - KRO03500568			1	100%	1
MEMORIAL HOSPITAL - BELLEVILLE			1	100%	1
MADISON FACILITY INC			1	100%	1
EAST RIDGE RETIREMENT VILLAGE INC		1			1
FLORIDA SCHOOL FOR THE DEAF AND THE BLIND			1	100%	1
MD NOW URGENT CARE			1	100%	1
BOULDER COMMUNITY HOSPITAL			1	100%	1
FLEMING ISLAND CENTER FOR CLINICAL RESEARCH		1			1

COVID-19: testing by laboratory

Data through Dec 21, 2020 verified as of Dec 22, 2020 at 09:25 AM

Data in this report are provisional and subject to change.

The numbers in the table below represent the number of Florida and non-Florida residents for whom test results were received by the Department of Health. A person can be tested by more than one laboratory and can have both positive and negative results. **Therefore, the sum of the numbers in each column will be larger than the total number of people tested.**

Reporting lab	Inconclusive	Negative	Positive	Percent positive	Total
UNIVERSITY OF MARYLAND PATHOLOGY ASSOCIATES			1	100%	1
Caldwell Care		1			1
CEPERO PEDIATRICS PA			1	100%	1
FHPG_EXP CARE W HILLSBOROUGH			1	100%	1
LEXINGTON PLACE SENIOR LIVING COMMUNITY		1			1
Jersey City Medical Center		1			1
LAKEWOOD RANCH MEDICAL CENTER CLINICAL LAB			1	100%	1
MOUNT SINAI COMPREHENSIVE CANCER CENTER			1	100%	1
MARION COUNTY HEALTH DEPARTMENT			1	100%	1
MEDTOWN PHARMACY			1	100%	1
NASSAU COUNTY HEALTH DEPARTMENT-FERNANDINA BEACH C		1			1
Harris Hill Nursing Facility		1			1
LIFE CARE CENTER OF SKAGIT VALLEY		1			1
CITRUS HEALTH NETWORK INC			1	100%	1
MEDEXPRESS URGENT CARE - BENTON		1			1
BLUFFTON HEALTH CENTER			1	100%	1
DEVLIN MANOR NURSING AND REHABILITATION		1			1
ST. MICHAEL'S ELITE HOSPITAL			1	100%	1
CULVER CITY URGENT CARE			1	100%	1
AFFINITY URGENT CARE			1	100%	1
Cornerstone at the Ranch		1			1
MIAMI-DADE COUNTY HEALTH DEPT.		1			1
TREASURE COAST MEDICAL CONCIERGE LLC			1	100%	1
ADVANCED LABORATORY SERVICES			1	100%	1
MEDEXPRESS URGENT CARE - TOPEKA, SW WANAMAKER RD		1			1
SHAH			1	100%	1
BREVARD FAMILY WALK IN CLINIC			1	100%	1
MINUTECLINIC LLC #5157			1	100%	1
Imperial Healthcare Centre			1	100%	1
LAURELLWOOD NURSING CENTER		1			1
FLAGLER CARE CENTER			1	100%	1
KAISER PERMANENTE REGIONAL REFERENCE LABORATORY		1			1
Good Samaritan Society - Albion		1			1
Summit Medical Group Morristown Oncology		1			1
EVENTIDE LUTHERAN HOME		1			1
SAINT BARNABAS MEDICAL CENTER		1			1
Cortland Acres Association		1			1
HEALTHCARE ASSOCIATES OF IRVING, LLP			1	100%	1
Manorcare Health Services West Reading North		1			1
SERENADES BY SONATA		1			1
Miller Health Care Center			1	100%	1
FLORIDA HEART AND VASCULAR MULTISPECIALTY GROUP PA			1	100%	1
GEORGE WASHINGTON UNIVERSITY HOSPITAL			1	100%	1
ARIZONA STATE LABORATORY			1	100%	1
VIVEX/UMTB BIOMEDICAL			1	100%	1
HARDIN MEMORIAL HOSPITAL - HEARTLAND PATHOLOGY CONSULTANTS			1	100%	1
MINUTE-CLINIC DIAGNOSTIC OF VIRGINIA,		1			1

COVID-19: testing by laboratory

Data through Dec 21, 2020 verified as of Dec 22, 2020 at 09:25 AM

Data in this report are provisional and subject to change.

The numbers in the table below represent the number of Florida and non-Florida residents for whom test results were received by the Department of Health. A person can be tested by more than one laboratory and can have both positive and negative results. **Therefore, the sum of the numbers in each column will be larger than the total number of people tested.**

Reporting lab	Inconclusive	Negative	Positive	Percent positive	Total
BRONSON METHODIST HOSPITAL			1	100%	1
WILTON MANORS HEALTH & REHABILITATION CENTER			1	100%	1
OCALA FAMILY MEDICAL CENTER		1			1
DOCTORS AFTER HOURS URGENT CARE CENTER			1	100%	1
UNLIMITED MEDICAL SERVICES OF FL PL DBA		1			1
Chestnut Ridge Nursing & Rehab		1			1
Mill Valley Care Center		1			1
KEY WEST HMA PHYSICIAN MANAGEMENT, LLC			1	100%	1
AUGUSTA HEALTH CLINICAL LABORATORY			1	100%	1
MOUNT SINAI MEDICAL CENTER AVENTURA ER			1	100%	1
FLORIDA HOSPITAL LAB			1	100%	1
Florida Baptist Retirement Center		1			1
HOUSTON DEPARTMENT OF HEALTH AND HUMAN SERVICES			1	100%	1
SHELL POINT HOME HEALTH			1	100%	1
FLORIDA DEPARTMENT OF HEALTH IN LEE COUNTY			1	100%	1
MID-FLORIDA PATHOLOGY LLC - MOBILE UNIT # 3			1	100%	1
NDX-CORE LAB			1	100%	1
LRGHEALTHCARE		1			1
HEALTH CARE SERVICES LC			1	100%	1
BL DIAGNOSTICS LLC			1	100%	1
PARK AVENUE PEDIATRICS PC		1			1
CHIEFLAND MEDICAL CENTER			1	100%	1
Signature Healthcare of Georgetown		1			1
MINUTECLINIC LLC (2335)		1			1
ACCESS HEALTH CARE PHYSICIANS			1	100%	1
Crowne Place Assisted Living		1			1
Lynwood		1			1
SWEDISH COVENANT HOSPITAL			1	100%	1
NATION'S BEST CARE HOME HEALTH			1	100%	1
MEDEXPRESS URGENT CARE- COLUMBIA HEIGH		1			1
DOCTORS CARE - GREER		1			1
VA OUTPATIENT PHARMACY			1	100%	1
LAKE PEDIATRICS			1	100%	1
MARYLAND DEPARTMENT OF HEALTH AND MENTAL HYGIENE			1	100%	1
MISSION HOSPITAL			1	100%	1
GATEWAY LABORATORIES		1			1
BAPTIST HOSPITAL LABORATORY			1	100%	1
DEPARTMENT OF HEALTH AND HUMAN SERVICES			1	100%	1
HABANA HEALTH CARE CENTER			1	100%	1
SHELBYVILLE HOSPITAL COMPANY		1			1
WEST COAST CLINICAL LABS INC			1	100%	1
Avera Sr. James Care Center		1			1
TENNESSEE VALLEY HCS			1	100%	1
MEMORIAL HERMANN HOSPITAL			1	100%	1
CLINCLOUD, LLC			1	100%	1
MEMORIALCARE LONG BEACH MEDICAL CENTER			1	100%	1
UMASS MEMORIAL MEDICAL CENTER, INC		1			1

COVID-19: testing by laboratory

Data through Dec 21, 2020 verified as of Dec 22, 2020 at 09:25 AM

Data in this report are provisional and subject to change.

The numbers in the table below represent the number of Florida and non-Florida residents for whom test results were received by the Department of Health. A person can be tested by more than one laboratory and can have both positive and negative results. **Therefore, the sum of the numbers in each column will be larger than the total number of people tested.**

Reporting lab	Inconclusive	Negative	Positive	Percent positive	Total
ALLIED PEDIATRICS & FAMILY MEDICINE			1	100%	1
ARTHREX MEDICAL CENTER EAST			1	100%	1
Total	58,700	11,611,346	1,563,736	12%	13,233,782