

# COVID-19: summary of persons being monitored, persons tested, and cases

Data through Aug 5, 2020 verified as of Aug 6, 2020 at 09:25 AM  
Data in this report are provisional and subject to change.

Monitored persons: people the Florida Department of Health was notified of for possible monitoring because they are a contact of a case, traveled from China, or were identified by the Centers for Disease Control and Prevention (CDC) as a part of a airline/ship contact investigation	
Total reports	155,414
Total persons of high, medium, or unknown risk	151,740
High/medium/unknown risk still being monitored	14,005

Persons tested: includes PCR and antigen test results received by the Department of Health from the state public health laboratory (BPHL), as well as commercial and hospital laboratories	
Total tested	3,863,276
Positive	510,389
Negative	3,346,947
Inconclusive	5,940
Awaiting testing	3,325

Cases: people with positive PCR or antigen test result	
Total cases	510,389
Florida residents	504,768
Non-Florida residents	5,621
Type of testing	
Florida residents	504,768
Positive by BPHL/CDC	16,922
Positive by commercial/hospital lab	487,846
Non-Florida residents	5,621
Positive by BPHL/CDC	206
Positive by commercial/hospital lab	5,415
Characteristics	
Florida residents hospitalized	29,131
Florida resident deaths	7,747
Change in deaths since previous report	+120
Non-Florida resident deaths	124
Hospitalized counts include anyone who was hospitalized at some point during their illness. It does not reflect the number of people currently hospitalized.	
More information on deaths identified through death certificate data is available on the National Center for Health Statistics website at <a href="http://www.cdc.gov/nchs/nvss/vsrr/COVID19/index.htm">www.cdc.gov/nchs/nvss/vsrr/COVID19/index.htm</a> .	
Risk factors for Florida residents	
Traveled	3,877
Contact with a known case	144,955
Traveled and contact with a known case	3,947
Neither	351,989
No travel and no contact	53,245
Travel is unknown	239,688
Contact is unknown	94,951
Contact is pending	192,958
Travel can be unknown and contact can be unknown or pending for the same case, these numbers will sum to more than the "neither" total.	

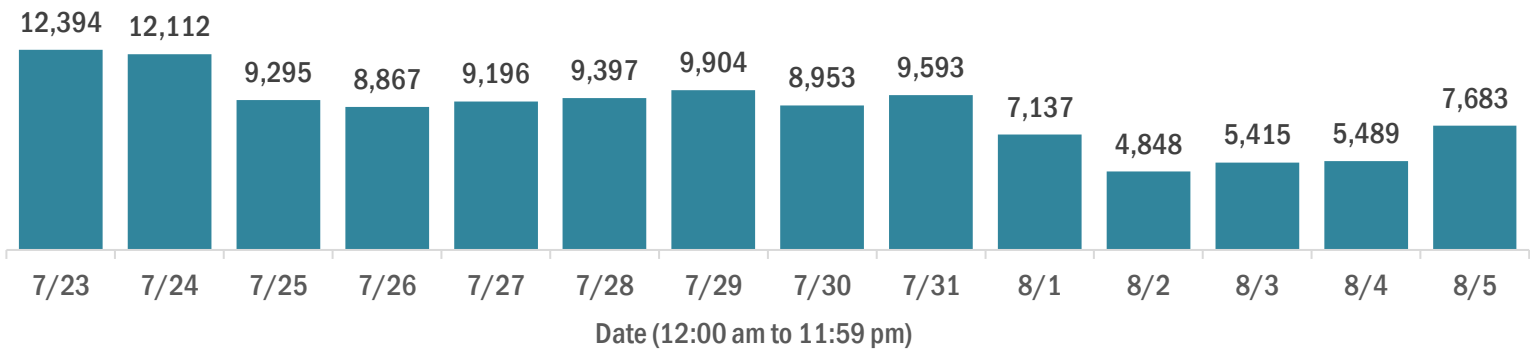
# COVID-19: cases and laboratory testing over time

Data through Aug 5, 2020 verified as of Aug 6, 2020 at 09:25 AM

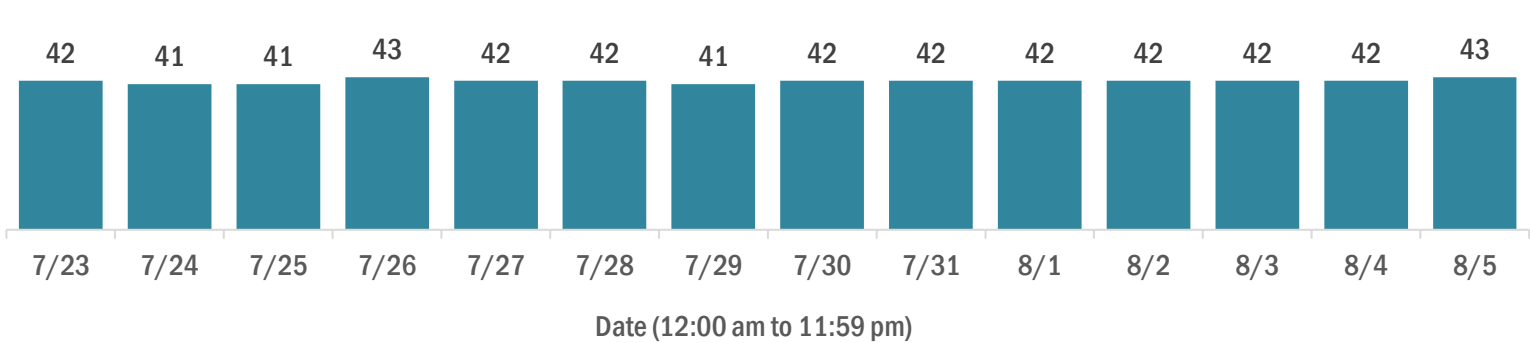
Data in this report are provisional and subject to change.

Cases in Florida residents per day for the past 2 weeks

Number of cases per day



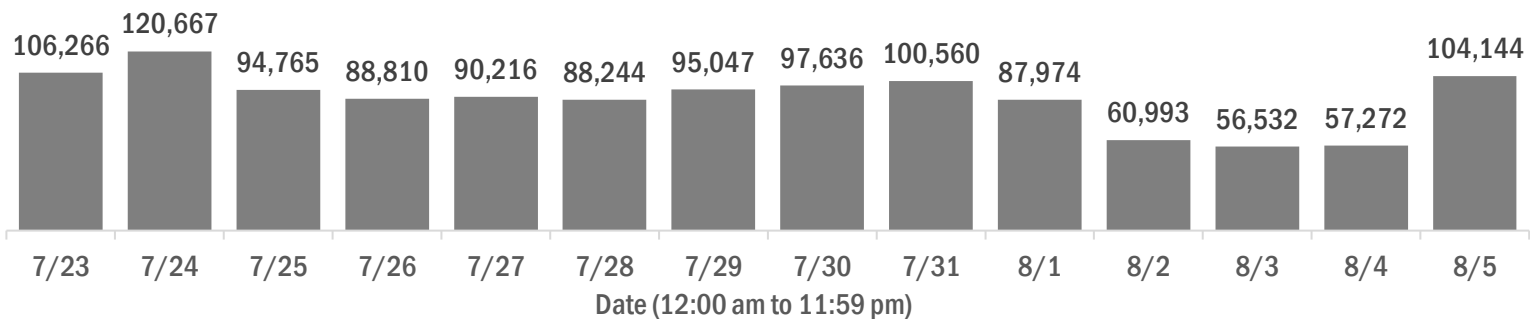
Median age of cases by day



Laboratory testing for Florida residents and non-Florida residents over the past 2 weeks

Number of people tested per day

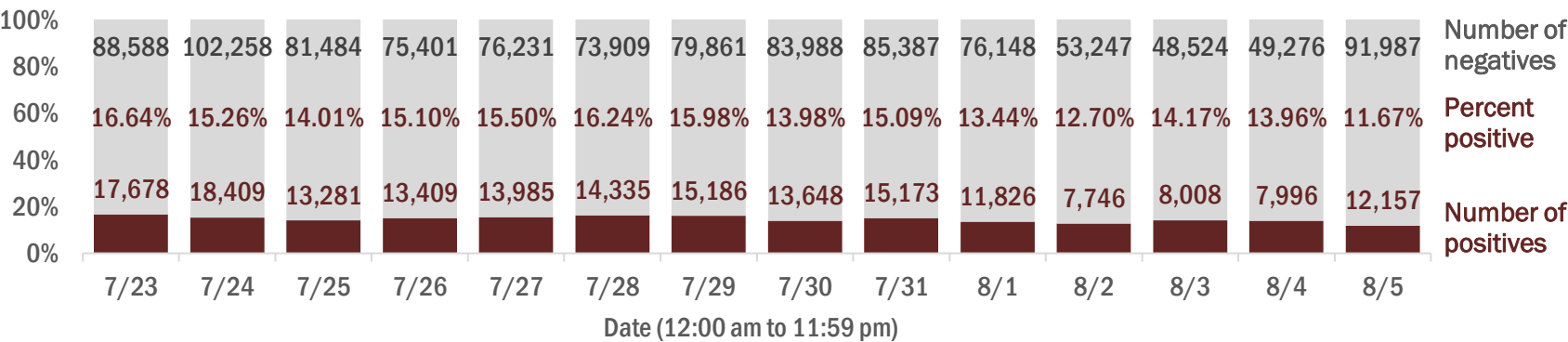
These counts include the number of people for whom the department received PCR or antigen laboratory results by day. People tested on multiple days will be included for each day a new result was received. A person is only counted once for each day they are tested, regardless of whether multiple specimens are tested or multiple results are received.



Number and percent of positive labs

The percent of positive results ranged from 11.67% to 16.64% over the past 2 weeks and was 11.67% yesterday.

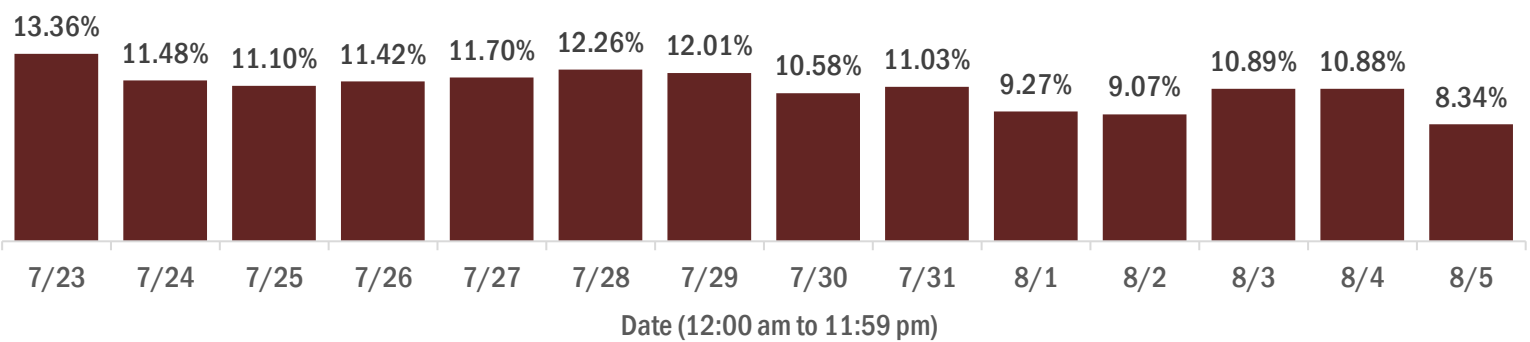
These counts include the number of people for whom the department received PCR or antigen laboratory results by day. People tested on multiple days will be included for each day a new result was received. A person is only counted once for each day they are tested, regardless of whether multiple specimens are tested or multiple results are received. If a person has a positive specimen and a negative specimen in the same day, only the positive result is counted.



Percent positivity for new cases

The percent of positive results ranged from 8.34% to 13.36% over the past 2 weeks and was 8.34% yesterday.

This percent is the number of people who test PCR- or antigen-positive for the first time divided by all the people tested that day, excluding people who have previously tested positive.



# COVID-19: characteristics of 504,768 Florida resident cases

Data through Aug 5, 2020 verified as of Aug 6, 2020 at 09:25 AM

Data in this report are provisional and subject to change.

Age group	Cases		Hospitalizations		Deaths	
0-4 years	8,512	2%	177	1%	0	0%
5-14 years	19,769	4%	143	0%	3	0%
15-24 years	76,660	15%	716	2%	20	0%
25-34 years	97,805	19%	1,760	6%	54	1%
35-44 years	83,155	16%	2,624	9%	165	2%
45-54 years	80,803	16%	3,787	13%	334	4%
55-64 years	65,251	13%	5,162	18%	801	10%
65-74 years	37,655	7%	5,662	19%	1,580	20%
75-84 years	21,558	4%	5,210	18%	2,222	29%
85+ years	12,552	2%	3,890	13%	2,568	33%
Unknown	1,048	0%	0	0%	0	0%
Total	504,768		29,131		7,747	

Gender	Cases	
Female	258,677	51%
Male	242,308	48%
Unknown	3,783	1%
Total	504,768	

Ethnicity	Cases		Hospitalizations		Deaths	
Hispanic	133,539	26%	9,099	31%	1,953	25%
Non-Hispanic	172,943	34%	18,017	62%	4,980	64%
Unknown	198,286	39%	2,015	7%	814	11%
Total	504,768		29,131		7,747	

Race and ethnicity	Cases		Hospitalizations		Deaths	
White	197,198	39%	17,367	60%	5,141	66%
Hispanic	87,430	17%	6,492	22%	1,523	20%
Non-Hispanic	91,237	18%	10,127	35%	3,285	42%
Unknown	18,531	4%	748	3%	333	4%
Black	75,772	15%	7,175	25%	1,552	20%
Hispanic	3,478	1%	312	1%	54	1%
Non-Hispanic	62,853	12%	6,624	23%	1,423	18%
Unknown	9,441	2%	239	1%	75	1%
Other race	56,064	11%	3,425	12%	620	8%
Hispanic	27,869	6%	2,050	7%	306	4%
Non-Hispanic	15,509	3%	1,163	4%	233	3%
Unknown	12,686	3%	212	1%	81	1%
Unknown race	175,734	35%	1,164	4%	434	6%
Hispanic	14,762	3%	245	1%	70	1%
Non-Hispanic	3,344	1%	103	0%	39	1%
Unknown	157,628	31%	816	3%	325	4%
Total	504,768		29,131		7,747	

**Hospitalization** counts include anyone who was hospitalized at some point during their illness. It does not reflect the number of people currently hospitalized. **Other race** includes any person with a race of American Indian/Alaskan native, Asian, native Hawaiian/Pacific Islander, or other.

# COVID-19: deaths in Florida residents and staff of long-term care facilities

Data through Aug 5, 2020 verified as of Aug 6, 2020 at 09:25 AM

Data in this report are provisional and subject to change.

For current cases in residents or staff of long-term care facilities, please visit: <https://floridahealthcovid19.gov/>

County Deaths				County Deaths				County Deaths			
Dade	622	<div></div>	19%	Marion	27	<div></div>	1%	Jefferson	4	<div></div>	0%
Palm Beach	363	<div></div>	11%	Osceola	27	<div></div>	1%	Madison	4	<div></div>	0%
Pinellas	321	<div></div>	10%	Suwannee	26	<div></div>	1%	Okeechobee	4	<div></div>	0%
Broward	227	<div></div>	7%	Indian River	24	<div></div>	1%	Baker	3	<div></div>	0%
Hillsborough	186	<div></div>	6%	Hernando	21	<div></div>	1%	Bradford	2	<div></div>	0%
Lee	178	<div></div>	5%	Hendry	19	<div></div>	1%	Gilchrist	2	<div></div>	0%
Polk	161	<div></div>	5%	Okaloosa	17	<div></div>	1%	Hardee	2	<div></div>	0%
Manatee	104	<div></div>	3%	Lake	15	<div></div>	0%	Nassau	2	<div></div>	0%
Seminole	77	<div></div>	2%	Washington	12	<div></div>	0%	Desoto	1	<div></div>	0%
Sarasota	75	<div></div>	2%	Alachua	11	<div></div>	0%	Flagler	1	<div></div>	0%
Volusia	71	<div></div>	2%	Walton	11	<div></div>	0%	Holmes	1	<div></div>	0%
Brevard	70	<div></div>	2%	Leon	10	<div></div>	0%	Levy	1	<div></div>	0%
Duval	70	<div></div>	2%	Putnam	10	<div></div>	0%	Monroe	1	<div></div>	0%
St. Lucie	70	<div></div>	2%	Citrus	9	<div></div>	0%	Taylor	1	<div></div>	0%
Escambia	63	<div></div>	2%	St. Johns	9	<div></div>	0%	Total	3,301		
Collier	56	<div></div>	2%	Sumter	9	<div></div>	0%				
Charlotte	53	<div></div>	2%	Gadsden	8	<div></div>	0%				
Martin	53	<div></div>	2%	Bay	7	<div></div>	0%				
Pasco	49	<div></div>	1%	Calhoun	6	<div></div>	0%				
Orange	48	<div></div>	1%	Santa Rosa	6	<div></div>	0%				
Clay	31	<div></div>	1%	Columbia	5	<div></div>	0%				
Jackson	30	<div></div>	1%	Highlands	5	<div></div>	0%				

**Note:** cases are summarized by the county of usual residence. Residents and staff may be cases associated with facilities that are not in their county of usual residence, resulting in cases being included below for counties that do not have facilities with known cases.

# COVID-19: characteristics of 510,389 cases

Data through Aug 5, 2020 verified as of Aug 6, 2020 at 09:25 AM

Data in this report are provisional and subject to change.

Tables below include cases in Florida residents and non-Florida residents.

All 67 Florida counties have cases:

County	FL resident cases		Non-FL resident cases	Total cases	FL resident deaths	FL death rate
Dade	126,789	<div><div></div></div> 25%	888	127,677	1,784	1.4%
Broward	59,537	<div><div></div></div> 12%	521	60,058	782	1.3%
Palm Beach	35,386	<div><div></div></div> 7%	351	35,737	892	2.5%
Hillsborough	31,432	<div><div></div></div> 6%	131	31,563	378	1.2%
Orange	30,384	<div><div></div></div> 6%	392	30,776	275	0.9%
Duval	22,333	<div><div></div></div> 4%	235	22,568	165	0.7%
Pinellas	17,238	<div><div></div></div> 3%	120	17,358	469	2.7%
Lee	15,797	<div><div></div></div> 3%	293	16,090	323	2.0%
Polk	13,608	<div><div></div></div> 3%	46	13,654	304	2.2%
Collier	9,974	<div><div></div></div> 2%	144	10,118	130	1.3%
Osceola	9,202	<div><div></div></div> 2%	84	9,286	96	1.0%
Manatee	8,956	<div><div></div></div> 2%	94	9,050	189	2.1%
Escambia	7,629	<div><div></div></div> 2%	886	8,515	111	1.5%
Volusia	7,433	<div><div></div></div> 1%	55	7,488	124	1.7%
Seminole	6,905	<div><div></div></div> 1%	27	6,932	109	1.6%
Pasco	6,765	<div><div></div></div> 1%	37	6,802	104	1.5%
Sarasota	5,974	<div><div></div></div> 1%	51	6,025	130	2.2%
Brevard	5,773	<div><div></div></div> 1%	21	5,794	134	2.3%
Marion	5,693	<div><div></div></div> 1%	14	5,707	83	1.5%
St. Lucie	5,492	<div><div></div></div> 1%	22	5,514	148	2.7%
Lake	4,811	<div><div></div></div> 1%	29	4,840	60	1.2%
Leon	4,556	<div><div></div></div> 1%	87	4,643	23	0.5%
Bay	4,009	<div><div></div></div> 1%	68	4,077	45	1.1%
Alachua	3,899	<div><div></div></div> 1%	53	3,952	25	0.6%
Martin	3,688	<div><div></div></div> 1%	24	3,712	87	2.4%
Santa Rosa	3,672	<div><div></div></div> 1%	28	3,700	34	0.9%
St. Johns	3,473	<div><div></div></div> 1%	39	3,512	33	1.0%
Okaloosa	3,263	<div><div></div></div> 1%	29	3,292	35	1.1%
Clay	3,102	<div><div></div></div> 1%	8	3,110	50	1.6%
Columbia	2,721	<div><div></div></div> 1%	10	2,731	13	0.5%
Indian River	2,409	<div><div></div></div> 0%	15	2,424	51	2.1%
Charlotte	2,137	<div><div></div></div> 0%	7	2,144	89	4.2%
Hernando	1,892	<div><div></div></div> 0%	14	1,906	42	2.2%
Jackson	1,782	<div><div></div></div> 0%	15	1,797	36	2.0%
Hendry	1,709	<div><div></div></div> 0%	0	1,709	37	2.2%

County	FL resident cases		Non-FL resident cases	Total cases	FL resident deaths	FL death rate
Gadsden	1,655	0%	8	1,663	21	1.3%
Putnam	1,446	0%	0	1,446	23	1.6%
Monroe	1,412	0%	26	1,438	13	0.9%
Citrus	1,426	0%	3	1,429	36	2.5%
Highlands	1,325	0%	3	1,328	34	2.6%
Walton	1,208	0%	115	1,323	15	1.2%
Desoto	1,318	0%	3	1,321	16	1.2%
Suwannee	1,285	0%	17	1,302	38	3.0%
Sumter	1,200	0%	8	1,208	40	3.3%
Nassau	1,117	0%	67	1,184	11	1.0%
Flagler	979	0%	10	989	13	1.3%
Okeechobee	985	0%	4	989	7	0.7%
Hardee	883	0%	7	890	7	0.8%
Taylor	854	0%	3	857	4	0.5%
Washington	738	0%	9	747	14	1.9%
Madison	664	0%	11	675	8	1.2%
Wakulla	645	0%	6	651	4	0.6%
Unknown	199	0%	447	646	0	0.0%
Levy	641	0%	4	645	4	0.6%
Hamilton	593	0%	5	598	4	0.7%
Baker	528	0%	0	528	4	0.8%
Gulf	481	0%	9	490	2	0.4%
Holmes	465	0%	11	476	2	0.4%
Jefferson	433	0%	5	438	5	1.2%
Glades	398	0%	0	398	3	0.8%
Liberty	384	0%	0	384	4	1.0%
Bradford	378	0%	0	378	4	1.1%
Dixie	375	0%	0	375	4	1.1%
Calhoun	356	0%	0	356	7	2.0%
Gilchrist	339	0%	0	339	3	0.9%
Franklin	274	0%	2	276	2	0.7%
Union	244	0%	0	244	4	1.6%
Lafayette	117	0%	0	117	1	0.9%
Total	504,768		5,621	510,389	7,747	1.5%

# COVID-19: characteristics of 504,768 Florida resident cases

Data through Aug 5, 2020 verified as of Aug 6, 2020 at 09:25 AM

Data in this report are provisional and subject to change.

The table below includes the cities and counties of residence for cases in Florida residents based on the patient's ZIP Code.

Note that city is not always received as part of the initial notification and may be missing while the case is being investigated.

City and county	Cases
Miami, Dade	77,667
Orlando, Orange	23,215
Jacksonville, Duval	20,817
Tampa, Hillsborough	19,106
Hialeah, Dade	18,669
Fort Lauderdale, Broward	13,363
Hollywood, Broward	11,636
West Palm Beach, Palm Beach	8,945
Homestead, Dade	8,449
Kissimmee, Osceola	7,475
Naples, Collier	7,217
Saint Petersburg, Pinellas	7,187
Pompano Beach, Broward	7,055
Pensacola, Escambia	6,665
Fort Myers, Lee	6,499
Bradenton, Manatee	6,161
Lake Worth, Palm Beach	4,908
Boca Raton, Palm Beach	4,807
Ocala, Marion	4,523
Sarasota, Sarasota	4,461
Tallahassee, Leon	4,448
Lakeland, Polk	4,184
Miramar, Broward	3,782
Cape Coral, Lee	3,654
Clearwater, Pinellas	3,404
Miami Beach, Dade	3,335
Miami Gardens, Dade	3,286
Port Saint Lucie, St. Lucie	3,259
Lehigh Acres, Lee	3,197
Gainesville, Alachua	3,173
Boynton Beach, Palm Beach	3,154
Winter Haven, Polk	2,743
Panama City, Bay	2,699
Lake City, Columbia	2,613
Coral Springs, Broward	2,587
Delray Beach, Palm Beach	2,418
Opa Locka, Dade	2,282
Davie, Broward	2,114
Immokalee, Collier	2,105
Brandon, Hillsborough	2,082
Milton, Santa Rosa	2,067
Doral, Dade	2,060
Sunrise, Broward	2,056
Fort Pierce, St. Lucie	1,992
Riverview, Hillsborough	1,975
Apopka, Orange	1,911
Plant City, Hillsborough	1,897
North Miami Beach, Dade	1,820
Saint Augustine, St. Johns	1,814
Missing, Broward	1,811
Stuart, Martin	1,810
Largo, Pinellas	1,778
Melbourne, Brevard	1,743
Deerfield Beach, Broward	1,679
Vero Beach, Indian River	1,673
Tamarac, Broward	1,654
Sanford, Seminole	1,647
Jupiter, Palm Beach	1,630
Plantation, Broward	1,625



# COVID-19: characteristics of 504,768 Florida resident cases

Data through Aug 5, 2020 verified as of Aug 6, 2020 at 09:25 AM

Data in this report are provisional and subject to change.

The table below includes the cities and counties of residence for cases in Florida residents based on the patient's ZIP Code.

Note that city is not always received as part of the initial notification and may be missing while the case is being investigated.

City and county	Cases
Daytona Beach, Volusia	1,594
New Port Richey, Pasco	1,565
Orange Park, Clay	1,480
Saint Cloud, Osceola	1,470
Lake Worth Beach, Palm Beach	1,419
Deltona, Volusia	1,414
Palmetto, Manatee	1,337
Margate, Broward	1,312
Weston, Broward	1,229
Palm Bay, Brevard	1,208
Clermont, Lake	1,202
North Lauderdale, Broward	1,196
Deland, Volusia	1,194
Fort Walton Beach, Okaloosa	1,186
Palm Beach Gardens, Palm Beach	1,172
Arcadia, Desoto	1,159
Altamonte Springs, Seminole	1,155
Winter Garden, Orange	1,140
Winter Park, Orange	1,139
Hallandale, Broward	1,139
Coconut Creek, Broward	1,133
Haines City, Polk	1,115
Davenport, Polk	1,086
Oviedo, Seminole	1,072
Port Charlotte, Charlotte	1,059
Live Oak, Suwannee	1,059
Bonita Springs, Lee	1,056
Ocoee, Orange	1,053
Spring Hill, Hernando	1,043
Coral Gables, Dade	1,040
Royal Palm Beach, Palm Beach	1,039
North Miami, Dade	1,007
Miami Lakes, Dade	1,003
Palm Harbor, Pinellas	965
Land O Lakes, Pasco	963
Oakland Park, Broward	958
Quincy, Gadsden	949
Okeechobee, Okeechobee	937
Wellington, Palm Beach	933
Wesley Chapel, Pasco	921
Indiantown, Martin	903
Pinellas Park, Pinellas	900
Clewiston, Hendry	889
Ruskin, Hillsborough	888
Lutz, Hillsborough	847
Valrico, Hillsborough	845
Punta Gorda, Charlotte	838
Florida City, Dade	833
Longwood, Seminole	832
Pembroke Pines, Broward	827
Seminole, Pinellas	823
Belle Glade, Palm Beach	808
Perry, Taylor	786
Missing, Dade	777
Missing, Palm Beach	766
Wimauma, Hillsborough	747
Leesburg, Lake	743
Palatka, Putnam	724
Palm Coast, Flagler	716

# COVID-19: characteristics of 504,768 Florida resident cases

Data through Aug 5, 2020 verified as of Aug 6, 2020 at 09:25 AM

Data in this report are provisional and subject to change.

The table below includes the cities and counties of residence for cases in Florida residents based on the patient's ZIP Code.

Note that city is not always received as part of the initial notification and may be missing while the case is being investigated.

City and county	Cases
Casselberry, Seminole	711
Windermere, Orange	707
Bartow, Polk	697
Jacksonville Beach, Duval	694
Graceville, Jackson	681
Key West, Monroe	672
Middleburg, Clay	661
Crestview, Okaloosa	660
Ormond Beach, Volusia	656
North Port, Sarasota	648
Aventura, Dade	631
Brooksville, Hernando	630
Kissimmee, Polk	619
Cantonment, Escambia	618
Lake Mary, Seminole	612
Auburndale, Polk	605
Cocoa, Brevard	605
Chipley, Washington	590
Tavares, Lake	588
Zephyrhills, Pasco	581
North Fort Myers, Lee	576
Hudson, Pasco	575
Sebring, Highlands	574
Port Richey, Pasco	566
Labelle, Hendry	559
Dade City, Pasco	557
Crawfordville, Wakulla	549
Loxahatchee, Palm Beach	548
Lynn Haven, Bay	545
Gulf Breeze, Santa Rosa	545
Winter Springs, Seminole	539
Tarpon Springs, Pinellas	517
Riviera Beach, Palm Beach	515
Panama City Beach, Bay	510
Lake Wales, Polk	507
Maitland, Orange	504
Port Orange, Volusia	503
Seffner, Hillsborough	492
Mulberry, Polk	492
Venice, Sarasota	480
Marianna, Jackson	477
Saint Johns, St. Johns	471
Sarasota, Manatee	469
Orange City, Volusia	469
Cooper City, Broward	468
Destin, Okaloosa	464
Holiday, Pasco	461
Ponte Vedra Beach, St. Johns	458
South Bay, Palm Beach	447
Fernandina Beach, Nassau	443
Navarre, Santa Rosa	438
Avon Park, Highlands	431
Missing, Collier	430
Dunedin, Pinellas	428
Wauchula, Hardee	423
Santa Rosa Beach, Walton	421
Dania, Broward	419
Defuniak Springs, Walton	416
The Villages, Sumter	411



# COVID-19: characteristics of 504,768 Florida resident cases

Data through Aug 5, 2020 verified as of Aug 6, 2020 at 09:25 AM

Data in this report are provisional and subject to change.

The table below includes the cities and counties of residence for cases in Florida residents based on the patient's ZIP Code.

Note that city is not always received as part of the initial notification and may be missing while the case is being investigated.

City and county	Cases
Merritt Island, Brevard	408
Pahokee, Palm Beach	407
Eustis, Lake	406
Green Cove Springs, Clay	405
Parrish, Manatee	397
Jasper, Hamilton	395
Dover, Hillsborough	394
Carol City, Dade	393
Titusville, Brevard	393
Fleming Island, Clay	392
Madison, Madison	391
South Miami, Dade	390
Monticello, Jefferson	390
Palm City, Martin	387
Gibsonton, Hillsborough	384
Lantana, Palm Beach	375
Rockledge, Brevard	374
Moore Haven, Glades	370
New Smyrna Beach, Volusia	366
Pinecrest, Dade	365
Fellsmere, Indian River	365
Odessa, Hillsborough	363
Bonifay, Holmes	357
Missing, Hillsborough	356
Estero, Lee	354
Groveland, Lake	352
Inverness, Citrus	351
Parkland, Broward	344
Key Biscayne, Dade	338
Niceville, Okaloosa	337
Missing, Duval	332
Mount Dora, Lake	325
Bristol, Liberty	324
Lauderdale Lakes, Broward	318
Crescent City, Putnam	314
Atlantic Beach, Duval	312
Debary, Volusia	307
Polk City, Polk	307
Oldsmar, Pinellas	304
Lauderhill, Broward	298
Starke, Bradford	289
Missing, Orange	279
Lithia, Hillsborough	276
North Palm Beach, Palm Beach	275
Palm Springs, Palm Beach	271
Pace, Santa Rosa	271
Apollo Beach, Hillsborough	269
Sun City Center, Hillsborough	264
Frostproof, Polk	262
Hobe Sound, Martin	261
Missing, Pasco	260
Wilton Manors, Broward	255
Yulee, Nassau	242
Missing, Santa Rosa	242
Sneads, Jackson	241
Sebastian, Indian River	241
Macclenny, Baker	240
Summerfield, Marion	239
Alachua, Alachua	238

# COVID-19: characteristics of 504,768 Florida resident cases

Data through Aug 5, 2020 verified as of Aug 6, 2020 at 09:25 AM

Data in this report are provisional and subject to change.

The table below includes the cities and counties of residence for cases in Florida residents based on the patient's ZIP Code.

Note that city is not always received as part of the initial notification and may be missing while the case is being investigated.

City and county	Cases
Wewahitchka, Gulf	231
Ellenton, Manatee	230
Fort Meade, Polk	228
Missing, St. Lucie	228
Missing, St. Johns	225
Ponte Vedra, St. Johns	225
Missing, Hendry	224
Bushnell, Sumter	223
Safety Harbor, Pinellas	221
Blountstown, Calhoun	220
Missing, Polk	214
Trenton, Gilchrist	209
Havana, Gadsden	209
Chattahoochee, Gadsden	207
South Miami Heights, Dade	206
Bellevue, Marion	205
Williston, Levy	204
Crystal River, Citrus	203
Wildwood, Sumter	196
Palmetto Bay, Dade	195
Key Largo, Monroe	193
Chiefland, Levy	192
Jensen Beach, Martin	189
Homosassa, Citrus	187
Port Saint Joe, Gulf	187
Carrabelle, Franklin	185
Mary Esther, Okaloosa	183
Lady Lake, Lake	181
Lake Placid, Highlands	181
Cross City, Dixie	181
Callahan, Nassau	180
Bowling Green, Hardee	175
Missing, Hardee	175
Mascotte, Lake	174
El Portal, Dade	172
Dunnellon, Marion	172
Shalimar, Okaloosa	172
Missing, Marion	169
Missing, Citrus	169
Newberry, Alachua	168
Edgewater, Volusia	167
Everglades National Park, Dade	166
Old Town, Dixie	165
Missing, Volusia	164
Missing, Lee	162
Missing, Madison	162
Jacksonville, St. Johns	161
Crossings, Dade	160
Sanderson, Baker	159
Thonotosassa, Hillsborough	155
Cutler Ridge, Dade	155
Lake Butler, Union	154
Marathon, Monroe	152
Biscayne Park, Dade	151
Southwest Ranches, Broward	151
Missing, Osceola	150
Lake Alfred, Polk	150
Freeport, Walton	149
Missing, Brevard	142

# COVID-19: characteristics of 504,768 Florida resident cases

Data through Aug 5, 2020 verified as of Aug 6, 2020 at 09:25 AM

Data in this report are provisional and subject to change.

The table below includes the cities and counties of residence for cases in Florida residents based on the patient's ZIP Code.

Note that city is not always received as part of the initial notification and may be missing while the case is being investigated.

City and county	Cases
Missing, Hernando	139
Lecanto, Citrus	138
Minneola, Lake	137
Satellite Beach, Brevard	136
Missing, Desoto	135
Pierson, Volusia	135
Myakka City, Manatee	134
Cocoa Beach, Brevard	134
Coconut Grove, Dade	134
Neptune Beach, Duval	133
Nokomis, Sarasota	128
Sorrento, Lake	128
Marco Island, Collier	128
Jennings, Hamilton	128
Kendall, Dade	128
Bronson, Levy	127
Clearwater Beach, Pinellas	126
Missing, Highlands	125
Midway, Gadsden	124
Spring Hill, Pasco	123
West Melbourne, Brevard	122
Missing, Seminole	122
Hilliard, Nassau	122
Medley, Dade	122
Missing, Martin	120
Missing, Indian River	119
Lake Park, Palm Beach	119
Gulfport, Pinellas	118
Beverly Hills, Citrus	117
Holly Hill, Volusia	116
Englewood, Charlotte	115
Tavernier, Monroe	115
Century, Escambia	113
Bunnell, Flagler	106
De Leon Springs, Volusia	106
Miramar Beach, Walton	105
Missing, Pinellas	104
Mayo, Lafayette	104
Missing, Monroe	102
Missing, Unknown	99
Uleta, Dade	98
Zolfo Springs, Hardee	97
Missing, Nassau	97
Fort White, Columbia	97
Coral, Dade	97
Bell, Gilchrist	96
Alva, Lee	96
Jay, Santa Rosa	96
Molino, Escambia	95
Indialantic, Brevard	94
Umatilla, Lake	93
High Springs, Alachua	92
Englewood, Sarasota	91
Palm Beach, Palm Beach	91
Fruitland Park, Lake	89
Hernando, Citrus	88
Kenneth City, Pinellas	87
Tequesta, Palm Beach	87
Missing, Clay	84

# COVID-19: characteristics of 504,768 Florida resident cases

Data through Aug 5, 2020 verified as of Aug 6, 2020 at 09:25 AM

Data in this report are provisional and subject to change.

The table below includes the cities and counties of residence for cases in Florida residents based on the patient's ZIP Code.

Note that city is not always received as part of the initial notification and may be missing while the case is being investigated.

City and county	Cases
Flagler Beach, Flagler	84
Gretna, Gadsden	83
Missing, Sarasota	83
Trinity, Pasco	82
Missing, Okaloosa	81
Montverde, Lake	80
East Palatka, Putnam	80
Dunnellon, Citrus	80
Citra, Marion	80
Gotha, Orange	78
Missing, Jackson	78
South Daytona, Volusia	78
Glen Saint Mary, Baker	77
Cottdale, Jackson	77
Chuluota, Seminole	76
Greenwood, Jackson	76
Sweetwater, Dade	76
Oxford, Sumter	76
Rotunda West, Charlotte	74
Golden Beach, Dade	74
Eagle Lake, Polk	74
Cape Canaveral, Brevard	74
Archer, Alachua	71
Reddick, Marion	71
Missing, Flagler	70
Silver Springs, Marion	70
Youngstown, Bay	70
Keystone Heights, Clay	70
Geneva, Seminole	69
Baker, Okaloosa	69
Osprey, Sarasota	69
Missing, Leon	68
Missing, Lake	68
Weeki Wachee, Hernando	68
White Springs, Hamilton	67
Avon Park, Polk	66
Altha, Calhoun	66
Hawthorne, Alachua	66
Fort Myers Beach, Lee	65
Mims, Brevard	65
Vernon, Washington	64
West Miami, Dade	64
Lake Panasoffkee, Sumter	63
Zellwood, Orange	62
Southport, Bay	62
Missing, Gulf	62
Pomona Park, Putnam	61
Hastings, St. Johns	61
Interlachen, Putnam	61
Branford, Suwannee	61
Ave Maria, Collier	59
Dundee, Polk	59
Melbourne Beach, Brevard	59
Missing, Manatee	59
Missing, Escambia	59
Webster, Sumter	59
O Brien, Suwannee	58
Oakland, Orange	57
Satsuma, Putnam	57

# COVID-19: characteristics of 504,768 Florida resident cases

Data through Aug 5, 2020 verified as of Aug 6, 2020 at 09:25 AM

Data in this report are provisional and subject to change.

The table below includes the cities and counties of residence for cases in Florida residents based on the patient's ZIP Code.

Note that city is not always received as part of the initial notification and may be missing while the case is being investigated.

City and county	Cases
Greenville, Madison	55
Belle Isle, Orange	54
Apalachicola, Franklin	54
Missing, Wakulla	54
Missing, Levy	54
Missing, Gadsden	54
Indian Rocks Beach, Pinellas	53
Ocklawaha, Marion	52
Raiford, Union	52
South Pasadena, Pinellas	52
Missing, Baker	51
Missing, Washington	51
Islamorada, Monroe	51
Bal Harbour, Dade	51
Grand Island, Lake	49
Coleman, Sumter	48
Surfside, Dade	48
Seville, Volusia	48
Lakewood Ranch, Manatee	47
San Antonio, Pasco	46
Viera, Brevard	46
Missing, Okeechobee	46
Grand Ridge, Jackson	45
Floral City, Citrus	44
Fountain, Bay	43
Greenacres, Palm Beach	43
Missing, Calhoun	43
Lee, Madison	42
Lawtey, Bradford	42
Indian Harbour Beach, Brevard	41
Missing, Walton	41
Missing, Sumter	40
Missing, Holmes	40
Mcalpin, Suwannee	40
Mcdavid, Escambia	40
Elkton, St. Johns	39
Poinciana, Polk	39
Stock Island, Monroe	38
Alford, Jackson	38
Lake Hamilton, Polk	38
Citrus Springs, Citrus	37
Sanibel, Lee	37
Celebration, Osceola	36
Center Hill, Sumter	36
Fisher Island, Dade	36
Christmas, Orange	35
Malone, Jackson	35
Melrose, Putnam	34
Howey-In-The-Hills, Lake	34
Valparaiso, Okaloosa	34
Westville, Holmes	34
Weirsdale, Marion	34
Welaka, Putnam	33
Summerland Key, Monroe	33
Morriston, Levy	33
Malabar, Brevard	33
Astatula, Lake	33
Cutler Bay, Dade	32
Lake Helen, Volusia	32

# COVID-19: characteristics of 504,768 Florida resident cases

Data through Aug 5, 2020 verified as of Aug 6, 2020 at 09:25 AM

Data in this report are provisional and subject to change.

The table below includes the cities and counties of residence for cases in Florida residents based on the patient's ZIP Code.

Note that city is not always received as part of the initial notification and may be missing while the case is being investigated.

City and county	Cases
Lauderdale By The Sea, Broward	32
Inlet Beach, Walton	32
Micanopy, Alachua	32
Princeton, Dade	32
Wellborn, Suwannee	32
Steinhatchee, Taylor	31
Juno Beach, Palm Beach	31
Anthony, Marion	31
Babson Park, Polk	30
Bryceville, Nassau	30
Bokeelia, Lee	30
Hosford, Liberty	30
Ponce De Leon, Holmes	30
Missing, Gilchrist	30
Osteen, Volusia	29
Madeira Beach, Pinellas	29
Bay Harbor Islands, Dade	29
Atlantis, Palm Beach	29
Florida State University, Leon	29
Belleair, Pinellas	28
Laurel Hill, Okaloosa	28
Greensboro, Gadsden	28
Hallandale Beach, Broward	28
Missing, Liberty	28
Missing, Bay	28
San Mateo, Putnam	28
Missing, Taylor	27
Hypoluxo, Palm Beach	27
Big Pine Key, Monroe	27
Fern Park, Seminole	27
Canal Point, Palm Beach	26
Lady Lake, Sumter	26
Missing, Jefferson	26
Missing, Suwannee	25
Naranja, Dade	25
The Villages, Lake	25
Yalaha, Lake	25
Felda, Hendry	25
Destin, Walton	25
Eglin Air Force Base, Okaloosa	24
Patrick Air Force Base, Brevard	24
Ochopee, Collier	23
Astor, Lake	23
Belleair Beach, Pinellas	22
Bradenton Beach, Manatee	22
Florida Dept Of Corrections, Union	22
Haverhill, Palm Beach	22
Missing, Charlotte	22
Missing, Dixie	22
Unknown, Orange	22
Sumterville, Sumter	22
Sunny Isles Beach, Dade	22
Saint James City, Lee	21
Missing, Bradford	21
Odessa, Pasco	21
Grant-Valkaria, Brevard	21
Longboat Key, Manatee	21
Caryville, Washington	21
Campbellton, Jackson	20



# COVID-19: characteristics of 504,768 Florida resident cases

Data through Aug 5, 2020 verified as of Aug 6, 2020 at 09:25 AM

Data in this report are provisional and subject to change.

The table below includes the cities and counties of residence for cases in Florida residents based on the patient's ZIP Code.

Note that city is not always received as part of the initial notification and may be missing while the case is being investigated.

City and county	Cases
Eastpoint, Franklin	20
Miami Springs, Dade	20
Holt, Okaloosa	20
Oak Hill, Volusia	20
Sopchoppy, Wakulla	19
Temple Terrace, Hillsborough	19
Altoona, Lake	19
Callaway, Bay	18
Baldwin, Duval	17
Clarksville, Calhoun	17
Crystal Beach, Pinellas	17
Hialeah Gardens, Dade	17
Kissimmee, Orange	17
Lamont, Jefferson	17
Panacea, Wakulla	17
Placida, Charlotte	17
Ponce Inlet, Volusia	17
Paisley, Lake	16
North Bay Village, Dade	16
Missing, Union	16
Waldo, Alachua	16
Waverly, Polk	16
Kindred, Osceola	16
Fruit Cove, St. Johns	16
Georgetown, Putnam	16
Edgewood, Orange	16
Fort McCoy, Marion	15
Tice, Lee	15
Singer Island, Palm Beach	14
Missing, Franklin	14
Pinetta, Madison	14
Miami Shores, Dade	14
Brooker, Bradford	14
Carrollwood, Hillsborough	14
Alafaya, Orange	13
Florahome, Putnam	13
Hollister, Putnam	13
Holmes Beach, Manatee	13
Inglis, Levy	13
Ona, Hardee	13
West Park, Broward	13
Village Of Palmetto Bay, Dade	12
Unknown, Dade	12
Winter Park, Seminole	12
Terra Ceia, Manatee	12
Okahumpka, Lake	12
Palm Shores, Brevard	12
Nocatee, Desoto	12
Matlacha, Lee	12
Lighthouse Point, Broward	12
Fort Denaud, Hendry	12
Eaton Park, Polk	12
Air Mail Facility, Dade	12
Bascom, Jackson	12
Bay Pines, Pinellas	12
Barefoot Bay, Brevard	11
Mexico Beach, Bay	11
Goulds, Dade	11
Harmony, Osceola	11

# COVID-19: characteristics of 504,768 Florida resident cases

Data through Aug 5, 2020 verified as of Aug 6, 2020 at 09:25 AM

Data in this report are provisional and subject to change.

The table below includes the cities and counties of residence for cases in Florida residents based on the patient's ZIP Code. Note that city is not always received as part of the initial notification and may be missing while the case is being investigated.

City and county	Cases
North Redington Beach, Pinellas	11
Tierra Verde, Pinellas	11
Santa Fe, Alachua	11
Sebastian, Brevard	11
Walnut Hill, Escambia	10
Missing, Glades	10
Palmdale, Glades	10
Heathrow, Seminole	10
Balm, Hillsborough	10
Bayonet Point, Pasco	10
Bellview, Escambia	10
Dania Beach, Broward	10
Hampton, Bradford	9
Intercession City, Osceola	9
Highland City, Polk	9
Mangonia Park, Palm Beach	9
Lake Suzy, Desoto	9
Ocean Ridge, Palm Beach	9
Miami, Unknown	9
Treasure Island, Pinellas	9
Sun City, Hillsborough	9
Tioga, Alachua	8
Tyndall Air Force Base, Bay	8
Saint Pete Beach, Pinellas	8
Missing, Alachua	8
Missing, Lafayette	8
Orange Lake, Marion	8
Reunion, Osceola	8
Kinard, Calhoun	8
Key Colony Beach, Monroe	8
La Crosse, Alachua	8
Labelle, Glades	8
Lutz, Pasco	8
Homosassa Springs, Citrus	8
Kathleen, Polk	8
Bagdad, Santa Rosa	8
Aloma, Orange	7
Cedar Key, Levy	7
Dowling Park, Suwannee	7
Enterprise, Volusia	7
Eloise, Polk	7
Gonzalez, Escambia	7
Lorida, Highlands	7
Sydney, Hillsborough	7
Venus, Highlands	6
Wabasso, Indian River	6
Wahneta, Polk	6
Quail Heights, Dade	6
Paxton, Walton	6
Palma Sola, Manatee	6
Maitland, Seminole	6
Hernando Beach, Hernando	6
Kenansville, Osceola	6
Jacksonville, Unknown	6
Bradley, Polk	6
Buena Ventura Lakes, Osceola	6
Branford, Lafayette	5
Altamonte Springs, Orange	5
Ebro, Washington	5

# COVID-19: characteristics of 504,768 Florida resident cases

Data through Aug 5, 2020 verified as of Aug 6, 2020 at 09:25 AM

Data in this report are provisional and subject to change.

The table below includes the cities and counties of residence for cases in Florida residents based on the patient's ZIP Code.

Note that city is not always received as part of the initial notification and may be missing while the case is being investigated.

City and county	Cases
Ferndale, Lake	5
Crystal Springs, Pasco	5
Cloud Lake, Palm Beach	5
Indian Lake Estates, Polk	5
Hiawassee, Orange	5
Goodland, Collier	5
Leisure City, Dade	5
Long Boat Key, Manatee	5
Mango, Hillsborough	5
Jupiter, Martin	5
Pensacola Beach, Santa Rosa	5
Perdido Key, Escambia	5
Perrine, Dade	5
Parker, Bay	5
Pasadena, Pinellas	5
Penney Farms, Clay	5
Plymouth, Orange	5
Poinciana, Osceola	5
Ponce De Leon, Walton	5
Missing, Columbia	5
North Venice, Sarasota	5
Murdock, Charlotte	5
West Delray Beach, Palm Beach	5
Woodville, Leon	5
Tangerine, Orange	5
Rubonia, Manatee	5
Shady Grove, Taylor	5
Sewalls Point, Martin	4
Siesta Key, Sarasota	4
Saint Lucie West, St. Lucie	4
Tallevast, Manatee	4
Steinhatchee, Dixie	4
Sparr, Marion	4
South Palm Beach, Palm Beach	4
Ybor City, Hillsborough	4
Trilby, Pasco	4
Northdale, Hillsborough	4
Nichols, Polk	4
Nobleton, Hernando	4
Micco, Brevard	4
Missing, Putnam	4
PsI, Unknown	4
Ridge Manor, Pasco	4
Pine Castle, Orange	4
Pembroke Park, Broward	4
Orlando, Osceola	4
Orlando, Seminole	4
Oneco, Manatee	4
Mayport, Duval	4
Maxville, Duval	4
Miami, Broward	4
Long Key, Monroe	4
Lehigh, Lee	4
Lowell, Marion	4
Ft Pierce, St. Lucie	4
Gulf Hammock, Levy	4
Gulf Stream, Palm Beach	4
Hollywood, Dade	4
Hollywood, Unknown	4

# COVID-19: characteristics of 504,768 Florida resident cases

Data through Aug 5, 2020 verified as of Aug 6, 2020 at 09:25 AM

Data in this report are provisional and subject to change.

The table below includes the cities and counties of residence for cases in Florida residents based on the patient's ZIP Code.

Note that city is not always received as part of the initial notification and may be missing while the case is being investigated.

City and county	Cases
Homeland, Polk	4
Cudjoe Key, Monroe	4
Davenport, Osceola	4
Eatonville, Orange	4
Durant, Hillsborough	4
Buckingham, Lee	4
Bonifay, Washington	4
Celebration, Orange	4
Centerville, Leon	4
City Of Sunrise, Broward	4
Captiva, Lee	3
Candler, Marion	3
Braden River, Manatee	3
Boca Grande, Lee	3
Anna Maria, Manatee	3
Azalea Park, Orange	3
Belleair Bluffs, Pinellas	3
Bayshore Gardens, Manatee	3
Duette, Manatee	3
East Lake, Marion	3
Elfers, Pasco	3
Fanning Springs, Gilchrist	3
Fort Lauderdale, Unknown	3
Forest City, Orange	3
Fort Ogden, Desoto	3
Dinsmore, Duval	3
Deerfield Beach, Unknown	3
Cortez, Manatee	3
Indian Creek Village, Dade	3
Indian River Shores, Indian River	3
Indian Shores, Pinellas	3
International Service Center, Dade	3
Hialeah, Unknown	3
Hallandle Beach, Broward	3
Fpo, Duval	3
Graceville, Holmes	3
Green Acres, Palm Beach	3
Lulu, Columbia	3
Lynbrook, Broward	3
Little Torch Key, Monroe	3
Mayport Naval Housing, Duval	3
Lacoochee, Pasco	3
Lake City, Suwannee	3
Lake Como, Putnam	3
Lake Monroe, Seminole	3
Laud-By-The-Sea, Broward	3
Lauderhill, Unknown	3
Orlando, Unknown	3
Ozona, Pinellas	3
Pine Hills, Orange	3
Pompano Beach, Unknown	3
Port Saint John, Brevard	3
Missing, Hamilton	3
Milligan, Okaloosa	3
Miromar Lakes, Lee	3
Mount Plymouth, Lake	3
University Park, Manatee	3
Unknown, Broward	3
Vernon, Bay	3

# COVID-19: characteristics of 504,768 Florida resident cases

Data through Aug 5, 2020 verified as of Aug 6, 2020 at 09:25 AM

Data in this report are provisional and subject to change.

The table below includes the cities and counties of residence for cases in Florida residents based on the patient's ZIP Code.

Note that city is not always received as part of the initial notification and may be missing while the case is being investigated.

City and county	Cases
Virginia Gardens, Dade	3
Westchase, Hillsborough	3
Yankeetown, Levy	3
Saint Marks, Wakulla	3
Saint Leo, Pasco	3
Samoset, Manatee	2
San Carlos Park, Lee	2
Roseland, Indian River	2
Sorrento, Orange	2
Sand Lake, Orange	2
Scottsmoor, Brevard	2
Switzerland, St. Johns	2
Sunny Hills, Washington	2
Sugarloaf, Monroe	2
Tampa, Pinellas	2
Telogia, Liberty	2
The Villages, Marion	2
Trenton, Levy	2
Town N Country, Hillsborough	2
West Palm Beach, Unknown	2
West Bradenton, Manatee	2
Watersound, Walton	2
Venice, Manatee	2
Wakulla Springs, Wakulla	2
Union Park, Orange	2
University Of Miami, Dade	2
Valkaria, Brevard	2
Unknown, Palm Beach	2
Unknown, Seminole	2
Morriston, Marion	2
New Smyrna, Volusia	2
Oakland Park, Unknown	2
Miramar, Dade	2
Miccosukee, Leon	2
Miami, Martin	2
Port Saint Lucie, Martin	2
Ponte Vedra, Duval	2
River Ranch, Polk	2
Ramrod Key, Monroe	2
Redington Beach, Pinellas	2
Redington Shores, Pinellas	2
Port Charlotte, Unknown	2
Port Salerno, Martin	2
Palma Ceia, Hillsborough	2
Ormond Beach, Flagler	2
Orlando, Brevard	2
Oklawaha, Marion	2
Lakeshore, Polk	2
Laurel, Sarasota	2
Lealman, Pinellas	2
Lamont, Taylor	2
Lake Harbor, Palm Beach	2
Lake Butler, Bradford	2
Margate, Unknown	2
Miami Gardens, Unknown	2
Mesa, Unknown	2
Lockhart, Orange	2
Longboat Key, Sarasota	2
Loughman, Polk	2

# COVID-19: characteristics of 504,768 Florida resident cases

Data through Aug 5, 2020 verified as of Aug 6, 2020 at 09:25 AM

Data in this report are provisional and subject to change.

The table below includes the cities and counties of residence for cases in Florida residents based on the patient's ZIP Code.

Note that city is not always received as part of the initial notification and may be missing while the case is being investigated.

City and county	Cases
Loxahatchee Groves, Palm Beach	2
Manalapan, Palm Beach	2
Madison, Unknown	2
Grandin, Putnam	2
Goldenrod, Seminole	2
Glenwood, Volusia	2
Gibsonia, Polk	2
Hawthorne, Putnam	2
Hallandale Beach, Unknown	2
Gulf Breeze, Escambia	2
Inlet Beach, Bay	2
Jacksonville, Clay	2
Jensen Beach, St. Lucie	2
Jonesville, Alachua	2
Horseshoe Beach, Dixie	2
Holder, Citrus	2
Clewiston, Palm Beach	2
Daytona Beach Shores, Volusia	2
Doctors Inlet, Clay	2
Destin, Unknown	2
Cypress, Jackson	2
Fort Charlotte, Charlotte	2
Fort Lauderdale, Dade	2
Everglades City, Collier	2
El Jobean, Charlotte	2
Earleton, Alachua	2
Archer, Levy	2
Alturas, Polk	2
Champions Gate, Polk	2
Chokoloskee, Collier	2
Clarcona, Orange	1
Champions Gate, Osceola	1
Celeste, Broward	1
Cape Haze, Charlotte	1
Cassadaga, Volusia	1
Caryville, Holmes	1
Boca Raton, Orange	1
Bonifay, Unknown	1
Bonita Springs, Collier	1
Bostwick, Putnam	1
Brooksville, Pasco	1
Branford, Gilchrist	1
Brentwood, Citrus	1
Alva, Escambia	1
Amelia City, Nassau	1
Alpharetta, Broward	1
Alligator Point, Wakulla	1
99, Unknown	1
999999, Okaloosa	1
Arcadia, Unknown	1
Astor, Volusia	1
Apopka, Unknown	1
Aollywoss, Dade	1
Apo, Collier	1
Bayou George, Bay	1
Basinger, Okeechobee	1
Bay Lake, Orange	1
Beverly Beach, Flagler	1
Big Torch Key, Monroe	1



# COVID-19: characteristics of 504,768 Florida resident cases

Data through Aug 5, 2020 verified as of Aug 6, 2020 at 09:25 AM

Data in this report are provisional and subject to change.

The table below includes the cities and counties of residence for cases in Florida residents based on the patient's ZIP Code.

Note that city is not always received as part of the initial notification and may be missing while the case is being investigated.

City and county	Cases
Babcock Ranch, Charlotte	1
Austin, Dade	1
Bartow, Unknown	1
Estero, Collier	1
Evinston, Alachua	1
Fairfield, Marion	1
Everett, Dade	1
Fellsmele, Brevard	1
Fellsmere, Brevard	1
Fernandina, Nassau	1
Fl, Dade	1
Florence Villa, Polk	1
Fort Pierce, Martin	1
Fort Walton Beach, Unknown	1
Fort Myers, Seminole	1
Dade City, Hernando	1
Dade City, Hillsborough	1
Cypress Gardens, Polk	1
Darien, Pasco	1
Davenport, Orange	1
Davie, Unknown	1
Duck Key, Monroe	1
Deerfield, Broward	1
Deltona , Volusia	1
Coconut Ck, Unknown	1
Clearwater, Hillsborough	1
Clermont, Orange	1
Clermont, Polk	1
Cosselberry, Orange	1
Cottondale, Washington	1
Highland Beach, Palm Beach	1
Hillsboro Beach, Broward	1
Hispanic, St. Lucie	1
Homeless, Dade	1
Homeless, Hillsborough	1
Homeless, Monroe	1
Homeless, Pinellas	1
Hosford, Calhoun	1
Homossa, Orange	1
Immokalee, Lee	1
Hurlburt Field, Okaloosa	1
Hutchinson Island, St. Lucie	1
Jupiter, Duval	1
Jena, Taylor	1
Jacksonville, Nassau	1
Jacksonville, Orange	1
Indian Rock Beach, Pinellas	1
Jacksonville Naval Air Station, Duval	1
Jacksonville Naval Hospital, Duval	1
Greenacres, Unknown	1
Greenville, Taylor	1
Hallandale, Unknown	1
Hallandate Ben, Unknown	1
Haines City, Orange	1
Hialean, Unknown	1
Gastonia, Polk	1
Ft Pierce, Unknown	1
Fwb, Escambia	1
Fwb, Unknown	1

# COVID-19: characteristics of 504,768 Florida resident cases

Data through Aug 5, 2020 verified as of Aug 6, 2020 at 09:25 AM

Data in this report are provisional and subject to change.

The table below includes the cities and counties of residence for cases in Florida residents based on the patient's ZIP Code.

Note that city is not always received as part of the initial notification and may be missing while the case is being investigated.

City and county	Cases
Franklin, Orange	1
Grand Island, Unknown	1
Graham, Bradford	1
Lutz, Hernando	1
Louisville, Broward	1
Los Angeles, Dade	1
Longwood, Orange	1
Live Oak, Columbia	1
Litchfield Park, Unknown	1
Metter, Manatee	1
Miamc, Dade	1
Miamf, Dade	1
Miami Granders, Dade	1
Miami Dade, Unknown	1
Mayport Naval Station, Duval	1
Mcintosh, Marion	1
Marathon Shores, Monroe	1
Lake Geneva, Clay	1
Key West Naval Air Station, Monroe	1
Kissimmee, Brevard	1
Lanark Village, Franklin	1
Lakeland, Unknown	1
Lake Worth, Unknown	1
Layton, Monroe	1
Lehigh Acers, Lee	1
Lauderdale Lakes, Unknown	1
Laurel Hill, Walton	1
Orange Park, Duval	1
Orange, Orange	1
Orl, Osceola	1
Orlando, Manatee	1
Okeechobee, St. Lucie	1
Okeechobi, Unknown	1
Oldsrav, Manatee	1
Orlando, Orange	1
Olustee, Baker	1
Okeechobee, Highlands	1
Okeechobee, Martin	1
Ocala, Alachua	1
Ocala, Unknown	1
Ocean Breeze, Martin	1
Palm City, Unknown	1
Palm Coast, Orange	1
Panama City, Unknown	1
Other, Dade	1
Oviedo, Orange	1
Palm Bay, Dade	1
Palm Beach Shores, Palm Beach	1
Port St Luice, Unknown	1
Port Everglades, Broward	1
Rivera Beach, Palm Beach	1
Rices Landing, Dade	1
Pooler, Broward	1
Port Charlotte Fl, Unknown	1
Port Saint Lucie, Palm Beach	1
Pine Ridge, Citrus	1
Perth Amboy, Hillsborough	1
Point Washington, Walton	1
Pennsacola, Escambia	1

# COVID-19: characteristics of 504,768 Florida resident cases

Data through Aug 5, 2020 verified as of Aug 6, 2020 at 09:25 AM

Data in this report are provisional and subject to change.

The table below includes the cities and counties of residence for cases in Florida residents based on the patient's ZIP Code.

Note that city is not always received as part of the initial notification and may be missing while the case is being investigated.

City and county	Cases
Pensacola Beach, Escambia	1
Pensacola, Unknown	1
Pensacola Naval Hospital, Escambia	1
Pcb, Bay	1
Miami, Palm Beach	1
Miamksaohes, Dade	1
Miamt, Dade	1
Mid Florida, Seminole	1
Middlesburg, Duval	1
Miramar, Unknown	1
North Port, Manatee	1
North Miami, Palm Beach	1
North Laud, Unknown	1
North Lauderdale, Unknown	1
New Port Richey, Unknown	1
Naples, Lee	1
Niceville, Walton	1
Nokomis, Palm Beach	1
North Fort Myers, Charlotte	1
Mount Dora, Orange	1
Mount Dora, Seminole	1
Mount Pleasant, Gadsden	1
N/A, Duval	1
New Church, Palm Beach	1
New Port Richey, Hillsborough	1
Monroe, Hillsborough	1
Unknown, Volusia	1
Unkown, Seminole	1
Unknown, Duval	1
Unknown, Manatee	1
University Of Tampa, Hillsborough	1
University Of Central Fl, Orange	1
Unknown, Columbia	1
Unk, Alachua	1
Unknown Out Of Area, Palm Beach	1
Washington, Unknown	1
Watersound, Bay	1
Valrico, Orange	1
Wesley Chapel, Alachua	1
West Hollywood, Broward	1
West Villages, Sarasota	1
Westlake, Palm Beach	1
Weston, Dade	1
Weston, Unknown	1
Westville, Walton	1
Wewahitchka, Calhoun	1
White City, Gulf	1
White Springs, Columbia	1
Wildwood, Lake	1
Yeehaw, Okeechobee	1
Xifamk, Dade	1
Wintergarden, Orange	1
Winterpark, Unknown	1
Winter Springs, Orange	1
Williston, Marion	1
Wimauma, Manatee	1
Windermere, Unknown	1
Turmero, Dade	1
Twentynine Palms, Broward	1

# COVID-19: characteristics of 504,768 Florida resident cases

Data through Aug 5, 2020 verified as of Aug 6, 2020 at 09:25 AM

Data in this report are provisional and subject to change.

The table below includes the cities and counties of residence for cases in Florida residents based on the patient's ZIP Code.

Note that city is not always received as part of the initial notification and may be missing while the case is being investigated.

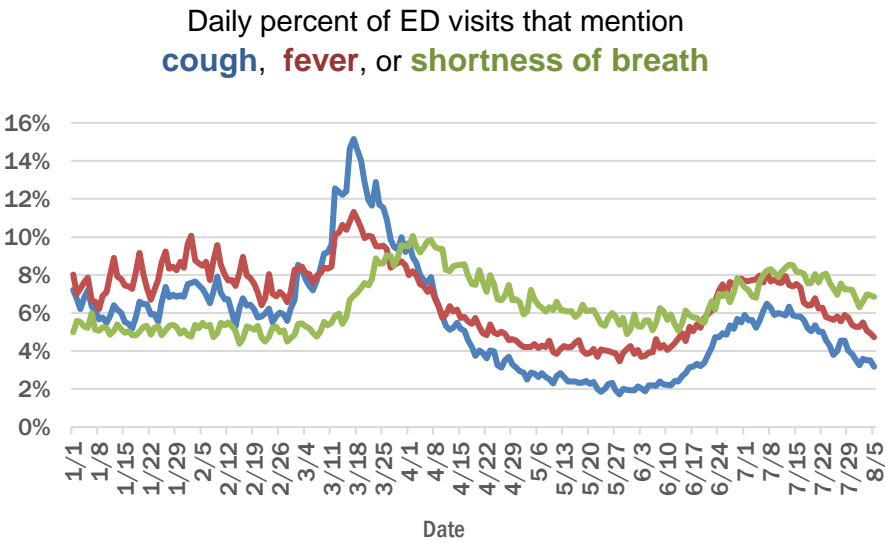
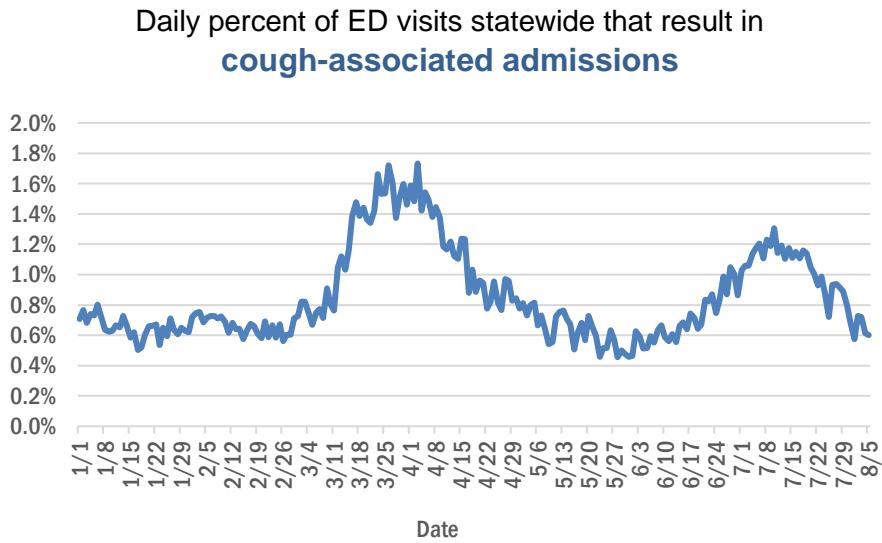
City and county	Cases
Unknown, Unknown	1
Unable To Obtain, Palm Beach	1
Tewksbury, Orange	1
Tampa, Orange	1
Tamarac, Dade	1
Tampa Palms, Hillsborough	1
Tampa, Dade	1
Suwannee, Dixie	1
Syracuse, Unknown	1
Tallahassee, Unknown	1
South Fort Myers, Lee	1
South Miami, Unknown	1
St Cloud, Orange	1
Stiamk, Dade	1
Seacrest, Bay	1
Seacrest, Walton	1
Sarasota, Unknown	1
Seminole, Orange	1
Seven Springs, Pasco	1
South Daytona Beach, Volusia	1
Sharpes, Brevard	1
Shady Hills, Pasco	1
Rosemary Beach, Bay	1
Rosemary Beach, Walton	1
Rocky Point, Hillsborough	1
Saint Augusaintine Beach, St. Johns	1
Saint Johns, Duval	1
Saint Cloud, Orange	1
San Antonio, Unknown	1
San Pedro Sula, Dade	1
Sanford, Orange	1
Saint Petersburg, Dade	1
Salem, Taylor	1
Salt Springs, Marion	1
Total	504,768

# COVID-19: additional surveillance information

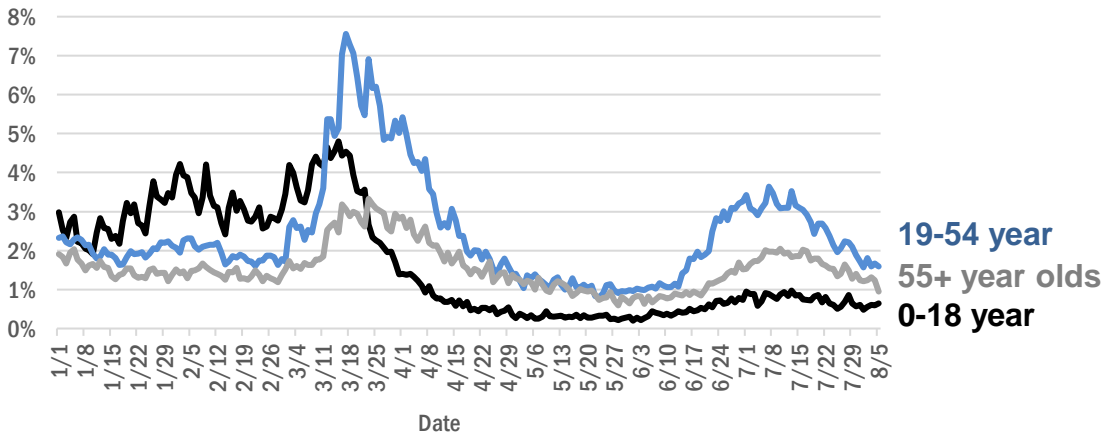
Data through Aug 5, 2020 verified as of Aug 6, 2020 at 09:25 AM

Data in this report are provisional and subject to change.

## Statewide emergency department (ED) chief complaint and admission data



### Daily percent of ED visits statewide that mention cough by age group



The Electronic Surveillance System for the Early Notification of Community-Based Epidemics (ESSENCE-FL) includes chief complaint data from 211 of 212 Florida EDs. Data are transmitted electronically to ESSENCE-FL daily or hourly.

# COVID-19: All persons with tests reported

Data through Aug 5, 2020 verified as of Aug 6, 2020 at 09:25 AM

Data in this report are provisional and subject to change.

The table below includes persons with laboratory results that the Department of Health has received electronically or by mail/fax for Florida residents and non-Florida residents.

County	Awaiting testing	Inconclusive	Negative	Positive	Percent positive	Total tested
Dade	235	1,665	533,046	127,677	19%	662,388
Broward	167	730	360,684	60,058	14%	421,472
Palm Beach	258	596	235,743	35,737	13%	272,076
Orange	423	276	234,416	30,776	12%	265,468
Hillsborough	187	478	204,441	31,563	13%	236,482
Duval	171	217	182,049	22,568	11%	204,834
Pinellas	22	136	150,752	17,358	10%	168,246
Lee	27	56	95,740	16,090	14%	111,886
Polk	50	83	79,901	13,654	15%	93,638
Manatee	8	63	73,970	9,050	11%	83,083
Brevard	10	59	75,678	5,794	7%	81,531
Sarasota	24	48	65,690	6,025	8%	71,763
Volusia	65	85	63,923	7,488	10%	71,496
Alachua	3	23	65,368	3,952	6%	69,343
Escambia	13	40	59,901	8,515	12%	68,456
Seminole	60	64	59,770	6,932	10%	66,766
Pasco	99	43	58,749	6,802	10%	65,594
Lake	54	80	57,389	4,840	8%	62,309
Osceola	108	128	52,338	9,286	15%	61,752
Collier	207	63	51,009	10,118	17%	61,190
Leon	20	115	52,620	4,643	8%	57,378
Marion	355	83	42,695	5,707	12%	48,485
St. Lucie	266	51	36,106	5,514	13%	41,671
St. Johns	43	32	36,283	3,512	9%	39,827
Clay	13	17	30,596	3,110	9%	33,723
Okaloosa	37	44	25,044	3,292	12%	28,380
Santa Rosa	17	36	23,857	3,700	13%	27,593
Indian River	52	16	23,863	2,424	9%	26,303
Charlotte	10	26	22,952	2,144	9%	25,122
Martin	49	38	21,333	3,712	15%	25,083
Bay	11	46	20,763	4,077	16%	24,886
Hernando	2	14	16,475	1,906	10%	18,395
Citrus	32	11	16,378	1,429	8%	17,818
Sumter	23	13	15,951	1,208	7%	17,172
Highlands	8	13	14,173	1,328	9%	15,514
Nassau	31	17	13,392	1,184	8%	14,593
Flagler	6	20	13,464	989	7%	14,473
Columbia	3	55	10,413	2,731	21%	13,199
Monroe	61	12	11,590	1,438	11%	13,040
Putnam	2	9	11,075	1,446	12%	12,530
Gadsden	7	36	10,587	1,663	14%	12,286
Jackson	5	10	9,413	1,797	16%	11,220
Desoto	5	8	8,086	1,321	14%	9,415
Walton	2	41	7,915	1,323	14%	9,279
Hendry	1	16	6,401	1,709	21%	8,126
Wakulla	4	35	6,891	651	9%	7,577
Suwannee	2	12	5,887	1,302	18%	7,201
Okeechobee	2	13	5,399	989	15%	6,401



# COVID-19: All persons with tests reported

Data through Aug 5, 2020 verified as of Aug 6, 2020 at 09:25 AM

Data in this report are provisional and subject to change.

The table below includes persons with laboratory results that the Department of Health has received electronically or by mail/fax for Florida residents and non-Florida residents.

County	Awaiting testing	Inconclusive	Negative	Positive	Percent positive	Total tested
Levy	1	9	5,386	645	11%	6,040
Unknown	4	36	5,167	646	11%	5,849
Washington	19	15	4,454	747	14%	5,216
Madison	2	10	4,348	675	13%	5,033
Hardee		9	3,911	890	19%	4,810
Baker	19	1	4,231	528	11%	4,760
Taylor	6	20	3,676	857	19%	4,553
Bradford	1	6	3,906	378	9%	4,290
Holmes	4	7	3,670	476	11%	4,153
Union		5	3,873	244	6%	4,122
Hamilton	1	2	3,381	598	15%	3,981
Gulf		5	3,474	490	12%	3,969
Gilchrist	4	7	3,171	339	10%	3,517
Franklin	2	7	2,906	276	9%	3,189
Liberty			2,661	384	13%	3,045
Jefferson	1	12	2,432	438	15%	2,882
Dixie		2	2,350	375	14%	2,727
Calhoun	1	10	2,308	356	13%	2,674
Glades		2	700	398	36%	1,100
Lafayette		3	781	117	13%	901
State-Call Center			2		0%	2
Total	3,325	5,940	3,346,947	510,389	13%	3,863,276

# COVID-19: testing by laboratory

Data through Aug 5, 2020 verified as of Aug 6, 2020 at 09:25 AM

Data in this report are provisional and subject to change.

The numbers in the table below represent the number for whom test results were received by the Department of Health. A person can be tested by more than one laboratory and can have both positive and negative results. **Therefore, the sum of the numbers in each column will be larger than the total number of people tested.**

Reporting lab	Inconclusive	Negative	Positive	Percent positive	Total
QUEST DIAGNOSTICS - TAMPA	5,085	653,171	94,559	13%	752,815
LABORATORY CORPORATION OF AMERICA	1,069	646,031	94,772	13%	741,872
BIO REFERENCE LABORATORIES, INC	4,637	420,819	83,011	16%	508,467
GENETWORX	662	376,114	31,911	8%	408,687
REALTOX LABS LLC	2,126	195,887	34,606	15%	232,619
CURATIVE_LABS	2,699	175,860	17,085	9%	195,644
NORTHWEST LABORATORY	207	114,491	5,782	5%	120,480
ADVENT HEALTH LAB	112	101,274	14,017	12%	115,403
MEDICAL DIAGNOSTIC LABORATORIES	746	76,694	10,859	12%	88,299
KORVALABS, INC	889	82,754	3,897	4%	87,540
BIOCOLLECTIONS WORLDWIDE, INC	273	55,444	9,098	14%	64,815
MAYO CLINIC LABORATORIES	116	58,002	6,062	9%	64,180
ELABNETWORK	380	58,058	5,121	8%	63,559
MEMORIAL REGIONAL HOSPITAL SOUTH	18	46,028	11,947	21%	57,993
QUEST DIAGNOSTICS NICHOLS INSTITUTE, INC.	193	48,778	6,288	11%	55,259
BAYCARE LABORATORIES LLC	284	48,996	5,215	10%	54,495
MAKO GENOMICS	2,032	39,941	7,817	16%	49,790
BPHL-JACKSONVILLE	13	40,965	7,665	16%	48,643
SACRED HEART HOSPITAL LABORATORY	2	41,832	5,156	11%	46,990
ORLANDO REG MED CENTER CLINICAL LAB	430	40,798	5,392	12%	46,620
DIATHERIX LABORATORIES		37,275	5,264	12%	42,539
TAMPA GENERAL HOSPITAL	4	36,871	2,864	7%	39,739
TESTING MATTERS INC		34,595	4,884	12%	39,479
UF PATHLABS	33	36,914	1,517	4%	38,464
VIRACOR-EUROFINS LABORATORIES		25,656	8,254	24%	33,910
ARUP LABORATORIES		31,064	2,273	7%	33,337
JACKSON MEMORIAL HOSPITAL CLINICAL LAB	79	26,123	6,402	20%	32,604
BPHL-MIAMI	206	26,190	5,697	18%	32,093
BPHL-TAMPA (SPECTRUM BLVD)	45	23,019	3,853	14%	26,917
AIT LABORATORIES		22,202	2,602	10%	24,804
SHANDS AT THE UNIVERSITY OF FLORIDA	124	23,284	1,285	5%	24,693
ST VINCENT'S MEDICAL CENTER - RIVERSIDE	1	18,620	2,247	11%	20,868
LAKELAND REGIONAL MEDICAL CENTER	45	18,426	2,114	10%	20,585
WALGREENS	9	14,882	2,444	14%	17,335
Florida_Hospital	14	14,386	2,587	15%	16,987
CAPE CORAL HOSPITAL CLINICAL LABORATORY		14,128	2,627	16%	16,755
BROWARD GENERAL MEDICAL CENTER-CLINICAL LAB	2	13,406	1,900	12%	15,308
SUNPATH MEDICAL DIAGNOSTICS LABORATORY	68	12,394	2,254	15%	14,716
SHANDS JACKSONVILLE MEDICAL CENTER INC	31	11,960	1,096	8%	13,087
BAPTIST HOSPITAL OF MIAMI CLINICAL LABORATORY	8	10,699	2,324	18%	13,031
BAPTIST MEDICAL CENTER JACKSONVILLE	1	11,856	802	6%	12,659
STATLAB_MOBILE		11,661	798	6%	12,459
CLEVELAND CLINIC HOSPITAL LAB	4	11,132	1,125	9%	12,261
FLORIDA HOSPITAL - TAMPA	5	10,615	1,071	9%	11,691
ADVENTHEALTH DAYTONA BEACH	20	10,663	875	8%	11,558
NAPLES COMMUNITY HOSPITAL	17	9,854	1,167	11%	11,038
SARASOTA MEMORIAL HOSPITAL MAIN LAB	12	9,551	905	9%	10,468

# COVID-19: testing by laboratory

Data through Aug 5, 2020 verified as of Aug 6, 2020 at 09:25 AM

Data in this report are provisional and subject to change.

The numbers in the table below represent the number for whom test results were received by the Department of Health. A person can be tested by more than one laboratory and can have both positive and negative results. **Therefore, the sum of the numbers in each column will be larger than the total number of people tested.**

Reporting lab	Inconclusive	Negative	Positive	Percent positive	Total
APPLIED INGENUITY DIAGNOSTICS LLC		9,807	650	6%	10,457
ST JOSEPHS HOSPITAL LABORATORY	8	9,217	1,224	12%	10,449
PALMETTO GENERAL HOSPITAL LAB	3	7,769	2,519	24%	10,291
MOUNT SINAI MEDICAL CENTER	6	8,437	1,054	11%	9,497
INTEGRATED REGIONAL LABORATORIES LLP		7,633	1,443	16%	9,076
MILLENNIUM PHYSICIAN GROUP		7,354	1,547	17%	8,901
UNIVERSITY OF MIAMI HOSPITAL	9	6,971	1,529	18%	8,509
JFK MEDICAL CENTER LAB	1	7,068	1,398	17%	8,467
NORTH FLORIDA REGIONAL MEDICAL CENTER		7,623	768	9%	8,391
QUEST NEW ENGLAND	35	7,339	990	12%	8,364
NICKLAUS CHILDREN'S HOSPITAL	21	6,655	1,640	20%	8,316
SAINT MARY'S MEDICAL CENTER	10	7,022	1,176	14%	8,208
MORTON PLANT HOSPITAL-ADLER INSTITUTE	7	7,547	622	8%	8,176
LABCORP BURLINGTON (LPP)	3	7,684	340	4%	8,027
ECCO LAB GROUP CO	264	5,841	1,853	23%	7,958
BRANDON REGIONAL HOSPITAL		6,625	1,270	16%	7,895
TALLAHASSEE MEMORIAL HOSPITAL	23	7,194	667	8%	7,884
SOUTH MIAMI HOSPITAL LAB	10	6,630	1,051	14%	7,691
JUPITER MEDICAL CENTER LAB	31	6,593	980	13%	7,604
REAL DIAGNOSTICS	77	6,449	465	7%	6,991
WELLINGTON REGIONAL MED CTR LAB	3	5,966	1,011	14%	6,980
FLORIDA HOSPITAL WATERMAN LABORATORY	13	6,327	510	7%	6,850
INDIAN RIVER MEDICAL CENTER LAB		6,390	417	6%	6,807
MEMORIAL REGIONAL HOSPITAL CLINICAL LABORATORY	8	6,203	491	7%	6,702
LARKIN COMMUNITY HOSPITAL	10	5,363	1,017	16%	6,390
PANCARE OF FLORIDA INC		5,985	356	6%	6,341
AEGIS SCIENCES CORPORATION	27	5,512	465	8%	6,004
BAPTIST HOSPITAL OF MIAMI MOLECULAR DIAGNOSTICS	52	4,981	755	13%	5,788
DELRAY MEDICAL CENTER	2	5,055	665	12%	5,722
HOMESTEAD HOSPITAL CLINICAL LABORATORY	7	4,363	1,266	22%	5,636
MEMORIAL HOSPITAL JACKSONVILLE	8	4,342	1,157	21%	5,507
ST ANTHONY'S HOSPITAL LAB	10	4,819	660	12%	5,489
ARNOLD PALMER MEDICAL CENTER CLINICAL LAB		5,275	158	3%	5,433
OSCEOLA REGIONAL MEDICAL CENTER	1	4,381	900	17%	5,282
WINTER HAVEN HOSPITAL CLINICAL LABORATORY	1	4,384	841	16%	5,226
LEESBURG REGIONAL MEDICAL CENTER		4,637	578	11%	5,215
WEST KENDALL BAPTIST HOSPITAL LABORATORY	3	4,050	1,071	21%	5,124
MARTIN HOSPITAL SOUTH LAB		4,718	268	5%	4,986
ST JOSEPHS HOSPITAL SOUTH LABORATORY	7	4,226	641	13%	4,874
GOOD SAMARITAN MEDICAL CENTER LAB	1	3,947	819	17%	4,767
MEASE COUNTRYSIDE LAB	1	4,215	462	10%	4,678
LAWNWOOD REGIONAL MEDICAL CENTER	1	3,860	784	17%	4,645
ORANGE PARK MEDICAL CENTER	7	3,606	992	22%	4,605
BAPTIST MEDICAL CENTER SOUTH		4,172	345	8%	4,517

# COVID-19: testing by laboratory

Data through Aug 5, 2020 verified as of Aug 6, 2020 at 09:25 AM

Data in this report are provisional and subject to change.

The numbers in the table below represent the number for whom test results were received by the Department of Health. A person can be tested by more than one laboratory and can have both positive and negative results. **Therefore, the sum of the numbers in each column will be larger than the total number of people tested.**

Reporting lab	Inconclusive	Negative	Positive	Percent positive	Total
QUEST DIAGNOSTICS INFECTIOUS DISEASE INC	13	3,263	1,087	25%	<b>4,363</b>
GULF COAST MEDICAL CENTER MICROLAB		3,173	1,119	26%	<b>4,292</b>
LARKIN COMMUNITY HOSPITAL INC DBA CARDIOTROPIC		1,456	2,796	66%	<b>4,252</b>
QUEST DIAGNOSTICS NICHOLS INSTITUTE - SJC (ELR)	14	3,574	578	14%	<b>4,166</b>
FLORIDA HOSPITAL HEARTLAND MED CTR CLINICAL LAB	1	3,643	383	10%	<b>4,027</b>
WESTSIDE REGIONAL MED CTR	2	3,207	813	20%	<b>4,022</b>
HALIFAX MEDICAL CENTER LAB	12	3,422	580	14%	<b>4,014</b>
BAPTIST HOSPITAL LABORATORY	4	3,343	643	16%	<b>3,990</b>
WEST FLORIDA HOSPITAL LAB		3,071	887	22%	<b>3,958</b>
MANATEE MEMORIAL HOSPITAL		3,486	432	11%	<b>3,918</b>
BETHESDA HOSPITAL EAST		3,417	480	12%	<b>3,897</b>
WEST BOCA MEDICAL CENTER LAB		3,455	438	11%	<b>3,893</b>
FLORIDA HOSPITAL WESLEY CHAPEL	1	3,452	340	9%	<b>3,793</b>
DRS CLACK SPENCER WHITE & MCCORMACK PA D/B/A		3,252	538	14%	<b>3,790</b>
CORAL GABLES HOSPITAL CLINICAL LABORATORY		2,829	938	25%	<b>3,767</b>
QUEST DIAGNOSTICS - WEST HILLS	15	3,593	155	4%	<b>3,763</b>
ABL MEDICAL CARE LLC		3,278	483	13%	<b>3,761</b>
AVENTURA HOSPITAL LAB		2,743	999	27%	<b>3,742</b>
MEMORIAL HOSPITAL WEST LABORATORY SERVICES	10	3,331	379	10%	<b>3,720</b>
MERCY HOSPITAL A CAMPUS OF PLANTATION GEN HOSP LAB	1	2,708	1,008	27%	<b>3,717</b>
LARGO MEDICAL CENTER		3,160	506	14%	<b>3,666</b>
NCH NORTH NAPLES HOSPITAL LAB	1	3,204	457	12%	<b>3,662</b>
OAK HILL HOSPITAL		3,210	415	11%	<b>3,625</b>
Lee Memorial Hospital		2,951	656	18%	<b>3,607</b>
NORTHWEST MEDICAL CENTER	1	2,715	857	24%	<b>3,573</b>
DOCTORS HOSPITAL	2	2,790	766	22%	<b>3,558</b>
PALM BEACH GARDENS MEDICAL CTR LAB		3,205	352	10%	<b>3,557</b>
HEALTH PARK MEDICAL CENTER CLINICAL LAB		2,834	718	20%	<b>3,552</b>
BROWARD HEALTH NORTH CLINICAL LABORATORY		2,984	509	15%	<b>3,493</b>
CORAL SPRINGS MED CTR		3,095	389	11%	<b>3,484</b>
PALMS WEST HOSPITAL LAB	2	2,698	762	22%	<b>3,462</b>
RUTGERS CLINICAL GENOMICS LABORATORY	5	3,239	164	5%	<b>3,408</b>
NEW YORK STATE ELR - SUNRISE MEDICAL LABORATORIES		3,288	77	2%	<b>3,365</b>
NORTH SHORE MEDICAL CENTER		2,572	754	23%	<b>3,326</b>
CLEVELAND CLINIC MARTIN SOUTH HOSPITAL		3,009	305	9%	<b>3,314</b>
FLORIDA HOSPITAL ZEPHYRHILLS		3,037	241	7%	<b>3,278</b>
Capital Regional Medical Ctr		2,594	639	20%	<b>3,233</b>
THE VILLAGES REGIONAL HOSPITAL		2,922	249	8%	<b>3,171</b>
FLORIDA HOSPITAL FLAGLER	2	2,946	200	6%	<b>3,148</b>
FLORIDA MEDICAL CENTER - A CAMPUS OF NORTH SHORE	2	2,595	526	17%	<b>3,123</b>
MOFFITT CANCER CENTER	5	3,081	36	1%	<b>3,122</b>
BLAKE MEDICAL CENTER		2,495	613	20%	<b>3,108</b>
CARDIOTROPIC LABS	81	2,240	662	22%	<b>2,983</b>
AKESOGEN		2,620	349	12%	<b>2,969</b>
REGIONAL MEDCIAL CENTER BAYONET POINT	1	2,680	248	8%	<b>2,929</b>



# COVID-19: testing by laboratory

Data through Aug 5, 2020 verified as of Aug 6, 2020 at 09:25 AM

Data in this report are provisional and subject to change.

The numbers in the table below represent the number for whom test results were received by the Department of Health. A person can be tested by more than one laboratory and can have both positive and negative results. **Therefore, the sum of the numbers in each column will be larger than the total number of people tested.**

Reporting lab	Inconclusive	Negative	Positive	Percent positive	Total
FLORIDA HOSPITAL DELAND	2	2,399	506	17%	<b>2,907</b>
PLANTATION GENERAL HOSPITAL		2,120	778	27%	<b>2,898</b>
BAYFRONT MEDICAL CENTER	10	2,101	758	26%	<b>2,869</b>
FLORIDA HOSPITAL OF CARROLLWOOD		2,427	435	15%	<b>2,862</b>
NEMOURS CHILDRENS HOSPITAL		2,709	58	2%	<b>2,767</b>
NORTHSIDE HOSPITAL AND HEART INSTITUTE		2,313	385	14%	<b>2,698</b>
MEDICAL CENTER OF TRINITY CLINICAL LABORATORY		2,271	411	15%	<b>2,682</b>
LAKE CITY MEDICAL CENTER		1,976	609	24%	<b>2,585</b>
MORTON PLANT-MEASE		2,387	197	8%	<b>2,584</b>
OCALA REGIONAL MEDICAL CENTER		2,280	292	11%	<b>2,572</b>
ST JOSEPHS NORTH HOSPITAL LAB		2,251	283	11%	<b>2,534</b>
BAPTIST MEDICAL CENTER - BEACHES		2,305	160	6%	<b>2,465</b>
IMPERIAL POINT MEDICAL CENTER		2,212	246	10%	<b>2,458</b>
GULF COAST MEDICAL CENTER LAB		1,869	508	21%	<b>2,377</b>
LAKEWOOD RANCH MEDICAL CENTER		2,131	237	10%	<b>2,368</b>
CENTRAL FLORIDA REGIONAL HOSPITAL		2,000	335	14%	<b>2,335</b>
DR. P. PHILLIPS HOSPITAL		2,267	60	3%	<b>2,327</b>
QUEST DIAGNOSTICS	3	1,992	300	13%	<b>2,295</b>
ST LUCIE MEDICAL CENTER		1,800	441	20%	<b>2,241</b>
SOUTH FLORIDA BAPTIST HOSPITAL MICRO	1	1,831	345	16%	<b>2,177</b>
MEDCOMP SCIENCES LLC	27	1,290	833	39%	<b>2,150</b>
POINCIANA MEDICAL CENTER		1,535	605	28%	<b>2,140</b>
WESTCHESTER HOSPITAL	13	1,708	360	17%	<b>2,081</b>
INFORM DIAGNOSTICS, INC		1,926	102	5%	<b>2,028</b>
SOUTH LAKE HOSPITAL CLINICAL LAB		1,977	47	2%	<b>2,024</b>
BAPTIST MEDICAL CENTER - NASSAU		1,869	100	5%	<b>1,969</b>
LEON MEDICAL CENTERS LLC		1,483	466	24%	<b>1,949</b>
UNIVERSITY HOSPITAL AND MEDICAL CENTER		1,422	524	27%	<b>1,946</b>
BIOCERNA LABS	110	1,333	495	26%	<b>1,938</b>
FLORIDA HOSPITAL NORTH PINELLAS	5	1,765	146	8%	<b>1,916</b>
PHYSICIANS REGIONAL MEDICAL CENTER - PINE RIDGE RD		1,548	359	19%	<b>1,907</b>
WEST MARION COMMUNITY HOSPITAL LAB		1,680	188	10%	<b>1,868</b>
WEST PALM HOSPITAL LAB		1,569	285	15%	<b>1,854</b>
SOUTH SEMINOLE HOSPITAL LABORATORY		1,698	72	4%	<b>1,770</b>
UHEALTH CORAL GABLES/LENNAR MED CTR		1,673	88	5%	<b>1,761</b>
ST PETERSBURG GENERAL HOSPITAL		1,279	461	26%	<b>1,740</b>
MEMORIAL HOSPITAL- MIRAMAR	10	1,589	140	8%	<b>1,739</b>
MEMORIAL HOSPITAL MICRO		1,508	199	12%	<b>1,707</b>
ALL CHILDREN'S HOSPITAL LAB		1,523	143	9%	<b>1,666</b>
QUEST DIAGNOSTICS - ATLANTA	1	1,444	218	13%	<b>1,663</b>
QUEST DIAGNOSTICS LENEXA	10	1,497	126	8%	<b>1,633</b>
MEASE DUNEDIN HOSPITAL	4	1,461	160	10%	<b>1,625</b>
CITRUS MEMORIAL HOSPITAL LABORATORY		1,530	81	5%	<b>1,611</b>
BAPTIST NORTH EMERGENCY CENTER		1,134	447	28%	<b>1,581</b>
BOSTON HEART DIAGNOSTICS CORP		1,384	193	12%	<b>1,577</b>
FULGENT DIAGNOSTICS	57	1,389	130	8%	<b>1,576</b>
HIALEAH HOSPITAL	4	1,174	382	24%	<b>1,560</b>

# COVID-19: testing by laboratory

Data through Aug 5, 2020 verified as of Aug 6, 2020 at 09:25 AM

Data in this report are provisional and subject to change.

The numbers in the table below represent the number for whom test results were received by the Department of Health. A person can be tested by more than one laboratory and can have both positive and negative results. **Therefore, the sum of the numbers in each column will be larger than the total number of people tested.**

Reporting lab	Inconclusive	Negative	Positive	Percent positive	Total
FORT WALTON BEACH MEDICAL CENTER		1,335	212	14%	<b>1,547</b>
FLORIDA HOSPITAL FISH MEMORIAL		1,280	265	17%	<b>1,545</b>
LEE HEALTH COCONUT POINT CLINICAL LAB	1	1,240	303	20%	<b>1,544</b>
OPTEO LABORATORY		1,505	29	2%	<b>1,534</b>
OVIEDO MEDICAL CENTER		1,265	244	16%	<b>1,509</b>
MEMORIAL HOSPITAL PEMBROKE	3	1,302	184	12%	<b>1,489</b>
EXACT SCIENCES LABORATORIES		1,300	134	9%	<b>1,434</b>
DOCTORS HOSPITAL OF SARASOTA CLINICAL LABORATORY		1,255	151	11%	<b>1,406</b>
CLEVELAND CLINIC TRADITION HOSPITAL		1,238	167	12%	<b>1,405</b>
PALMS OF PASADENA HOSPITAL		1,170	209	15%	<b>1,379</b>
VISTA CLINICAL		774	562	42%	<b>1,336</b>
ST VINCENT'S MEDICAL CENTER - SOUTHSIDE		1,307	26	2%	<b>1,333</b>
RAULERSON HOSPITAL		1,090	230	17%	<b>1,320</b>
ANNE BATES LEACH EYE HOSPITAL/ ABLEH MICROBIOLOGY LABORATORY		1,260	34	3%	<b>1,294</b>
ADVENTHEALTH OCALA LABORATORY		1,085	204	16%	<b>1,289</b>
NIGHT LITE PEDIATRICS		951	335	26%	<b>1,286</b>
LOWER KEYS MEDICAL CENTER		1,137	112	9%	<b>1,249</b>
CLEVELAND CLINIC MARTIN NORTH HOSPITAL		1,078	168	13%	<b>1,246</b>
SOUTH BAY HOSPITAL MICRO		1,007	201	17%	<b>1,208</b>
PUTNAM COMMUNITY MEDICAL CENTER		1,036	170	14%	<b>1,206</b>
CLINICORE		1,112	91	8%	<b>1,203</b>
AMERICAN HEALTH ASSOCIATES	5	549	643	54%	<b>1,197</b>
BARTOW REGIONAL MEDICAL CENTER	1	983	172	15%	<b>1,156</b>
PHYSICIANS REGIONAL MEDICAL CENTER - COLLIER BLVD	1	866	275	24%	<b>1,142</b>
QUEST DIAGNOSTICS - MIRAMAR	6	312	800	72%	<b>1,118</b>
P4 CLINICAL, LLC	15	925	164	15%	<b>1,104</b>
BETHESDA HOSPITAL WEST		986	117	11%	<b>1,103</b>
BMCT Molecular Diagnostics Subsection		862	216	20%	<b>1,078</b>
TWIN CITIES HOSPITAL		976	92	9%	<b>1,068</b>
SYNERGY LABORATORIES	2	944	69	7%	<b>1,015</b>
NONA SCIENTIFIC	1	832	160	16%	<b>993</b>
LMHS		901	75	8%	<b>976</b>
VIKOR SCIENTIFIC	2	603	363	38%	<b>968</b>
HIGHLANDS REGIONAL MEDICAL CENTER		811	152	16%	<b>963</b>
ORLANDO VA MEDICAL CENTER		853	101	11%	<b>954</b>
LAKESIDE MEDICAL CENTER		629	311	33%	<b>940</b>
ACCESS MEDICAL LABORATORIES		396	538	58%	<b>934</b>
HEALTHQUEST ESOTERICS		417	480	54%	<b>897</b>
GULF BREEZE HOSPITAL LAB	1	764	117	13%	<b>882</b>
SACRED HEART-EMERALD COAST		724	137	16%	<b>861</b>
FLORIDA HOSPITAL ORLANDO		745	73	9%	<b>818</b>
PWN HEALTH	4	556	242	30%	<b>802</b>
ST VINCENTS CLAY COUNTY		775	23	3%	<b>798</b>
ENGLEWOOD COMMUNITY HOSPITAL		722	65	8%	<b>787</b>
ACCESSDX	6	405	358	47%	<b>769</b>
BAPTIST EMERGENCY CENTER OAKLEAF		629	137	18%	<b>766</b>
WALGREEN CO	1	645	96	13%	<b>742</b>



# COVID-19: testing by laboratory

Data through Aug 5, 2020 verified as of Aug 6, 2020 at 09:25 AM

Data in this report are provisional and subject to change.

The numbers in the table below represent the number for whom test results were received by the Department of Health. A person can be tested by more than one laboratory and can have both positive and negative results. **Therefore, the sum of the numbers in each column will be larger than the total number of people tested.**

Reporting lab	Inconclusive	Negative	Positive	Percent positive	Total
VISTA CLINICAL DIAGNOSTICS		365	375	51%	740
AVENTUS BIOLABS	1	382	337	47%	720
QUEST DIAGNOSTICS WOOD DALE	2	643	62	9%	707
UNIVERSITY OF MIAMI HOSPITAL & CLINICS	1	636	52	8%	689
MARINERS HOSPITAL		591	86	13%	677
CAPSTONE HEALTHCARE		438	225	34%	663
BAPTIST HEALTH EMERGENCY CENTER COUNTRY WALK		523	120	19%	643
BAPTIST EMERGENCY CENTER CLAY		537	89	14%	626
PATHNOSTICS		73	544	88%	617
JACKSON HOSPITAL CLINICAL LABORATORY		529	84	14%	613
UHEALTH DEERFIELD BEACH/UMSYLVESTER DEERFIELD BEACH LABORATORY	2	551	30	5%	583
NONE		281	292	51%	573
PATIENTS CHOICE LABORATORIES		178	385	68%	563
AVECINA MEDICAL OAKLEAF		315	244	44%	559
NCH HEALTHCARE SYSTEM MICROBIOLOGY LAB		1	548	100%	549
ADVANCE MEDICAL OF NAPLES			546	100%	546
VAMC ORLANDO		296	243	45%	539
LAB24 INC	1		528	100%	529
EGLIN AIRFORCE BASE LAB		478	39	8%	517
BARDMOOR LABORATORY	1	443	65	13%	509
LABCORP RTP	1	47	454	90%	502
PATIENTS FIRST LAKE ELLA MEDICAL CENTER PA		329	156	32%	485
TAMPA COMMUNITY HOSPITAL		317	160	34%	477
LEE MEMORIAL HOSPITAL LAB			473	100%	473
QUEST DIAGNOSTICS - IRVING	9	288	175	37%	472
QUEST	3	90	361	80%	454
AVERO DIAGNOSTICS - IRVING		384	68	15%	452
PANCARE OF FLORIDA, INC			439	100%	439
NCH NORTHEAST		281	154	35%	435
LUMINUS DIAGNOSTICS		295	124	30%	419
SOUTHEAST ALABAMA MEDICAL CENT		383	35	8%	418
DESOTO MEMORIAL HOSPITAL CLINICAL LABORATORY	3	317	96	23%	416
ASSURANCE SCIENTIFIC LABORATORIES		315	96	23%	411
QUEST DIAGNOSTICS NICHOLS INSTITUTE	5	351	17	5%	373
NEW YORK STATE ELR - NORTH SHORE LONG ISLAND JEWISH HEALTH		347	23	6%	370
MINUTECLINIC LLC #3703		311	43	12%	354
INFORM DIAGNOSTICS		349	2	1%	351
MEMORIAL PEMBROKE 24/7 CARE CENTER		249	90	27%	339
PHYSICIANS STAT LAB		134	200	60%	334
CLARITY LABS		284	49	15%	333
NEW YORK STATE ELR - LENCO MEDICAL LABORATORY		312	13	4%	325
LABCORP	1	64	259	80%	324
MARTIN MEMORIAL LABORATORY AT ST LUCIE WEST		275	46	14%	321
NEW YORK STATE ELR - NYU HOSPITALS CENTER CLINICAL LABORATORIES		310	11	3%	321
DYNIX DIAGNOSTICS		187	131	41%	318
DAVITA LABS		290	26	8%	316
PATIENTS FIRST - MAHAN DRIVE		161	153	49%	314

# COVID-19: testing by laboratory

Data through Aug 5, 2020 verified as of Aug 6, 2020 at 09:25 AM

Data in this report are provisional and subject to change.

The numbers in the table below represent the number for whom test results were received by the Department of Health. A person can be tested by more than one laboratory and can have both positive and negative results. **Therefore, the sum of the numbers in each column will be larger than the total number of people tested.**

Reporting lab	Inconclusive	Negative	Positive	Percent positive	Total
HOLY CROSS HOSPITAL LABORATORY			305	100%	305
NEW YORK STATE ELR - DEPARTMENT OF CLINICAL LABS		295	5	2%	300
UAB HIGHLANDS LABORATORY		294	3	1%	297
ECCOLAB GROUP	1	75	220	74%	296
PATIENT'S FIRST		3	292	99%	295
LAB CORP	1	120	167	58%	288
UNITED CLINICAL LABORATORY LLC		2	286	99%	288
FLORIDA LABORATORY ANALYSIS		97	175	64%	272
NORTH FLORIDA PEDIATRICS-TALLAHASSEE		240	23	9%	263
JAY HOSPITAL CLINICAL LABORATORY		195	58	23%	253
ATLANTIS URGENT CARE		237	14	6%	251
NITE LITE PEDIATRICS		160	84	34%	244
GENESIS REFERENCE LABORATORIES		1	239	100%	240
MEDARBOR DIAGNOSTICS		1	236	100%	237
AVECINA MEDICAL SOUTHSIDE		143	93	39%	236
FLO-MEDILAB SERVICES		80	154	66%	234
THERADOC		150	80	35%	230
CORE DIAGNOSTIC LABORATORIES LLC		174	53	23%	227
NCF DIAGNOSTICS & DNA TECHNOLOGIES	10	14	203	89%	227
EXPRESS GENE MOLECULAR DIAGNOSTIC LABORATORY		2	223	99%	225
ORLANDO VAMC		80	137	63%	217
BAPTIST MD ANDERSON CANCER CENTER		213			213
MEDSCAN LABORATORY INC		136	76	36%	212
BIOCERNA LLC	8	153	48	23%	209
VAMC WEST PALM LAB		5	195	98%	200
LABCORP TAMPA	1	21	177	89%	199
SUNRISE MEDICAL LABORATORIES		146	51	26%	197
HENDRY REGIONAL MEDICAL CENTER		2	195	99%	197
TENNESSEE DOH - NASHVILLE	2	176	19	10%	197
ADVENTHEALTH LAB			196	100%	196
AVECINA MEDICAL JULINGTON		95	100	51%	195
HOLMES REGIONAL MEDICAL CENTER		3	191	98%	194
FLAGLER HOSPITAL	4	17	169	89%	190
ST CLOUD REGIONAL MEDICAL CENTER		126	62	33%	188
UNKNOWN		13	172	93%	185
SANFORD REFERENCE LAB		179	4	2%	183
TALLAHASSEE PRIMARY CARE ASSOCIATES		169	9	5%	178
NEW YORK STATE ELR - NEW YORK PRESBYTERIAN HOSPITAL CUMC CLINICAL		159	13	8%	172
VETERANS AFFAIRS MEDICAL CENTER LAB		2	170	99%	172
GENESIS MEDICAL LABORATORY MIAMI FL.		78	86	52%	164
PATHGROUP LABS LLC		90	74	45%	164
ORLANDO VETERANS AFFAIRS MEDICAL CENTER		32	127	80%	159
NCH HEALTHCARE BONITA		105	54	34%	159
NEW YORK STATE ELR - MOUNT SINAI LABORATORY		150	8	5%	158
BAY PINES VAMC CLINICAL LABORATORY		4	153	97%	157
ASCEND CLINICAL		152	4	3%	156
SMA SPECIALITY MEDICAL LAB		53	101	66%	154

# COVID-19: testing by laboratory

Data through Aug 5, 2020 verified as of Aug 6, 2020 at 09:25 AM

Data in this report are provisional and subject to change.

The numbers in the table below represent the number for whom test results were received by the Department of Health. A person can be tested by more than one laboratory and can have both positive and negative results. **Therefore, the sum of the numbers in each column will be larger than the total number of people tested.**

Reporting lab	Inconclusive	Negative	Positive	Percent positive	Total
NEW YORK STATE ELR - NEW YORK HOSPITAL LABORATORIES	1	142	6	4%	<b>149</b>
JAMES A. HALEY VETERANS MICRO LAB			149	100%	<b>149</b>
LABTECH DIAGNOSTIC		83	65	44%	<b>148</b>
FLORIDA HOSPITAL WAUCHULA		75	69	48%	<b>144</b>
QUALITOX LABORATORIES		96	48	33%	<b>144</b>
MAVERICK LABS		49	91	65%	<b>140</b>
BUREAU OF CLINICAL LABORATORIES		118	22	16%	<b>140</b>
GESSLER CLINIC			140	100%	<b>140</b>
UAB UNIVERSITY OF ALABAMA HOSPITAL LAB		133	6	4%	<b>139</b>
NEO GENOMICS - FORT MYERS	1	132	4	3%	<b>137</b>
CENTRA CARE		17	119	88%	<b>136</b>
PREMIER MEDICAL LABORATORY SERVICES			135	100%	<b>135</b>
ASSOCIATED PATHOLOGISTS, LLC		98	36	27%	<b>134</b>
SANTA ROSA MEDICAL CENTER		1	132	99%	<b>133</b>
WUESTHOFF REF LABORATORY			133	100%	<b>133</b>
PHAROS HEALTH		60	73	55%	<b>133</b>
MOLECULAR INFECTIOUS DISEASES		130	3	2%	<b>133</b>
FLORIDA WOMAN CARE LABORATORY LLC		113	19	14%	<b>132</b>
C.W. BILL YOUNG VA MEDICAL CENTER		4	127	97%	<b>131</b>
MEMPHIS PATHOLOGY LABORATORY	1	124	5	4%	<b>130</b>
INTEGRATED REGIONAL LABORATORIES		117	12	9%	<b>129</b>
BMHSI-AEL MICROBIOLOGY LABORATORY	2	102	24	19%	<b>128</b>
ACUTIS DIAGNOSTICS	1	103	23	18%	<b>127</b>
LEHIGH REGIONAL MEDICAL CENTER LAB		106	15	12%	<b>121</b>
NEW YORK STATE ELR - ENZO CLINICAL LABS INC		117	1	1%	<b>118</b>
ASAP LAB LLC		90	25	22%	<b>115</b>
PALM BEACH COUNTY HEALTH DEPT LAB		113	2	2%	<b>115</b>
VAMC BAY PINES		1	114	99%	<b>115</b>
EUROFINS NTD, LLC		93	20	18%	<b>113</b>
ALLIED HEALTH FORT PIERCE		112			<b>112</b>
HOLIDAY CVS LLC DBA CVS PHARMACY #5154		107	5	4%	<b>112</b>
LEON MEDICAL CENTER		7	102	94%	<b>109</b>
UR MEDICINE LABS- CENTRAL LABORATORY		104	2	2%	<b>106</b>
MILLENNIUM LAB SERVICES			106	100%	<b>106</b>
MEDICAL DIAGNOSTICS LABORATORIES,INC		17	89	84%	<b>106</b>
TEMPUS CLINICAL LABORATORY		92	14	13%	<b>106</b>
AMERICAN PATHOLOGY PARTNERS		103	1	1%	<b>104</b>
MICROGEN DX		2	101	98%	<b>103</b>
ROSEN MEDICAL CENTER		91	12	12%	<b>103</b>
ST JUDE CHILDREN'S RESEARCH HOSPITAL		91	11	11%	<b>102</b>
FLORIDA HOSPITAL HEARTLAND MED CTR LAKE PLACID		70	30	30%	<b>100</b>
SPARROW HEALTHCARE		1	96	99%	<b>97</b>
STEWART REFERENCE LABORATORY			97	100%	<b>97</b>
AMELIA URGENT CARE		5	89	95%	<b>94</b>
DIAGNOSTIC SOLUTIONS		3	90	97%	<b>93</b>
ARCPOINT LABS - FORT MYERS		49	44	47%	<b>93</b>
USAFSAM/PHE		23	69	75%	<b>92</b>

# COVID-19: testing by laboratory

Data through Aug 5, 2020 verified as of Aug 6, 2020 at 09:25 AM

Data in this report are provisional and subject to change.

The numbers in the table below represent the number for whom test results were received by the Department of Health. A person can be tested by more than one laboratory and can have both positive and negative results. **Therefore, the sum of the numbers in each column will be larger than the total number of people tested.**

Reporting lab	Inconclusive	Negative	Positive	Percent positive	Total
IRL MARKET LAB ALACHUA		61	31	34%	92
BAPTIST HEALTH SOUTH FLORIDA		4	87	96%	91
ARCPPOINT LABS OF WEST PALM BEACH			90	100%	90
CENTRACARE		1	87	99%	88
GENETWORKXX		15	72	83%	87
REAL DIAGNOSTIC	2	40	44	51%	86
MACDILL AFB HOSPITAL		75	10	12%	85
MARTIN MEMORIAL MEDICAL CENTER LAB		12	73	86%	85
FLORIDA COMMUNITY HEALTH CENTERS INC			80	100%	80
TOM LEE COMMUNITY HEALTH CENTER		3	76	96%	79
SACRED HEART HOSPITAL ON THE GULF		37	42	53%	79
HEALTH FIRST-HOLMES REGIONAL			77	100%	77
VAMC LAKE CITY		51	24	32%	75
ADVENTHEALTH CENTRA CARE OVIEDO		22	53	71%	75
FAST TRACK URGENT CARE CENTER			74	100%	74
GARCIA CLINICAL LABORATORY		1	73	99%	74
AVERO DIAGNOSTICS		51	21	29%	72
MAYO CLINIC LABS - ROCHESTER MAIN CAMPUS		71	1	1%	72
PRIVA PATH LABS			71	100%	71
CENTRAL FLORIDA HEALTH CARE		46	23	33%	69
Highlands Regional Hospital		63	6	9%	69
PACIFIC ANALYTICS			69	100%	69
HOLIDAY CVS LLC		66	1	1%	67
MID-FLORIDA PATHOLOGY		45	22	33%	67
QPS, LLC		66	1	1%	67
AEL- MEMPHIS		17	50	75%	67
HOLY CROSS HOSPITAL		1	65	98%	66
HOSPITAL FOR SPECIAL SURGERY		61	1	2%	62
DAVITA LABORATORY SERVICES		48	14	23%	62
VAMC GAINESVILLE		2	59	97%	61
BAYFRONT HEALTH BROOKSVILLE			61	100%	61
SMA MEDICAL LABORATORY		8	50	86%	58
VA MEDICAL CENTER		7	51	88%	58
FINLAY CLINICAL LABORATORY		24	34	59%	58
GENE BY GENE			56	100%	56
NAVY HOSPITAL			55	100%	55
BAYCARE HEALTH SYSTEM		1	54	98%	55
NEW YORK STATE ELR - WADSWORTH HEALTH CENTER		51	3	6%	54
BROWARD HEALTH MEDICAL CENTER		1	53	98%	54
MORTON PLANT HOSPITAL/LAB		1	53	98%	54
AMELIA EXPRESS CARE		2	52	96%	54
SARASOTA CO. HEALTH DEPT # 58		40	11	22%	51
MORTON PLANT HOSPITAL			51	100%	51
NEW YORK STATE ELR - EMPIRECITY LABORATORIES		42	8	16%	50
REFUAH HEALTH CENTER LABORATORY		50			50
BAYA URGENT CARE			49	100%	49
ARTHREX MEDICAL CENTER		28	21	43%	49

# COVID-19: testing by laboratory

Data through Aug 5, 2020 verified as of Aug 6, 2020 at 09:25 AM

Data in this report are provisional and subject to change.

The numbers in the table below represent the number for whom test results were received by the Department of Health. A person can be tested by more than one laboratory and can have both positive and negative results. **Therefore, the sum of the numbers in each column will be larger than the total number of people tested.**

Reporting lab	Inconclusive	Negative	Positive	Percent positive	Total
BAYCARE LAB		1	48	98%	49
MILLENIUM PHYSICIANS GROUP			49	100%	49
INTEGRITY LABORATORIES			49	100%	49
P4 DIAGNOSTIX LABORATORY NETWORK		1	48	98%	49
CLINICAL REFERENCE LABORATORY		45	4	8%	49
FLORIDA CLINICAL LABORATORY-BIOREFERENCE LABORATORIES		7	42	86%	49
USA HEALTH UNIVERSITY HOSPITAL CLINICAL LABORATORY		47	1	2%	48
HURLBURT FIELD CLINIC		23	24	51%	47
SHORELINE PHYSICIAN GROUP			47	100%	47
VHA PUBLIC HEALTH REFERENCE LABORATORY- PALO ALTO		27	19	41%	46
H LEE MOFFITT CANCER CENTER MICRO		46			46
BIOREFERENCE LABORATORY		1	44	98%	45
SOLARIS DIAGNOSTICS		2	43	96%	45
DYNAMIC MEDICAL USA			45	100%	45
325TH MEDICAL GROUP			43	100%	43
ADVENT HEALTH CENTRA CARE LONGWOOD			43	100%	43
QUEST TAMPA (NEW YORK ELR)		34	9	21%	43
HEALTHLINK DIAGNOSTIC LABORATORIES		1	42	98%	43
QUEST DIAGNOSTICS-N ST PETERSBURG-5TH			42	100%	42
EMERGENCY PHYSICIANS MEDICAL CENTER			42	100%	42
PROVIDENCE HOSPITAL LABORATORY		40	2	5%	42
FISHERMENS HOSPITAL CLINICAL LAB		39	2	5%	41
AMERICAN RESEARCH LABS		1	40	98%	41
NEW YORK STATE ELR - MONTEFIORE MEDICAL CENTER LABORATORIES - MOSES		34	7	17%	41
BAYFRONT HEALTH ER PINELLAS PARK		18	23	56%	41
EAST MANATEE FAMILY	1		39	98%	40
MIAMI VA HEALTHCARE SYSTEM			40	100%	40
FULGENT GENETICS	1	20	19	48%	40
DEPARTMENT OF VETERANS AFFAIRS JAMES A. HALEY VETERANS HOSPITAL			40	100%	40
RCA LABORATORY SERVICES, LLC		10	30	75%	40
SEBASTIAN RIVER MEDICAL CENTER		11	29	73%	40
EGLIN REGIONAL MEDICAL CENTER		4	35	90%	39
ALLSOUTH URGENT CARE			39	100%	39
GULF COAST MOLECULAR LABORATORIES		13	26	67%	39
FLORIDA HOSPITAL NEW SMYRNA		4	35	90%	39
ADVENT HEALTH CENTRA CARE: WATERFORD LAKES		3	35	92%	38
ADVENT HEALTH -TAMPA		20	18	47%	38
NEW YORK STATE ELR - KALEIDA HEALTH CENTER FOR LABORATORY		34	4	11%	38
NAVAL HOSPITAL - JACKSONVILLE		1	37	97%	38
ST. JOSEPH HOSPITAL LAB			38	100%	38
AVELLINO LAB USA, INC		36	2	5%	38
NEW PLANT CITY FAMILY CARE		13	23	64%	36
LAB CORP TAMPA			36	100%	36
IRL		4	31	89%	35
FAST TRACK URGENT CARE CENTER - CARROLLWOOD			35	100%	35
LAB CORP RTP	1	2	32	91%	35
LABCORP BIRMINGHAM	1	4	30	86%	35



# COVID-19: testing by laboratory

Data through Aug 5, 2020 verified as of Aug 6, 2020 at 09:25 AM

Data in this report are provisional and subject to change.

The numbers in the table below represent the number for whom test results were received by the Department of Health. A person can be tested by more than one laboratory and can have both positive and negative results. **Therefore, the sum of the numbers in each column will be larger than the total number of people tested.**

Reporting lab	Inconclusive	Negative	Positive	Percent positive	Total
ST. CLOUD MEDICAL GROUP		35			35
NIGHT LITE PEDIATRICS URGENT CARE		6	29	83%	35
CAREMOUNT MEDICAL - PATHOLOGY		35			35
GENPATH			34	100%	34
STAGEZERO LIFE SCIENCES INC		28	5	15%	33
DESOTO MEMORIAL HOSPITAL LAB			33	100%	33
US BIOTEK LABORATORIES			33	100%	33
DOCTOR'S MEMORIAL HOSPITAL		2	30	94%	32
UNKNOWN - BAD FACILITY CODE		2	30	94%	32
HEALTH FIRST-PALM BAY			32	100%	32
EXPERTUS LABORATORIES INC		10	21	68%	31
QUEST DIAGNOSTICS-VERO BEACH-37TH ST		31			31
BioReference Laboratories, Inc		21	10	32%	31
SCIONLAB SERVICES LLC		27	4	13%	31
MEDICAL DIAGNOSTIC LAB		1	30	97%	31
Quest Diag Unspecifd		5	25	83%	30
ST VINCENT'S BIRMINGHAM LABORATORY		30			30
MOBILE INFIRMARY MED CENTER PATH LAB		28	2	7%	30
NEW YORK STATE ELR - WHITE PLAINS HOSPITAL CENTER LAB		30			30
CAPITAL REGIONAL MEDICAL CENTER		1	29	97%	30
FAWCETT MEMORIAL HOSPITAL-LAB		1	29	97%	30
FINLAY CLINICAL LABORATORY INC		26	3	10%	29
CLINICAL RESEARCH SEQUENCING PLATFORM			29	100%	29
HUNTSVILLE HOSPITAL LABORATORY		22	7	24%	29
NEW YORK STATE ELR - QUEST DIAGNOSTICS NICHOLS		27	2	7%	29
NEW YORK STATE ELR - NEWYORK-PRESBYTERIAN/QUEENS DIAGNOSTIC		28	1	3%	29
ACCU REFERENCE MEDICAL LAB			29	100%	29
LABORATORY CORP OF AMERICA	1	9	19	66%	29
P4CLINICAL	3	2	24	83%	29
UNITED CLINICAL LABS			29	100%	29
TRADITION MEDICAL CENTER LABORATORY		8	20	71%	28
NXGEN MDX		18	10	36%	28
JEFFERY WEINZWEIG			28	100%	28
SOUTH LAKE HOSPITAL		1	27	96%	28
QUEST DIAGNOSTICS NICHOLS INSTITUTE- LPP		3	25	89%	28
QUEST DIAGNOSTIC INC	1	3	24	86%	28
TAMPA GENERAL HOSPITAL CLINICAL LAB			27	100%	27
SMA SPECIALTY MEDICAL LAB		1	26	96%	27
LABFIRST - DEPARTMENT OF PATHOLOGY		26	1	4%	27
SANFORD LABORATORIES		24	2	8%	26
INTERLAB		1	25	96%	26
ST JOSEPHS CHILDRENS OUTREACH			26	100%	26
CDC		17	9	35%	26
SUNCOAST LABS			26	100%	26
BLOCK, NATION, CHASE, AND SMOLEN FAMILY MEDICINE		17	9	35%	26
GENESIS LABORATORY MANAGEMENT		1	24	96%	25
CAPE CANAVERAL HOSPITAL			25	100%	25



# COVID-19: testing by laboratory

Data through Aug 5, 2020 verified as of Aug 6, 2020 at 09:25 AM

Data in this report are provisional and subject to change.

The numbers in the table below represent the number for whom test results were received by the Department of Health. A person can be tested by more than one laboratory and can have both positive and negative results. **Therefore, the sum of the numbers in each column will be larger than the total number of people tested.**

Reporting lab	Inconclusive	Negative	Positive	Percent positive	Total
MY CLINICAL LAB			25	100%	25
DOH-WEST PALM BEACH BRANCH LABORATORY			25	100%	25
QDX PATHOLOGY SERVICES		14	10	42%	24
NEW YORK STATE ELR - STONY BROOK UNIVERSITY MEDICAL CENTER		21	3	13%	24
CHILDREN'S HOSPITAL OF ALABAMA		24			24
GRAVITY DIAGNOSTICS		14	10	42%	24
LAB PLUS, LLC AT SAINT THOMAS WEST HOSPITAL		16	8	33%	24
QUEST DIAGNOSTICS INC.			24	100%	24
ST. ANTHONY'S HOSPITAL			24	100%	24
LABORATORY DYNAMICS		20	3	13%	23
RDX BIOSCIENCE,			23	100%	23
NEW YORK STATE ELR - CATHOLIC HEALTH SYSTEM DEPT LABORATORY		23			23
EXACT SCIENCES LABORATORIES, LLC			23	100%	23
BAYFRONT		21	2	9%	23
KENDALL REGIONAL MEDICAL CENTER LAB			22	100%	22
PALM BAY HOSPITAL		1	21	95%	22
PENNSYLVANIA DEPT OF HEALTH		19	3	14%	22
UNIVERSITY HEALTH SYSTEM INC		19	3	14%	22
AURORA DIAGNOSTICS BERNHARDT LABORATORIES PATHOLOGY SERVICE		22			22
ASSOCIATED CLINICAL LABORATORIES		21	1	5%	22
PATRICK AIR FORCE BASE		1	20	95%	21
LABORATORY SPECIALISTS OF MICHIGAN			21	100%	21
LAB			21	100%	21
POPLAR HEALTHCARE PLLC	1	10	10	48%	21
NEXT MOLECULAR ANALYTICS		1	20	95%	21
PATHGROUP LABS			21	100%	21
FLORIDA MEDICAL CLINIC		1	20	95%	21
CITRUS MEMORIAL HEALTH SYSTEM LAB		2	19	90%	21
GRAVITY DIAGNOSTICS, LLC		8	13	62%	21
ADVENT HEALTH CENTRA CARE		2	19	90%	21
HOLIDAY CVS LLC DBA CVSPHARMACY #5155		21			21
CAYUGA MEDICAL CENTER AT ITHACA		18	3	14%	21
SMA LAB		4	16	80%	20
ST. MARY'S MEDICAL CENTER LAB			20	100%	20
ST. CLOUD HOSPITAL		20			20
BROWARD HEALTH CORAL SPRINGS EPIDEMIOLOGY DEPT			20	100%	20
ASSOCIATED PATHOLOGISTS		16	4	20%	20
NEW YORK STATE ELR - UNIVERSITY HOSPITAL, STONY BROOK SOUTHAMPTON		20			20
MIAMI BEACH COMMUNITY HEALTH CENTER			20	100%	20
APP-UNIPATH, LLC		19	1	5%	20
DICKERT		17	2	11%	19
NORTH FLORIDA/SOUTH GEORGA VETERANS HEALTH SYSTEM			19	100%	19
ADVENT HEALTH FISH MEMORIAL		2	17	89%	19
MED HEALTH SERVICES		18	1	5%	19
MAYO CLINIC LABS - ROCHESTER SUPERIOR DRIVE		2	17	89%	19
VA		15	4	21%	19
INTEGRATED REGIONAL LABORATORIES - LARGO			19	100%	19

# COVID-19: testing by laboratory

Data through Aug 5, 2020 verified as of Aug 6, 2020 at 09:25 AM

Data in this report are provisional and subject to change.

The numbers in the table below represent the number for whom test results were received by the Department of Health. A person can be tested by more than one laboratory and can have both positive and negative results. **Therefore, the sum of the numbers in each column will be larger than the total number of people tested.**

Reporting lab	Inconclusive	Negative	Positive	Percent positive	Total
ARCPPOINT LABS OF TAMPA		1	18	95%	19
LABCORP OF AMERICA		4	14	78%	18
DIAGNOSTIC LABORATORY OF OKLAHOMA		18			18
FIRST CHOICE URGENT CARE			18	100%	18
STONE WASH CLINICAL LABORATORIES		2	16	89%	18
LECONTE MEDICAL CENTER LAB		14	4	22%	18
PALO ALTO VA MEDICAL CENTER		1	17	94%	18
VIERA HOSPITAL			18	100%	18
THE CENTER FOR URGENT CARE		3	15	83%	18
NORTH FLORIDA PEDIATRICS-LAKE CITY			18	100%	18
INTERCOASTAL MEDICAL GROUP			18	100%	18
PARRISH MEDICAL CENTER		1	16	94%	17
NEW YORK STATE ELR - BROOKDALE UNIVERSITY HOSPITAL		16	1	6%	17
PHYSICIANS REGIONAL HEALTHCARE SYSTEM			17	100%	17
DOCTORS MEMORIAL HOSPITAL		8	9	53%	17
ADVENTHEALTH CENTRA CARE SANFORD		2	15	88%	17
CLEVELAND CLINIC FOUNDATION		9	8	47%	17
WATSON CLINIC LLP SOUTH			17	100%	17
VAMC			17	100%	17
NEW YORK STATE ELR - WESTCHESTER MEDICAL CENTER		16			16
MADISON CORE LABORATORIES		15	1	6%	16
NEW YORK STATE ELR - QUEST DIAGNOSTICS INCORPORATED		13	3	19%	16
TGH		1	15	94%	16
GENESIS DIAGNOSTICS			16	100%	16
WUESTHOFF MEDICAL CENTER-MELBOURNE			16	100%	16
MOLECULAR TESTING LABS			16	100%	16
PRIDE DIAGNOSTICS		14	2	13%	16
FLORIDA DEPARTMENT OF HEALTH		10	5	33%	15
QUESTDIAGNOSTICS INCORPORATED		1	14	93%	15
DIATHERIX		13	2	13%	15
QUEST DIAGNOSTICS INCORPORATED			15	100%	15
VENICE REGIONAL MEDICAL LAB SERVICES			15	100%	15
NEW YORK STATE ELR - ROCHESTER GENERAL HOSPITAL LABORATORY		14	1	7%	15
NEW YORK STATE ELR - WILSON MEMORIAL REGIONAL MEDICAL CENTER		14	1	7%	15
NORTH SHORE UNIVERSITY HOSPITAL LABORATORY		14	1	7%	15
JACKSON HEALTH SYSTEM			15	100%	15
CENTRA CARE CONWAY			15	100%	15
LABCORP INC		2	13	87%	15
QUEST DIAGNOSTICS NICHOLS INSTITUTE - SJC (LPP)		10	5	33%	15
NEW YORK STATE ELR - LENOX HILL HOSPITAL		13	2	13%	15
SEVEN RIVERS REGIONAL MEDICAL CENTER		4	11	73%	15
IPSUM DIAGNOSTICS			15	100%	15
WUESTHOFF MEMORIAL HOSPITAL			15	100%	15
BAY MEDICAL CENTER SACRED HEART HEALTH SYSTEM			14	100%	14
OUT OF STATE		14			14
MILLENNIUM PHYSICIAN GROUP LCC			14	100%	14
ST FRANCIS HOSPITAL		11	3	21%	14

# COVID-19: testing by laboratory

Data through Aug 5, 2020 verified as of Aug 6, 2020 at 09:25 AM

Data in this report are provisional and subject to change.

The numbers in the table below represent the number for whom test results were received by the Department of Health. A person can be tested by more than one laboratory and can have both positive and negative results. **Therefore, the sum of the numbers in each column will be larger than the total number of people tested.**

Reporting lab	Inconclusive	Negative	Positive	Percent positive	Total
TIDE LABORATORIES		4	10	71%	14
GOLDEN GATE FAMILY CLINIC			14	100%	14
HEALTH CENTRAL HOSPITAL			14	100%	14
SUNTREE INTERNAL MEDICINE		14			14
BIO REFERNCE LABORATORIES		3	11	79%	14
CBS LABORATORY		1	13	93%	14
PARK WEST MEDICAL CENTER		13	1	7%	14
CENTRA CARE – WATERFORD LAKES			13	100%	13
NEW YORK STATE ELR - BRONX LEBANON HOSPITAL-MEDICAL CENTER		12	1	8%	13
SOUTHEAST FAMILY HEALTHCARE CENTER			13	100%	13
XERA MED RESEARCH			13	100%	13
WHITE WILSON MEDICAL CENTER CLINIC			13	100%	13
MEDCOMP SCIENCES			13	100%	13
ST. JOSEPHS HOSPITAL			13	100%	13
BAPTIST SOUTH MEDICAL CENTER		2	11	85%	13
NORTH OKALOOSA MEDICAL CENTER			13	100%	13
CLARITY LAB SOLUTIONS		3	9	75%	12
INTEGRITY LABORATORIES, LLC		5	7	58%	12
SUNQUEST		2	10	83%	12
ORLANDO HEALTH		2	10	83%	12
BROWARD DIALYSIS			12	100%	12
LABCORP - CLEARWATER		3	9	75%	12
REDITUS LABORATORIES			12	100%	12
DEPARTMENT OF VETERANS AFFAIRS MEDICAL CENTER			12	100%	12
DOH		1	11	92%	12
UVMCM MICROBIOLOGY		12			12
POARCH BANC CREEK INDIANS TRIBAL HEALTH DEPARTMENT			12	100%	12
PROTEUS MOLECULAR AND CLINICAL LAB		8	4	33%	12
SELECT LABORATORIES MARION COUNTY, LLC.			12	100%	12
BIO-REFERENCE LABORATORIES			12	100%	12
FLORIDA DEPT OF HEALTH		4	8	67%	12
TOTAL RENAL LABORATORIES INC		7	5	42%	12
ADVANCED URGENT CARE		10	2	17%	12
TEN HEALTHCARE		2	10	83%	12
LIFEBRITE	1		10	91%	11
HEALTH FIRST-VIERA HOSPITAL			11	100%	11
TRUGENX			11	100%	11
LABSTAT		1	10	91%	11
INDIAN RIVER MEDICAL CENTER		11			11
NIGHT LITE PEDIATRICS WINTER GARDEN		7	4	36%	11
ESCAMBIA COMMUNITY CLINIC			11	100%	11
PRECISION HEALTH SOLUTIONS LAB			11	100%	11
LAB INTERMARKET FACILITY LAB			11	100%	11
BOND CLINIC			11	100%	11
AMERICAN ESOTERIC LABORATORIES			11	100%	11
FLORIDA COMMUNITY HEALTH CENTER OF ST. LUCIE			11	100%	11
DELRAY MEDICAL CENTER LAB			11	100%	11

# COVID-19: testing by laboratory

Data through Aug 5, 2020 verified as of Aug 6, 2020 at 09:25 AM

Data in this report are provisional and subject to change.

The numbers in the table below represent the number for whom test results were received by the Department of Health. A person can be tested by more than one laboratory and can have both positive and negative results. **Therefore, the sum of the numbers in each column will be larger than the total number of people tested.**

Reporting lab	Inconclusive	Negative	Positive	Percent positive	Total
NEW JERSEY DEPARTMENT OF HEALTH COMMUNICABLE DISEASE SERVICE		3	7	70%	10
PARKWEST MEDICAL CENTER		9	1	10%	10
UPMC CHAUTAUQUA AT WCA LABORATORY		10			10
SELECT REFERENCE LABORATORIES, LLC			10	100%	10
QUEST INFECTIOUS DISEASE	1	5	4	40%	10
NORTH FLORIDA PEDIATRICS		1	9	90%	10
MAGNOLIA DIAGNOSTIC			10	100%	10
HEALTH FIRST CAPE CANAVERAL HOSPITAL			10	100%	10
LABCORP - MIAMI		4	6	60%	10
LAKE BALDWIN CBOC		9	1	10%	10
CORE LABORATORY		1	9	90%	10
JACKSON NORTH MEDICAL CENTER		1	9	90%	10
PERSONALIZED GENETIC TESTING			10	100%	10
MEDICAL LABORATORY DIAGNOSTICS			10	100%	10
BROWARD HEALTH CARE			10	100%	10
NEW YORK STATE ELR - ERIE COUNTY MEDICAL CTR CLINICAL LABS		10			10
NEW YORK STATE ELR - SARATOGA HOSPITAL LABORATORY		10			10
NEW YORK STATE ELR - CATHOLIC HEALTH SERVICES REGIONAL LABORATORY		8	2	20%	10
BAYCARE OUTREACH LABORATORY SERVICES		1	9	90%	10
VENICE REGIONAL MEDICAL CENTER			10	100%	10
NEW YORK STATE ELR - NEW YORK CITY DEPARTMENT OF HEALTH & MENTAL		9	1	10%	10
AMERICAN HEALTH ASSOCIATES OF TAMPA		2	8	80%	10
NEW YORK STATE ELR - GOOD SAMARITAN HOSPITAL LABORATORY		9			9
AMMON LABS			9	100%	9
BAYFRONT HEALTH SPRING HILL			9	100%	9
NEW YORK STATE ELR - LOURDES HOSPITAL INC		9			9
BAY CARE OCCUPATIONAL CLINIC			9	100%	9
HUNTINGTON HOSPITAL LABORATORY		8	1	11%	9
FLORIDA HOSPITAL LABS			9	100%	9
NEW YORK STATE ELR - VASSAR BROTHERS MEDICAL CENTER LABORATORY		9			9
LEON CHD		9			9
MICHIGAN DEPARTMENT OF HEALTH AND HUMAN SERVICES			9	100%	9
WESTPAC LABS			9	100%	9
DYNAMIC DNA LAB		1	8	89%	9
MINUTE CLINIC INCORPORATE		8	1	11%	9
CLINICAL PATHOLOGY LABS		1	8	89%	9
ADVENTHEALTH PALM COAST			9	100%	9
EAST ALABAMA MEDICAL CENTER LABORATORY		6	3	33%	9
XPRESS WELLNESS URGENT CARE			9	100%	9
THE COMMONWEALTH OF MASSACHUSETTS			8	100%	8
INTERNAL LAB		5	3	38%	8
CENTRA CARE - SAND LAKE			8	100%	8
DOCTOR'S IN HOUSE LAB			8	100%	8
TYNDALL AFB			8	100%	8
ELLENTON URGENT CARE			8	100%	8
BOCA BIOLISTICS REFERENCE LABORATORY			8	100%	8
Diatherix Laboratories, LLC		2	6	75%	8

# COVID-19: testing by laboratory

Data through Aug 5, 2020 verified as of Aug 6, 2020 at 09:25 AM

Data in this report are provisional and subject to change.

The numbers in the table below represent the number for whom test results were received by the Department of Health. A person can be tested by more than one laboratory and can have both positive and negative results. **Therefore, the sum of the numbers in each column will be larger than the total number of people tested.**

Reporting lab	Inconclusive	Negative	Positive	Percent positive	Total
GENEUS DIAGNOSTICS			8	100%	8
ST JOSEPHS HOSPITAL			8	100%	8
NORTH CAROLINA DEPARTMENT OF HEALTH & HUMAN SERVICES			8	100%	8
NEW YORK STATE ELR - NORTH CENTRAL BRONX HOSP		7	1	13%	8
BAYFRONT HEALTH PORT CHARLOTTE			8	100%	8
NEW YORK STATE ELR - JAMES J PETERS VA MEDICAL CENTER		6	2	25%	8
DEVANSH LAB WERKS INC		6	2	25%	8
UMHC/SYLVESTER AT KENDALL		1	7	88%	8
BAY PINES VA		1	7	88%	8
STATE LAB		1	7	88%	8
ADVENT HEALTH SEBRING			8	100%	8
ST JOSEPH'S HEALTHLINE		1	7	88%	8
PROMEDICA LABORATORIES		7	1	13%	8
SPORTS DRUG TESTING LABORATORY			8	100%	8
MIDWAY SPECIALTY CARE CENTER			8	100%	8
PRATTVILLE BAPTIST HOSPITAL		7	1	13%	8
ST VINCENTS MEDICAL CENTER RIVERSIDE NURSING			8	100%	8
CONSOLIDATED LAB SERVICES		8			8
ST MARY'S MEDICAL CENTER		1	7	88%	8
ROCKLEDGE			7	100%	7
LONGLEAF DIAGNOSTIC LABORATORIES		2	5	71%	7
ST CATHERINE OF SIENA HOSPITAL		7			7
NORTHWELL HEALTH PLAINVIEW HOSPITAL LABORATORY		5	2	29%	7
NORTHWEST FLORIDA COMMUNITY HOSPITAL		1	6	86%	7
PECONIC BAY MEDICAL CENTER LABORATORY		6	1	14%	7
NO NAME		5	2	29%	7
WATSON CLINIC LLP MAIN			7	100%	7
CANTON-POTSDAM HOSPITAL LABORATORY		7			7
NEW YORK STATE ELR - ST PETER'S BENDER LABORATORY		7			7
BAYCARE LABORATORIES			7	100%	7
PENSACOLA PEDIATRICS			7	100%	7
FLORIDA CLINICAL LAB			7	100%	7
UNIVERSITY HOSPITAL - STONY BROOK EASTERN		7			7
BIOFIRE			7	100%	7
WOLFSON CHILDREN'S HOSPITAL			7	100%	7
NEW YORK PRESBYTERIAN - ALLEN HOSPITAL		7			7
FLORIDA DEPARTMENT OF HEALTH IN LAKE COUNTY		3	4	57%	7
FLORIDA DEPARTMENT OF HEALTH IN HILLSBOROUGH COUNTY			7	100%	7
NADAL PEDIATRICS - VICTORIA STREET (3385)			7	100%	7
HIGHLANDS MEDICAL CENTER		7			7
X-GENE MOLECULAR LABS		1	6	86%	7
HEALTHMARK REGIONAL HOSPITAL LAB		3	4	57%	7
BAYONET POINT MEDICAL CENTER			7	100%	7
SYLVESTER AT PLANTATION LABORATORY		6	1	14%	7
SOUTHEAST ALABAMA MEDICAL CENTER			7	100%	7
LAKE CITY VETERANS HOSPITAL			7	100%	7
CLEVELAND CLINIC			7	100%	7



# COVID-19: testing by laboratory

Data through Aug 5, 2020 verified as of Aug 6, 2020 at 09:25 AM

Data in this report are provisional and subject to change.

The numbers in the table below represent the number for whom test results were received by the Department of Health. A person can be tested by more than one laboratory and can have both positive and negative results. **Therefore, the sum of the numbers in each column will be larger than the total number of people tested.**

Reporting lab	Inconclusive	Negative	Positive	Percent positive	Total
NEW YORK STATE ELR - HUDSON VALLEY HOSPITAL CENTER LABORATORY		6	1	14%	7
ORMOND BEACH CENTRA CARE			7	100%	7
NORTH BAY HOSPITAL			7	100%	7
FLORIDA WOMAN CARE LABORATORY			6	100%	6
ARCHBOLD MEMORIAL HOSPITAL/LAB		3	3	50%	6
ST. JOSEPH'S HOSPITAL LAB			6	100%	6
PALM BEACH PATHOLOGY		4	2	33%	6
LEE COUNTY HEALTH DEPARTMENT		4	2	33%	6
ST ELIZABETH MEDICAL CENTER LABORATORY		6			6
SOUTH SEMINOLE HOSPITAL		1	5	83%	6
CREATIVE TESTING SOLUTIONS			6	100%	6
LEE MEMORIAL LAB GULF COAST			6	100%	6
MONTEFIORE NEW ROCHELLE HOSPITAL		6			6
MICHIGAN DEPARTMENT OF COMMUNITY HEALTH		1	5	83%	6
ST VINCENT'S EAST LABORATORY		6			6
ADVENTHEALTH CENTRA CARE ORMOND BEACH			6	100%	6
LABORATORY OF FLORIDA			6	100%	6
TRUE HEALTH DIAGNOSTICS		1	5	83%	6
ST JOSEPH HOSPITAL		5	1	17%	6
STATEN ISLAND UNIVERSITY HOSPITAL-POUCH		6			6
SACRED HEART HEALTH SYSTEM			6	100%	6
EGL GENETIC DIAGNOSTICS		1	5	83%	6
PATHOGENIUS LABORATORIES		2	4	67%	6
TPCA CLINICAL LABORATORIES		3	3	50%	6
FHMG LAKE MARY PEDS		5	1	17%	6
LABCORP NEW PORT RICHEY			6	100%	6
ACH			6	100%	6
NEW YORK STATE ELR - LABORATORY ALLIANCE OF CENTRAL NEW		6			6
NEW YORK STATE ELR - JAMAICA HOSPITAL MEDICAL CENTER		6			6
SHELBY COUNTY HEALTH CARE CORPORATION		4	2	33%	6
CONNECTICUT DEPARTMENT OF HEALTH		5	1	17%	6
NEIGHBORHOOD MEDICAL CENTER		6			6
AEL KNOXVILLE			5	100%	5
NEW YORK STATE ELR - SOUTHSIDE HOSPITAL NORTHWELL HEALTH LABORATORY		4	1	20%	5
Cleveland Clinic Laboratories		1	4	80%	5
THE VILLAGES CLINICAL LAB		4	1	20%	5
SPECIALITY LABORATORIES,INC		4	1	20%	5
BROOKWOOD BAPTIST MEDICAL CENTER		5			5
ADVENT HEALTH CENTRA CARE PALM COAST			5	100%	5
TAMIAMI LAB MILLENNIUM			5	100%	5
TMH PHYSICIAN PARTNERS - MONTICELLO		5			5
BOCA RATON REGIONAL HOSPITAL LAB			5	100%	5
KEY PRIMARY CASE			5	100%	5
DALE MEDICAL CENTER		2	3	60%	5
MINUTECLINIC DIAGNOSTIC OF RHODE ISLAND, LLC #729		4	1	20%	5
SUNCOAST COMMUNITY HEALTH CENTERS PEDIATRICS		1	4	80%	5
XRL SXF REF LAB		5			5



# COVID-19: testing by laboratory

Data through Aug 5, 2020 verified as of Aug 6, 2020 at 09:25 AM

Data in this report are provisional and subject to change.

The numbers in the table below represent the number for whom test results were received by the Department of Health. A person can be tested by more than one laboratory and can have both positive and negative results. **Therefore, the sum of the numbers in each column will be larger than the total number of people tested.**

Reporting lab	Inconclusive	Negative	Positive	Percent positive	Total
JFK MEDICAL CENTER NORTH LAB			5	100%	5
LAKELAND REGIONAL HEALTH			5	100%	5
UPMC HEALTH SYSTEM		4	1	20%	5
AMELIA MEDICAL CARE			5	100%	5
LABCORP BURLINGTON CYTO		4	1	20%	5
BIOTECH			5	100%	5
LEHIGH VALLEY HOSPITAL		3	2	40%	5
CHILDREN'S HOSPITAL OF PHILADELPHIA		5			5
TALLAHASSEE PRIMARY CARE ASSOC, PA		5			5
CHEMISYS LABORATORIES			5	100%	5
ST ANTHONY NORTH			5	100%	5
ARNOT OGDEN MEDICAL CENTER LABORATORY		5			5
DOH JACKSONVILLE CENTRAL LABORATORY		3	2	40%	5
FLOWERS HOSPITAL		1	4	80%	5
BROWARD COUNTY HEALTH DEPT.			5	100%	5
UNKNOWN LAB			5	100%	5
FRANCES WARDE MEDICAL LABORATORY		2	3	60%	5
WINTER HAVEN HOSPITAL			5	100%	5
LABCORP - NAPLES			5	100%	5
DOCTORS MEMORIAL FAMILY MEDICINE			5	100%	5
BALDWIN PEDIATRICS			4	100%	4
DCH REGIONAL MEDICAL CENTER LABORATORY		4			4
DAVITA LABORATORY		4			4
STATEN ISLAND UNIVERSITY HOSPITAL SEGUINE AVE		4			4
ADVENTHEALTH MEDICAL GROUP		3	1	25%	4
OKLAHOMA STATE UNIVERSITY DIAGNOSTIC LAB			4	100%	4
EXPRESS TESTING-ONE			4	100%	4
COVENIENT CARE MEDICAL CLINIC			4	100%	4
NEW YORK STATE ELR - BROOKLYN HOSPITAL CENTER DOWNTOWN CAMPUS		4			4
LINCOLN MEDICAL AND MENTAL HEALTH CENTER		4			4
COLORADO DEPARTMENT OF PUBLIC HEALTH AND ENVIRONMENT			4	100%	4
FINLAY C. LABORATORY		3	1	25%	4
Covance Central Laboratory			4	100%	4
NICHOLS INSTITUTE QUEST DIAGNOSTICS		2	2	50%	4
INTERMARKET FACILITY			4	100%	4
COMMUNITY HEALTH OF SOUTH FLORIDA			4	100%	4
LAWTON CHILES HEALTH CENTER			4	100%	4
THOMAS JEFFERSON UNIVERSITY HOSPITAL		4			4
BEAUMONT LABORATORY			4	100%	4
LAB CORP OF AMERICA		1	3	75%	4
KEYS MEDICAL GROUP			4	100%	4
DTR LABS		3	1	25%	4
ACHS		2	2	50%	4
MISSOURI DEPARTMENT OF HEALTH AND SENIOR SERVICES			4	100%	4
LEE MEMORIAL HEALTH PARK LAB			4	100%	4
STATEN ISLAND UNIVERSITY HOSPITAL		4			4
SOUTHWESTERN REGIONAL MEDICAL CENTER - TULSA		4			4

# COVID-19: testing by laboratory

Data through Aug 5, 2020 verified as of Aug 6, 2020 at 09:25 AM

Data in this report are provisional and subject to change.

The numbers in the table below represent the number for whom test results were received by the Department of Health. A person can be tested by more than one laboratory and can have both positive and negative results. **Therefore, the sum of the numbers in each column will be larger than the total number of people tested.**

Reporting lab	Inconclusive	Negative	Positive	Percent positive	Total
MEDLOGIC, LLC		1	3	75%	4
ILLINOIS DEPT OF PUBLIC HEALTH LAB - SPRINGFIELD			4	100%	4
COASTAL LABORATORIES			4	100%	4
METROPOLITAN HOSPITAL CENTER		4			4
QUEST DIAGNOSTIC INC TECHINICAL			4	100%	4
NEW YORK STATE ELR - SAMARITAN HOSPITAL LABORATORY		4			4
PRECISION LABS LLC		1	3	75%	4
PEDIATRIC HEALTH CARE ALLIANCE			4	100%	4
IRL MARKET LAB			4	100%	4
GENUS DIAGNOSTICS			4	100%	4
NEWYORK-PRESBYTERIAN/ LAWRENCE HOSPITAL LABORATORY		4			4
QUEST DIAGNOSTICS- MELBOURNE			4	100%	4
MANATEE PEDIATRICS			4	100%	4
BAY CARE			4	100%	4
PATHGROUP			4	100%	4
FISHERMEN'S HOSPITAL			4	100%	4
QUATRACOR PLLC		3			3
TIMBER RIDGE LABORATORY			3	100%	3
ST. MARYS MEDICAL CENTER			3	100%	3
PALMS WEST HOSPITAL			3	100%	3
AIM LABORATORIES			3	100%	3
DORAL URGENT CARE			3	100%	3
NORTH BROWARD HOSPITAL DISTRICT HEALTHCARE FOR THE HOMELESS			3	100%	3
LAKE WALES MEDICAL CENTER INC			3	100%	3
BRANCH MEDICAL CLINIC			3	100%	3
ABBOTT			3	100%	3
BAPTIST MEDICAL CENTER EAST		2	1	33%	3
MOLECULAR DIAGNOSTICS			3	100%	3
JOE DIMAGGIO CHILDREN'S HOSPITAL		1	2	67%	3
EMERGENCY MEDICAL CENTER			3	100%	3
FAMILY HEALTH CENTERS OF SWF LABS			3	100%	3
JACKSON SOUTH COMMUNITY HOSPITAL LAB			3	100%	3
BAYCARE MEDICAL GROUP INC			3	100%	3
NEW YORK STATE ELR - JACOBI MEDICAL CENTER		3			3
GULF COAST MEDICAL GROUP			3	100%	3
VIRTUA VOORHEES HOSPITAL		3			3
NEW YORK STATE ELR - LONG ISLAND JEWISH MED CTR		3			3
KEY WEST URGENT CARE, INC		3			3
WESLEY CHAPEL INTERNAL MEDICINE AND PEDIATRICS			3	100%	3
MIAMI CANCER INSTITUTE			3	100%	3
BOZEMAN HEALTH DEACONESS HOSPITAL		3			3
NORTH NAPLES HOSPITAL RESPIRATORY THERAPY DEPARTMENT			3	100%	3
NEW YORK STATE ELR - ORANGE REGIONAL MEDICAL CENTER LABORATORY		3			3
INDIAN RIVER CHD VERO BEACH		2	1	33%	3
ST LUKES HOSPITAL LABORATORY		2	1	33%	3
WAKEMED		1	2	67%	3
VIRGINIA DIVISION OF CONSOLIDATED LABORATORIES			3	100%	3

# COVID-19: testing by laboratory

Data through Aug 5, 2020 verified as of Aug 6, 2020 at 09:25 AM

Data in this report are provisional and subject to change.

The numbers in the table below represent the number for whom test results were received by the Department of Health. A person can be tested by more than one laboratory and can have both positive and negative results. **Therefore, the sum of the numbers in each column will be larger than the total number of people tested.**

Reporting lab	Inconclusive	Negative	Positive	Percent positive	Total
BARONESS ERLANGER HOSPITAL		3			3
JOHNS HOPKINS MEDICAL LABORATORIES		1	2	67%	3
NOAH CLINICAL LABORATORY			3	100%	3
SAMARITAN MEDICAL CENTER		3			3
PUBLIC HEALTH LAB		3			3
NORTHSHORE UNIVERSITY HEALTHSYSTEM EVANSTON HOSPITAL LAB			3	100%	3
BAYCARE OUTREACH LABORATORY HOSPITAL			3	100%	3
QUEST DIAGNOSTIC			3	100%	3
NORTHERN DUTCHESS HOSPITAL LABORATORY		3			3
LABCORP DIAGNOSTICS-MIAMI		2	1	33%	3
MONTEFIORE ST LUKE'S CORNWALL HOSPITAL		2	1	33%	3
PINELLAS COUNTY HEALTH DEPARTMENT		2	1	33%	3
PENNSYLVANIA DEPARTMENT OF HEALTH BUREAU OF LABORATORIES			3	100%	3
DOH-TAMPA BRANCH LABORATORY (MLK BLVD)			3	100%	3
CENTRAL FLORIDA HEALTH CARE INC			3	100%	3
PHYSICIANS STAT			3	100%	3
OPTUM LABS LLC			3	100%	3
NAPHCARE, INC.			3	100%	3
COMMUNITY HEALTH NORTHWEST FLORIDA			3	100%	3
MHHS All Lab Subsection		3			3
ILLINOIS DEPARTMENT OF PUBLIC HEALTH			3	100%	3
TAMPA GENERAL HOSPITAL LABORATORY			3	100%	3
VA OUTPATIENT			3	100%	3
MARSHALL MEDICAL CENTER SOUTH LAB		2	1	33%	3
FHMG-FLORIDA HOSPITAL MEDICAL GROUP		1	2	67%	3
ASCENSION ST. VINCENT'S PRIMARY CARE			3	100%	3
METHODIST MEDICAL CENTER		2	1	33%	3
ALACHUA COUNTY HEALTH DEPARTMENT			3	100%	3
WOODHULL MEDICAL AND MENTAL HEALTH CTR		2			2
LABCORP - OHIO			2	100%	2
UK HEALTHCARE			2	100%	2
PHYSICIANS LABORATORY SERVICES			2	100%	2
URGENT CARE TCMA			2	100%	2
NEW YORK STATE ELR - GLENS FALLS HOSPITAL DEPARTMENT OF PATHOLOGY		2			2
WHOLE CHILD PEDIATRICS			2	100%	2
PPD			2	100%	2
NOVANT HEALTH GOHEALTH URGENT CARE-HARRISBURG			2	100%	2
UNIVERSITY OF MIAMI			2	100%	2
PREMIER LABORATORY SERVICES, LLC			2	100%	2
OKLAHOMA STATE DEPARTMENT OF HEALTH-PUBLIC HEALTH LABORATORY			2	100%	2
KETTERING HEALTH			2	100%	2
MALABAR/ADVENT CENTRA CARE			2	100%	2
LEESBURG REGIONAL MEDICAL CENTER		1	1	50%	2
LABCORP - LEESBURG			2	100%	2
RICHMOND UNIVERSITY MEDICAL CENTER		1	1	50%	2
NEW YORK STATE ELR - AUBURN COMMUNITY HOSPITAL		2			2
NEW YORK STATE ELR - BELLEVUE HOSPITAL CENTER DEPARTMENT		2			2

# COVID-19: testing by laboratory

Data through Aug 5, 2020 verified as of Aug 6, 2020 at 09:25 AM

Data in this report are provisional and subject to change.

The numbers in the table below represent the number for whom test results were received by the Department of Health. A person can be tested by more than one laboratory and can have both positive and negative results. **Therefore, the sum of the numbers in each column will be larger than the total number of people tested.**

Reporting lab	Inconclusive	Negative	Positive	Percent positive	Total
NEBRASKA MEDICAL CENTER			2	100%	2
NEW YORK STATE DEPARTMENT OF HEALTH		1	1	50%	2
WATAUGA MEDICAL CENTER		1	1	50%	2
THOMAS LANGLEY			2	100%	2
VIRTUA MEMORIAL HOSPITAL BURLINGTON COUNTY			2	100%	2
WALGREENS #5317		2			2
VIGILINT HEALTHCARE		1	1	50%	2
UNIVERSITY OF WASHINGTON MEDICAL CENTER			2	100%	2
SOUTH GEORGIA MEDICAL CENTER			2	100%	2
ST. JOSEPH REGIONAL MEDICAL CENTER			2	100%	2
UC CORAL GABLES			2	100%	2
SHARP MEMORIAL HOSPITAL MICROBIOLOGY DEPT			2	100%	2
SIGNATURE CARE PFLUGERVILLE			2	100%	2
UNIVERSITY OF CHICAGO MEDICAL CENTER LAB			2	100%	2
RUSH UNIVERSITY MEDICAL CENTER LABORATORY			2	100%	2
ST VINCENT'S CHILTON		1	1	50%	2
UNIVERSITY HOSPITAL OF BROOKLYN		2			2
LEGACY LABORATORY SERVICES			2	100%	2
TALLAHASSEE MEMORIAL HOSPITAL/MICROBIOLOGY LAB			2	100%	2
UNIVERSITY HOSPITAL			2	100%	2
GEORGIA DEPARTMENT OF PUBLIC HEALTH			2	100%	2
AHSE ROP		2			2
BETH ISRAEL DEACONESS MEDICAL CENTER			2	100%	2
FLORIDA HOSPITAL			2	100%	2
QUEST DIAGNOSTICS-OCALA-SE 3RD		2			2
PREMIER MEDICAL LABORATORY			2	100%	2
NEW HAMPSHIRE PUBLIC HEALTH LABORATORIES		2			2
MIDMICHIGAN MEDICAL CENTER			2	100%	2
AMERICAN FAMILY CARE- ORANGE BEACH			2	100%	2
MEDRITE			2	100%	2
NEW HAMPSHIRE DEPARTMENT OF HEALTH AND HUMAN SERVICES		1	1	50%	2
ALLIANCE PEDIATRICS			2	100%	2
HEALTH FIRST IBM-UX			2	100%	2
ACADIAN DIAGNOSTIC LABORATORIES		2			2
COASTAL MED URGENT CARE			2	100%	2
DOCTOR'S IN HOUSE LABORATORY			2	100%	2
LABCORP PHOENIX			2	100%	2
CORAL GABLES HOSPITAL			2	100%	2
GALEN BAYLOR EXTENSION		2			2
MONROE COUNTY HOSPITAL		2			2
ERIE COUNTY MEDICAL CTR CLINICAL LABS		2			2
DEACONESS HOSPITAL			2	100%	2
HOME ACCESS HEALTH			2	100%	2
INTERNAL MEDICINE ASSOCIATES-DUNELLON			2	100%	2
SSM HEALTH ST LOUIS MICROBIOLOGY LABORATORY		1	1	50%	2
GEISINGER MEDICAL CENTER		2			2
SHELBY BAPTIST MEDICAL CENTER			2	100%	2

# COVID-19: testing by laboratory

Data through Aug 5, 2020 verified as of Aug 6, 2020 at 09:25 AM

Data in this report are provisional and subject to change.

The numbers in the table below represent the number for whom test results were received by the Department of Health. A person can be tested by more than one laboratory and can have both positive and negative results. **Therefore, the sum of the numbers in each column will be larger than the total number of people tested.**

Reporting lab	Inconclusive	Negative	Positive	Percent positive	Total
AMERICAN MEDICAL LABORATORIES			2	100%	2
ALABAMA DEPARTMENT OF PUBLIC HEALTH			2	100%	2
ST PETERSBURG PEDIATRICS-EAST BAY			2	100%	2
ST CHARLES HOSPITAL LABORATORY		2			2
GUTHRIE MEDICAL GROUP LABORATORIES		2			2
OHIO DEPARTMENT OF HEALTH LABORATORY		2			2
ADVENTHEALTH PEDIATRICS/LAKE MARY PEDS		1	1	50%	2
CENTRA CARE HUNTER'S CREEK			2	100%	2
BIODESIX, INC.		2			2
QUEENS HOSPITAL CENTER		2			2
CALHOUN LIBERTY HOSPITAL			2	100%	2
BAY CARE LAB SERVICES/ST. ANTHONY'S HOSPITAL			2	100%	2
ROCKEFELLER UNIVERSITY CLINICAL GENOMICS LABORATOR		2			2
QUEST DIAGNOSITCS INCORPORATED			2	100%	2
MEMORIAL SLOAN KETTERING CANCER CENTER		1	1	50%	2
BFT LAB			2	100%	2
BIRMINGHAM VAMC		1	1	50%	2
ADVANCED MEDICAL CARE			2	100%	2
LAKE MARY KIDS CENTRA CARE			2	100%	2
JACKSON LABORATORY OF GENOMIC MEDICINE		2			2
ALVERNO CLINICAL LABORATORIES			2	100%	2
OHIO STATE UNIVERSITY MEDICAL CENTER			2	100%	2
MAYO			2	100%	2
NEW YORK STATE ELR - NEW YORK PRESBYTERIAN-LOWER MANHATTAN		2			2
NEW YORK STATE ELR - LONG ISLAND JEWISH VALLEY STREAM		2			2
JOHNSON CITY MEDICAL CENTER		1	1	50%	2
LINCOLN DIAGNOSTIC LAB		2			2
MAILBOX DIAGNOSTICS		1	1	50%	2
CONEMAUGH MEMORIAL MEDICAL CENTER		2			2
EISENHOWER ARMY MEDICAL CENTER			2	100%	2
JOHN D. ARCHBOLD MEM. HOSPITAL			2	100%	2
FLORIDA CLINICAL LABORATORY INC			2	100%	2
IOWA DEPARTMENT OF PUBLIC HEALTH			2	100%	2
HEART OF FLORIDA HMA			2	100%	2
MADISON COUNTY MEMORIAL HOSP		1	1	50%	2
LABCORP - STUART		1	1	50%	2
MONTANA PUBLIC HEALTH LAB			2	100%	2
NEW YORK STATE ELR - COLUMBIA MEMORIAL HOSPITAL LABORATORY		2			2
CONNECTDX			2	100%	2
FLORIDA HEALTH CARE PLANS			2	100%	2
CAPTAIN JAMES A. LOVELL FEDERAL HEALTHCARE CENTER			2	100%	2
LABCORP RARITAN		2			2
AMEERAH LABS			2	100%	2
BIO-TECH CLINICAL LABORATORIES			2	100%	2
BAYFRONT HEALTH PUNTA GORDA			2	100%	2
SPARROW CENTRAL LAB			2	100%	2
FCHC (OB)-DARWIN SQUARE CTR.			2	100%	2



# COVID-19: testing by laboratory

Data through Aug 5, 2020 verified as of Aug 6, 2020 at 09:25 AM

Data in this report are provisional and subject to change.

The numbers in the table below represent the number for whom test results were received by the Department of Health. A person can be tested by more than one laboratory and can have both positive and negative results. **Therefore, the sum of the numbers in each column will be larger than the total number of people tested.**

Reporting lab	Inconclusive	Negative	Positive	Percent positive	Total
COLLIER COUNTY HEALTH DEPT.			2	100%	2
Cleveland Clinic Weston			2	100%	2
TREASURE COAST COMMUNITY HEALTH			2	100%	2
ALTRU DIAGNOSTICS INC			2	100%	2
ADVANCED URGENT CARE CENTER OF THE UPPER KEYS			2	100%	2
SARASOTA MEMORIAL MEDICAL URGENT CARE CENTER			2	100%	2
NOVANT HEALTH INPATIENT CARE			2	100%	2
OMNI			2	100%	2
CELERION			2	100%	2
SCDHEC BUREAU OF LABORATORIES			2	100%	2
LABCORP - LADY LAKE			1	100%	1
ECLRS			1	100%	1
KETTERING MEDICAL CENTER			1	100%	1
COASTAL MEDICAL LAB			1	100%	1
ORMC-ARDEN/EOI			1	100%	1
FHMG_CTR FOR SENIOR HEALTH			1	100%	1
HOLY NAME MEDICAL CENTER		1			1
KENTUCKY CABINET FOR HEALTH AND FAMILY SERVICES			1	100%	1
HELIX DIAGNOSTICS			1	100%	1
MINUTECLINIC DIAGNOSTIC OF TEXAS		1			1
HAWAII DEPARTMENT OF HEALTH LAB			1	100%	1
ONSLow MEMORIAL HOSPITAL LABORATORY		1			1
PATHLINE			1	100%	1
WILMINGTON VA MEDICAL CENTER			1	100%	1
BERKSHIRE MEDICAL CENTER			1	100%	1
CAROMONT HEALTH			1	100%	1
HOUSTON HEALTH DEPARTMENT - BUREAU OF LABORATORY SERVICES			1	100%	1
AZALEA HEALTH			1	100%	1
GEORGETOWN URGENT CARE			1	100%	1
JRS LABORATORY			1	100%	1
FLORIDA HOSPITAL ALTAMONTE			1	100%	1
HARDIN MEMORIAL HOSPITAL - HEARTLAND PATHOLOGY CONSULTANTS			1	100%	1
FORT SANDERS REGIONAL LABORATORY		1			1
AMD			1	100%	1
CFCH - FROSTPROOF			1	100%	1
DOCTOR'S WALK-IN CLINIC / QUEST DIAGNOSTICS			1	100%	1
DALLAS MEDICAL CENTER			1	100%	1
ACL LABORATORIES INDUSTRIAL TOXICOLOGY			1	100%	1
COCOA BEACH/ADVENT CENTRA		1			1
BAPTIST HEALTH EXPRESS CARE AT KEY BISCAYNE			1	100%	1
BAYCARE MEDICAL GROUP			1	100%	1
ADVANCED MEDICAL LABORATORIES (AML)			1	100%	1
BIOMERIEUX			1	100%	1
BIODORON LABORATORIES			1	100%	1
BAYONET POINT HOSPITAL LAB			1	100%	1
CALIFORNIA PUBLIC HEALTH LABORATORY			1	100%	1
CHATSWORTH ASSISTED LIVING COMMUNITY AT PGA NATIONAL			1	100%	1



# COVID-19: testing by laboratory

Data through Aug 5, 2020 verified as of Aug 6, 2020 at 09:25 AM

Data in this report are provisional and subject to change.

The numbers in the table below represent the number for whom test results were received by the Department of Health. A person can be tested by more than one laboratory and can have both positive and negative results. **Therefore, the sum of the numbers in each column will be larger than the total number of people tested.**

Reporting lab	Inconclusive	Negative	Positive	Percent positive	Total
BRISTOL REGINAL MEDICAL CENTER			1	100%	1
ALABAMA REFERENCE LAB			1	100%	1
ADVANCED LABORATORY SERVICES			1	100%	1
HANCOCK REGIONAL HOSPITAL		1			1
JEFFERSON COUNTY HEALTH DEPARTMENT-MONTICELLO		1			1
DEPARTMENT OF HEALTH AND HUMAN SERVICES DIVISION OF BEHAVIORAL HEALTH		1			1
KANA MEDICAL			1	100%	1
ALLIANCE LABS @LRMC			1	100%	1
MID FLORIDA CLINICAL LABORATORY			1	100%	1
ARKANSAS DEPARTMENT OF HEALTH			1	100%	1
ARNOLD PALMER HOSPITAL LABORATORY			1	100%	1
CELEBRATION HOSPITAL			1	100%	1
INTERMOUNTAIN CENTRAL LAB			1	100%	1
EXOSOME DIAGNOSTICS		1			1
AFFILIATED LABORATORIES INC			1	100%	1
UNIVERSITY LAB			1	100%	1
APPALACHIAN REGIONAL HEALTHCARE SYSTEM		1			1
ALLIANCE LABORATORY SERVICES			1	100%	1
ADVENTIST HINSDALE HOSPITAL LABORATORY			1	100%	1
VA HOSPITAL			1	100%	1
VERMONT DEPARTMENT OF HEALTH LABORATORY		1			1
ADVENTHEALTH CENTRA CARE APOPKA			1	100%	1
VA GREATER LOS ANGELES HEALTH CARE SYSTEM			1	100%	1
UAB			1	100%	1
STANLY REGIONAL MEDICAL CENTER			1	100%	1
TAMIAMI LAB MILLENIUUM			1	100%	1
CQUENTIA NGS, LLC			1	100%	1
COMPUNET CLINICAL LAB			1	100%	1
TAMPA		1			1
TIMPANOGOS REGIONAL HOSPITAL			1	100%	1
BARDMOOR LABORATORY			1	100%	1
COLORADO DEPARTMENT OF HEALTH LABORATORY SERVICES DIVISION			1	100%	1
BROOKSVILLE REGIONAL HOSPITAL			1	100%	1
LAB CORP PHOENIX			1	100%	1
CGH MEDICAL CENTER			1	100%	1
WASHINGTON STATE DEPARTMENT OF HEALTH PUBLIC HEALTH LABORATORIES			1	100%	1
US LABORATORIES			1	100%	1
VRL EUROFINs			1	100%	1
WELLINGTON WEST 100176			1	100%	1
CAROLINAS HEALTHCARE SYSTEM LAB			1	100%	1
BAPTIST ER TOWN CTR			1	100%	1
WEST PACIFIC MEDICAL LABORATORY			1	100%	1
CBC LAB			1	100%	1
DSI LABORATORIES-NAPLES-7TH			1	100%	1
WEST KENDALL HOSPITAL			1	100%	1
WEST VIRGINIA UNIVERSITY HOSPITALS			1	100%	1
KANSAS DEPARTMENT OF HEALTH			1	100%	1

# COVID-19: testing by laboratory

Data through Aug 5, 2020 verified as of Aug 6, 2020 at 09:25 AM

Data in this report are provisional and subject to change.

The numbers in the table below represent the number for whom test results were received by the Department of Health. A person can be tested by more than one laboratory and can have both positive and negative results. **Therefore, the sum of the numbers in each column will be larger than the total number of people tested.**

Reporting lab	Inconclusive	Negative	Positive	Percent positive	Total
JOHN D. ARCHBOLD MEMORIAL HOSPITAL			1	100%	1
HIGHLANDS CLINICAL LABORATORY			1	100%	1
UC SAN DIEGO HEALTH			1	100%	1
EDGAR PRICE FAMILY & CHILDREN HEALTHCARE CENTER			1	100%	1
HARLEM HOSPITAL CENTER		1			1
FLORIDA HOSPITAL KISSIMMEE			1	100%	1
CITRUS PARK			1	100%	1
CATHOLIC HEALTH SYSTEM DEPT LABORATORY		1			1
DELAWARE DIAGNOSTICS LABS			1	100%	1
CONEY ISLAND HOSPITAL		1			1
CAH ACQUISITION COMPANY 11 LLC			1	100%	1
BLOOD SYSTEMS LABORATORIES			1	100%	1
BEEBE MEDICAL CENTER LABORATORY		1			1
BLOUNT MEMORIAL HOSPITAL		1			1
TUFTS MEDICAL CENTER			1	100%	1
FLORIDA CLINICAL LABORATORY - BIOREFERENCE LABORATORIES			1	100%	1
ACCESSLAB		1			1
ACCESS HEALTH CARE			1	100%	1
BEAUMONT REFERENCE LABORATORY			1	100%	1
APS-SUMMIT CARE PHARMACY, LLC DBA OMNICARE		1			1
SANFORD REGIONAL HOSPITAL WORTHINGTON		1			1
FLORIDA HOSPITAL LAB			1	100%	1
FLORIDA DEPARTMENT OF HEALTH PALM BEACH COUNTY			1	100%	1
LABCORP - JACKSONVILLE			1	100%	1
GIFFORD MEMORIAL HOSPITAL		1			1
BAYLOR ESOTERIC AND MOLECULAR LAB			1	100%	1
VIRACOR			1	100%	1
HEALTH NETWORK LABORATORIES		1			1
UNIVERSITY OF MISSOURI HEALTH CARE			1	100%	1
UTMB PATHOLOGY CLINICAL SERVICES LABORATORY			1	100%	1
EXCEL URGENT CARE OF NJ			1	100%	1
SENTARA NORFOLK GENERAL HOSPITAL CENTRAL LAB			1	100%	1
SOUTHWEST FLORIDA DIVISION LAB			1	100%	1
WELLNOW URGENT CARE		1			1
DOCS URGENT CARE			1	100%	1
UNIVERSITY HOSPITALS OF CLEVELAND			1	100%	1
WILLIAM A HINTON STATE LABORATORY INSTITUTE			1	100%	1
BAYCARE ALLIANT HOSPITAL			1	100%	1
BAYLOR COLLEGE OF MEDICINE			1	100%	1
BAYCARE OUTREACH LAB			1	100%	1
TANNER MEDICAL CENTER EAST AL		1			1
AFC URGENT CARE			1	100%	1
ACCESS HEALTH CARE PHYSICIANS			1	100%	1
TRINITAS REGIONAL MEDICAL CENTER			1	100%	1
UNITED HEALTHCARE			1	100%	1
NORTHWEST FLORIDA CLINICAL LAB			1	100%	1
SEA LEVEL LABS			1	100%	1

# COVID-19: testing by laboratory

Data through Aug 5, 2020 verified as of Aug 6, 2020 at 09:25 AM

Data in this report are provisional and subject to change.

The numbers in the table below represent the number for whom test results were received by the Department of Health. A person can be tested by more than one laboratory and can have both positive and negative results. **Therefore, the sum of the numbers in each column will be larger than the total number of people tested.**

Reporting lab	Inconclusive	Negative	Positive	Percent positive	Total
NORTH SHORE HEMATOLOGY-ONCOLOGY ASSOCIATES, PC		1			1
LABCORP KANSAS CITY			1	100%	1
LABCORP - ORLANDO		1			1
QUOTIENT SCIENCES			1	100%	1
PHELPS HOSPITAL LABORATORY		1			1
REGIONAL MEDICAL LABORATORY			1	100%	1
SANFORD SOUTH UNIVERSITY		1			1
REMISE OCCUPATIONAL HEALTH SOLUTIONS INC			1	100%	1
LAKEVIEW REGIONAL HOSPITAL			1	100%	1
NEW YORK STATE ELR - MERCY MEDICAL CENTER		1			1
MUNSON MEDICAL CENTER			1	100%	1
NEW YORK STATE ELR - ST BARNABAS HOSPITAL		1			1
MERCY HEALTH—MUSKEGON		1			1
MISSOURI DEPARTMENT OF HEALTH AND SENIOR SERVICES - STATE PH LAB		1			1
MEDSTAR HARBOR HOSPITAL			1	100%	1
MEDICAL CLINIC OF HOUSTON			1	100%	1
MEMORIAL HERMANN CONSOLIDATED LABORATORY SERVICES			1	100%	1
MONTEFIORE NYACK HOSPITAL AFFILIATED LABORATORY		1			1
MINUTECLINIC DIAGNOSTIC			1	100%	1
REFERENCE LABORATORY			1	100%	1
SUNY UPSTATE MEDICAL UNIVERSITY			1	100%	1
THE CHILDREN'S HOSPITAL OF PHILADELPHIA		1			1
LATE HOURS URGENT CARE			1	100%	1
LABCORP-PORT ST.LUCIE		1			1
SMITH KLINE			1	100%	1
ONEIDA HEALTHCARE CENTER		1			1
SONIC REFERENCE LABORATORY			1	100%	1
SPRING HILL REGIONAL HOSPITAL			1	100%	1
RIVERSIDE METHODIST HOSPITAL LAB			1	100%	1
MAGNOLIA ADULT, LLC			1	100%	1
PEACHEALTH LABORATORIES		1			1
NORTHERN WESTCHESTER HOSPITAL LABORATORY		1			1
NOT GIVEN			1	100%	1
PEDIATRIC ASSOCIATES - JACKSONVILLE			1	100%	1
PALM SPRINGS GENERAL HOSPITAL			1	100%	1
MIAMI BEACH URGENT CARE			1	100%	1
MARCO ISLAND HOSPITAL INC D/B/A			1	100%	1
PIEDMONT HOSPITAL LAB			1	100%	1
NORTH BROWARD MEDICAL CENTER			1	100%	1
NAVAL BRANCH MEDICAL CLINIC			1	100%	1
OSWEGO HOSPITAL LABORATORY		1			1
State Lab Unspecifd			1	100%	1
SCRIPPS CLINIC MEDICAL			1	100%	1
ST. LUCIE COUNTY HEALTH DEPARTMENT		1			1
SUNY AT STONY BROOK			1	100%	1
ST. LUKE'S HOSPITAL - BETHLEHEM CAMPUS		1			1
PALM BEACH COUNTY HEALTH DEPARTMENT LABORATORY			1	100%	1

# COVID-19: testing by laboratory

Data through Aug 5, 2020 verified as of Aug 6, 2020 at 09:25 AM

Data in this report are provisional and subject to change.

The numbers in the table below represent the number for whom test results were received by the Department of Health. A person can be tested by more than one laboratory and can have both positive and negative results. **Therefore, the sum of the numbers in each column will be larger than the total number of people tested.**

Reporting lab	Inconclusive	Negative	Positive	Percent positive	Total
TEXAS DEPARTMENT OF STATE HEALTH SERVICES			1	100%	1
PARKWAY REGIONAL MEDICAL CENTER LAB			1	100%	1
SV MOBILE HEALTH			1	100%	1
SACRED HEART MEDICAL GROUP			1	100%	1
WEST			1	100%	1
WOLFSON (USE BAPTIST)			1	100%	1
VELOCITY CARE			1	100%	1
UCLA HEALTHCARE CLINICAL LABS			1	100%	1
ST. MARY MEDICAL CENTER		1			1
YORK HOSPITAL - LABORATORY			1	100%	1
UNKNOWN - MI			1	100%	1
WARD MEMORIAL HOSPITAL		1			1
UW HOSPITAL AND CLINICS			1	100%	1
VA GULF COAST VETERANS HEALTH CARE SYSTEM			1	100%	1
VA OUT PATIENT CENTER			1	100%	1
ROBERT WOOD JOHNSON HOSPITAL			1	100%	1
MARYLAND DEPARTMENT OF HEALTH AND MENTAL HYGIENE			1	100%	1
MARINA DEL REY HOSPITAL LAB			1	100%	1
SOUTHEAST GEORGIA HEALTH SYSTEM			1	100%	1
SKY RIDGE MEDICAL CENTER - MICRO			1	100%	1
RIVERSIDE MEDICAL GROUP		1			1
PRORENATA LABS			1	100%	1
MEMORIAL HEALTH UNIVERSITY MEDICAL CENTER			1	100%	1
MD NOW URGENT CARE CENTER INC.			1	100%	1
RIVIERA BEACH HEALTH CENTER LAB			1	100%	1
SPECTOR SCIENTIFIC LAB			1	100%	1
UNITED CLINICAL LABORATORIES			1	100%	1
UNITED LABORATORY SERVICE			1	100%	1
TRUMAN MEDICAL CENTER - HOSPITAL HILL			1	100%	1
THE HEART HOSPITAL BAYLOR PLANO			1	100%	1
TIEHH BIOTERRORISM RESPONSE LAB			1	100%	1
MINUTECLINIC DIAGNOSTIC OF RHODE ISLAND, LLC #1544		1			1
ST FRANCIS			1	100%	1
MINUTECLINIC DIAGNOSTIC OF RHODE ISLAND, LLC #590		1			1
OHIO DEPARTMENT OF HEALTH			1	100%	1
URGENT CARE WEST CLINIC			1	100%	1
ST. JOSEPH'S HOSPITAL NORTH			1	100%	1
ADVANCED URGENT CARE OF MARATHON			1	100%	1
BAPTIST HEALTH MEDICAL CENTER			1	100%	1
BEAUFORT MEMORIAL			1	100%	1
BASCOM PALMER-MICRO LAB			1	100%	1
LABCORP - HOLLYWOOD			1	100%	1
THE UNIVERSITY OF VERMONT MEDICAL CENTER		1			1
LABCORP LAFAYETTE		1			1
ST.ELIZABETH HEALTH CENTER	1				1
LABCORP SOUTH CHARLESTON			1	100%	1
ST JOSEPHS CHILDRENS HOSPITAL OUTREACH			1	100%	1

# COVID-19: testing by laboratory

Data through Aug 5, 2020 verified as of Aug 6, 2020 at 09:25 AM

Data in this report are provisional and subject to change.

The numbers in the table below represent the number for whom test results were received by the Department of Health. A person can be tested by more than one laboratory and can have both positive and negative results. **Therefore, the sum of the numbers in each column will be larger than the total number of people tested.**

Reporting lab	Inconclusive	Negative	Positive	Percent positive	Total
ELMHURST MEMORIAL HOSPITAL			1	100%	1
DOCTORS CLINICAL LABORATORY, INC			1	100%	1
EXPRESS GENE MOLECULAR DIAGNOSTICS LABORATORY			1	100%	1
GRAND VIEW HOSPITAL			1	100%	1
GENETRAIT LABORATORIES			1	100%	1
CHARLOTTE CHD PORT CHARLOTTE		1			1
BEAUMONT HOSPITAL, GROSSE POINTE			1	100%	1
SUNRISE DIAGNOSTIC LABORATORY			1	100%	1
DERMDX, DIV OF AURORA DIAGNOSTICS/BERNHARDT LAB		1			1
COMMONWEALTH OF MASSACHUSETTS			1	100%	1
VALLEY HOSPITAL MEDICAL CENTER		1			1
CLEVELAND CLINIC OHIO LABORATORIES			1	100%	1
UT MEMPHIS UNIVERSITY HEALTH SERVICES			1	100%	1
DUKE HEALTH REGIONAL HOSPITAL			1	100%	1
DHEC - S.C PUBLIC HEALTH LAB			1	100%	1
VITAE DIAGNOSTICS			1	100%	1
BMC/JACSONVILLE		1			1
Viracor Eurofins			1	100%	1
CENTRA CARE – LAKE NONA			1	100%	1
VIDANT MEDICAL CENTER			1	100%	1
ELITE CARE			1	100%	1
HARTFORD HOSPITAL ANCILLARY LAB		1			1
GENETIC ASSAYS INC			1	100%	1
UF KANAPAHA LAB BEAKER		1			1
LABCORP - DAYTONA BEACH			1	100%	1
ILLINOIS DEPT OF PUBLIC HEALTH LABS			1	100%	1
FALMOUTH BY THE SEA			1	100%	1
UNK			1	100%	1
UNIVERSITY OF KANSAS MEDICAL CENTER			1	100%	1
FLORIDA DEPARTMENT OF HEALTH IN MIAMI DADE COUNTY			1	100%	1
UNIVERSITY OF FLORIDA			1	100%	1
SMITH NORTHVIEW HOSPITAL LAB			1	100%	1
Mt Sinai Aventura			1	100%	1
LONGWOOD FAMILY PRACTICE		1			1
MPG JACKSONVILLE ATLANTIC BLVD		1			1
MINUTECLINIC DIAGNOSTIC OF TEXAS, LLC		1			1
MONTANA DEPARTMENT OF PUBLIC HEALTH & HUMAN SERVICES			1	100%	1
QUEST - HOUSTON LAB			1	100%	1
PRISMA HEALTH TUOMEY LABORATORY			1	100%	1
SEMINOLE COUNTY HEALTH DEPARTMENT			1	100%	1
SOUTHWEST REGIONAL PCR LABORATORY			1	100%	1
SOUTH LAKE FAMILY HEALTH CENTER			1	100%	1
Lourdes Hospital			1	100%	1
NORTHSIDE HOSPITAL DULUTH			1	100%	1
NLC LABS			1	100%	1
LEESBURG FAMILY MEDICINE		1			1
LABCORP HOUSTON			1	100%	1

# COVID-19: testing by laboratory

Data through Aug 5, 2020 verified as of Aug 6, 2020 at 09:25 AM

Data in this report are provisional and subject to change.

The numbers in the table below represent the number for whom test results were received by the Department of Health. A person can be tested by more than one laboratory and can have both positive and negative results. **Therefore, the sum of the numbers in each column will be larger than the total number of people tested.**

Reporting lab	Inconclusive	Negative	Positive	Percent positive	Total
NORTHWESTERN MEMORIAL HOSPITAL			1	100%	1
MHS LAB		1			1
MCH PHYSICIANS GROUP			1	100%	1
MEDICAL ARTS LABORATORY			1	100%	1
LOYOLA UNIVERSITY MEDICAL CENTER LABORATORY			1	100%	1
NEW YORK STATE ELR - MONTEFIORE MEDICAL CENTER LABORATORIES - WEILER			1	100%	1
QUEST ELR		1			1
INTERMOUNTAIN MEDICAL CENTER			1	100%	1
LABCORP-CRYSTAL RIVER			1	100%	1
LAKEWOOD RANCH ER 24/7			1	100%	1
LabCorp L#09258090 M#09258105			1	100%	1
SHANDS AT LAKE SHORE LAB			1	100%	1
HEALTH ALLIANCE			1	100%	1
SCIENCE CARE			1	100%	1
RIVERVIEW REGIONAL MEDICAL CENTER		1			1
INDIAN RIVER CLINICAL LABORATORY, INC.		1			1
PROGENESIS INC			1	100%	1
NORTH CAROLINA STATE LABORATORY OF PUBLIC HEALTH, SPECTRUM LAB NETWORK			1	100%	1
NEW YORK STATE ELR - ERIE COUNTY PUBLIC HEALTH CLINICAL		1			1
NORTH RIVER FAMILY HEALTH CENTER			1	100%	1
PERDIDO URGENT CARE			1	100%	1
PEDIATRIC HEALTHCARE ALLIANCE			1	100%	1
MARION COUNTY HEALTH DEPARTMENT			1	100%	1
PRIMARY CARE OF THE TREASURE COAST			1	100%	1
MEDICAL CENTER ENTERPRISE			1	100%	1
NEW YORK CITY DEPARTMENT OF HEALTH			1	100%	1
MEDONE URGENT CARE			1	100%	1
Total	23,930	4,403,366	646,583	13%	5,073,879