

COVID-19: summary of cases and monitoring

Data through Mar 1, 2021 verified as of Mar 2, 2021 at 09:25 AM

Data in this report are provisional and subject to change.

Cases: people with positive PCR or antigen test result

Total cases	1,918,100
Florida residents	1,882,865
Non-Florida residents	35,235
Type of testing	
Florida residents	1,882,865
Positive by BPHL/CDC	69,230
Positive by commercial/hospital lab	1,813,635
PCR positive	1,529,740
Antigen positive	353,125
Non-Florida residents	35,235
Positive by BPHL/CDC	866
Positive by commercial/hospital lab	34,369
PCR positive	24,326
Antigen positive	10,909
Characteristics	
Florida residents hospitalized	79,731
Florida resident deaths	31,135
Non-Florida resident deaths	561

Hospitalized counts include anyone who was hospitalized at some point during their illness. It does not reflect the number of people currently hospitalized.

More information on deaths identified through death certificate data is available on the National Center for Health Statistics website at www.cdc.gov/nchs/nvss/vsrr/COVID19/index.htm.

Cases: people with positive PCR or antigen test result

Risk factors for Florida residents

Traveled	14,925
Contact with a known case	726,866
Traveled and contact with a known case	20,352
Neither	1,120,722
No travel and no contact	219,048
Travel is unknown	653,789
Contact is unknown	413,554
Contact is pending	424,607

Travel can be unknown and contact can be unknown or pending for the same case, these numbers will sum to more than the "neither" total.

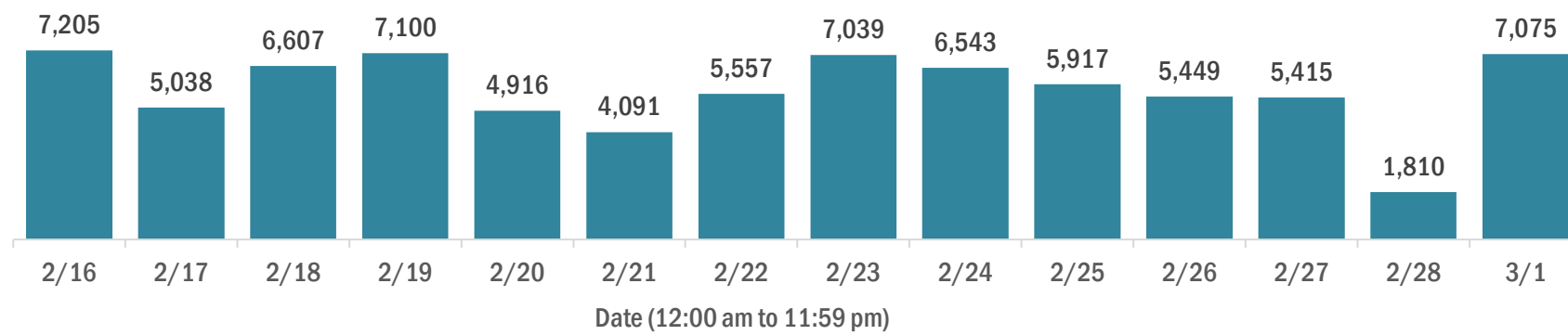
COVID-19: summary of laboratory testing

Data through Mar 1, 2021 verified as of Mar 2, 2021 at 09:25 AM

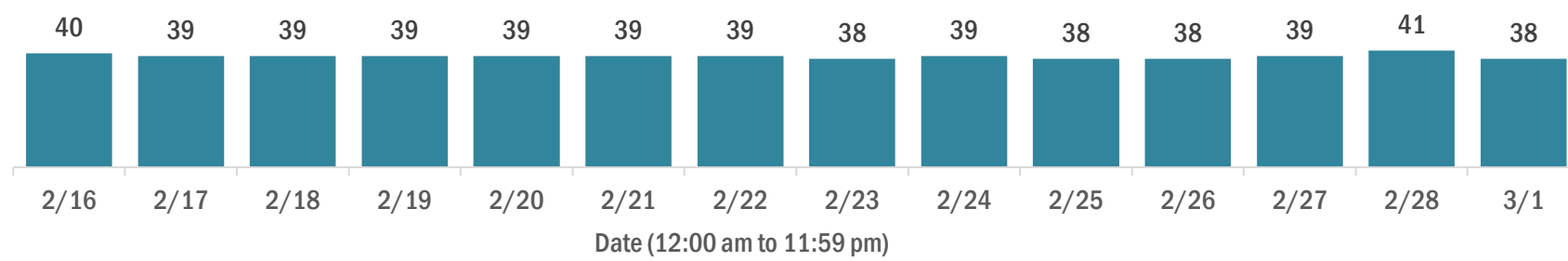
Data in this report are provisional and subject to change.

Cases in Florida residents per day for the past 2 weeks

Number of cases per day



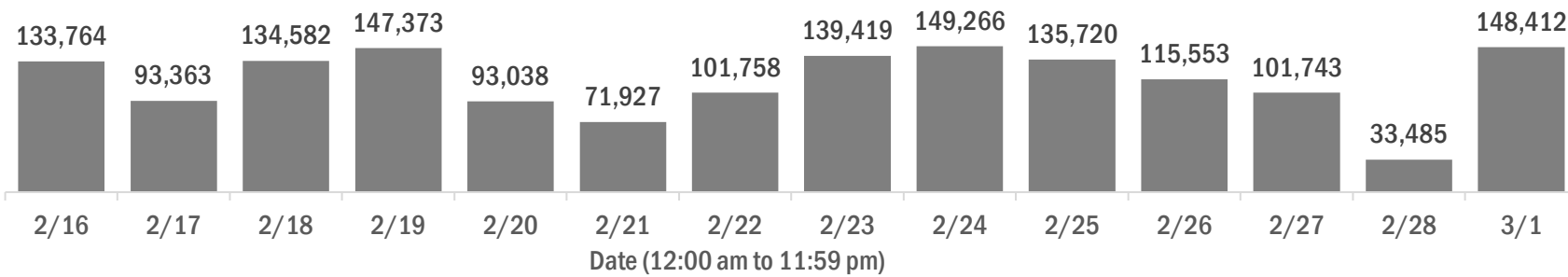
Median age of cases by day



Laboratory testing for Florida residents over the past 2 weeks

Number of Florida residents tested per day

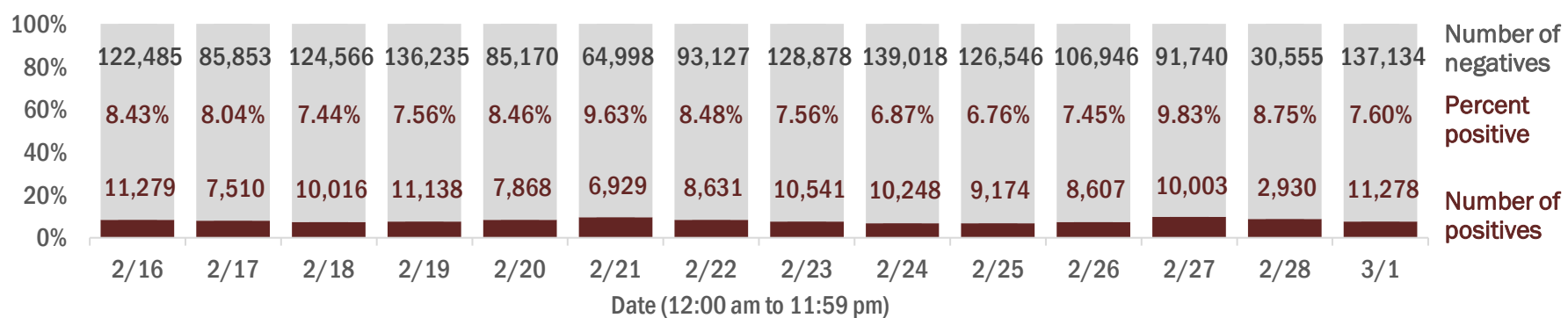
These counts include the number of people for whom the Department received PCR or antigen laboratory results by day. People tested on multiple days will be included for each day a new result was received. A person is only counted once for each day they are tested, regardless of whether multiple specimens are tested or multiple results are received.



Number and percent of Florida residents with positive test results

The percent of positive results ranged from 6.76% to 9.83% over the past 2 weeks and was 7.60% yesterday.

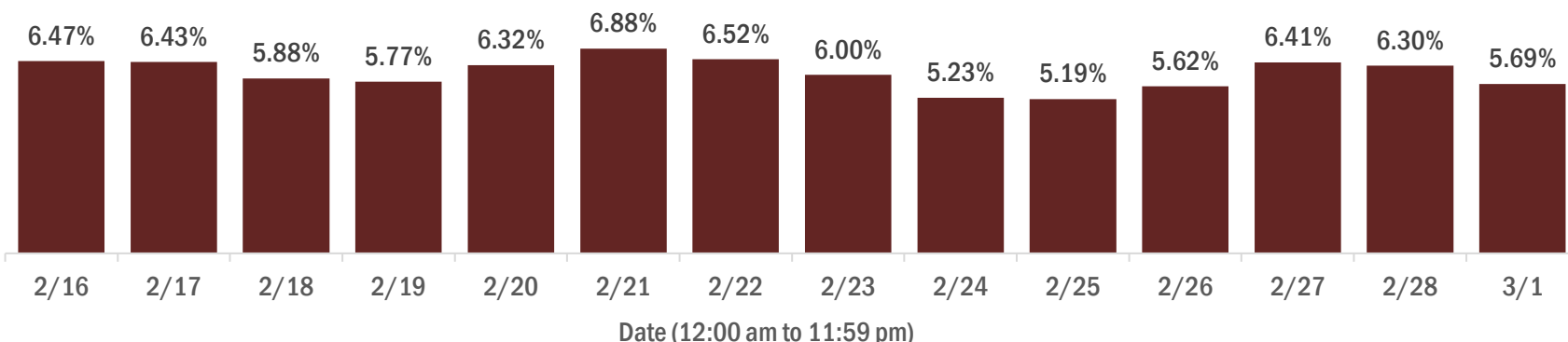
These counts include the number of people for whom the Department received PCR or antigen laboratory results by day. People tested on multiple days will be included for each day a new result was received. A person is only counted once for each day they are tested, regardless of whether multiple specimens are tested or multiple results are received. If a person has a positive specimen and a negative specimen in the same day, only the positive result is counted.



Percent positivity for new cases in Florida residents

The percent of positive results ranged from 5.19% to 6.88% over the past 2 weeks and was 5.69% yesterday.

This percent is the number of people who test PCR- or antigen-positive for the first time divided by all the people tested that day, excluding people who have previously tested positive.



COVID-19: characteristics of 1,882,865 Florida resident cases

Data through Mar 1, 2021 verified as of Mar 2, 2021 at 09:25 AM

Data in this report are provisional and subject to change.

Age group	Cases	Hospitalizations	Deaths
0-4 years	37,221	2%	526
5-14 years	115,835	6%	494
15-24 years	289,391	15%	1,973
25-34 years	327,208	17%	3,874
35-44 years	291,283	15%	5,821
45-54 years	286,936	15%	9,003
55-64 years	248,395	13%	13,468
65-74 years	156,930	8%	16,664
75-84 years	87,158	5%	16,628
85+ years	41,245	2%	11,274
Unknown	1,263	0%	6
Total	1,882,865	79,731	31,135

Gender	Cases
Female	984,443
Male	884,697
Unknown	13,725
Total	1,882,865

Ethnicity	Cases	Hospitalizations	Deaths
Hispanic	598,087	32%	20,282
Non-Hispanic	902,608	48%	55,538
Unknown	382,170	20%	3,911
Total	1,882,865	79,731	31,135

Race and ethnicity	Cases	Hospitalizations	Deaths
White	1,052,157	56%	51,920
Hispanic	398,974	21%	14,381
Non-Hispanic	574,092	30%	35,908
Unknown	79,091	4%	1,631
Black	248,913	13%	16,597
Hispanic	14,413	1%	693
Non-Hispanic	213,641	11%	15,557
Unknown	20,859	1%	347
Other race	280,987	15%	8,949
Hispanic	141,697	8%	4,731
Non-Hispanic	95,924	5%	3,812
Unknown	43,366	2%	406
Unknown race	300,808	16%	2,265
Hispanic	43,003	2%	477
Non-Hispanic	18,951	1%	261
Unknown	238,854	13%	1,527
Total	1,882,865	79,731	31,135

Hospitalization counts include anyone who was hospitalized at some point during their illness. It does not reflect the number of people currently hospitalized. **Other race** includes any person with a race of American Indian/Alaskan native, Asian, native Hawaiian/Pacific Islander, or other.

COVID-19: deaths in Florida residents and staff of long-term care facilities

Data through Mar 1, 2021 verified as of Mar 2, 2021 at 09:25 AM

Data in this report are provisional and subject to change.

For current cases in residents or staff of long-term care facilities, please visit: <https://floridahealthcovid19.gov/>

County	Deaths		County	Deaths		County	Deaths	
Palm Beach	1020	10%	Martin	157	1%	Madison	19	0%
Dade	988	9%	Hernando	151	1%	Calhoun	16	0%
Pinellas	860	8%	Osceola	137	1%	Flagler	16	0%
Broward	627	6%	Charlotte	131	1%	Gulf	16	0%
Hillsborough	547	5%	Clay	117	1%	Wakulla	16	0%
Polk	410	4%	Indian River	115	1%	Gadsden	15	0%
Duval	394	4%	Leon	91	1%	Bradford	14	0%
Brevard	382	4%	Jackson	87	1%	Washington	14	0%
Sarasota	380	4%	St. Johns	87	1%	Baker	12	0%
Orange	368	3%	Bay	86	1%	Franklin	10	0%
Lee	332	3%	Highlands	84	1%	Holmes	10	0%
Volusia	281	3%	Santa Rosa	78	1%	Jefferson	10	0%
Marion	277	3%	Alachua	70	1%	Lafayette	8	0%
Escambia	269	3%	Suwannee	58	1%	Desoto	7	0%
St. Lucie	232	2%	Columbia	47	0%	Levy	7	0%
Seminole	219	2%	Sumter	45	0%	Dixie	4	0%
Lake	218	2%	Putnam	38	0%	Monroe	4	0%
Pasco	218	2%	Nassau	33	0%	Taylor	3	0%
Manatee	187	2%	Hendry	29	0%	Hardee	2	0%
Collier	186	2%	Walton	28	0%	Hamilton	1	0%
Citrus	176	2%	Okeechobee	24	0%	Liberty	1	0%
Okaloosa	161	2%	Gilchrist	19	0%	Total	10,649	

Note: cases are summarized by the county of usual residence. Residents and staff may be cases associated with facilities that are not in their county of usual residence, resulting in cases being included below for counties that do not have facilities with known cases.

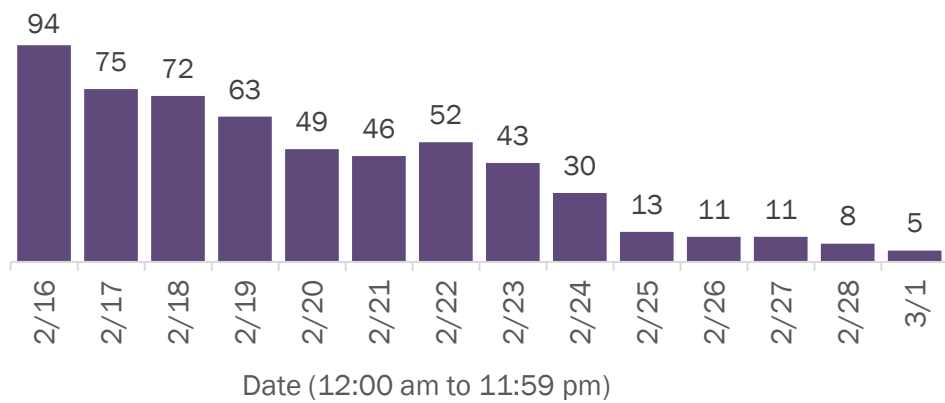
COVID-19: cases in Florida residents who have died

Data through Mar 1, 2021 verified as of Mar 2, 2021 at 09:25 AM

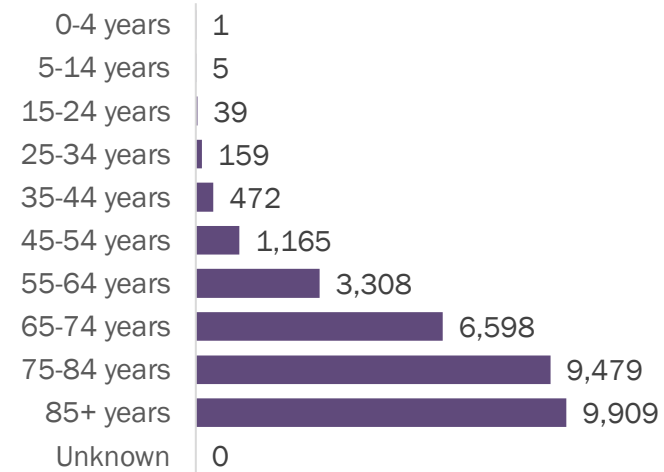
Data in this report are provisional and subject to change.

Demographics for all identified COVID-19 deaths: 31,135

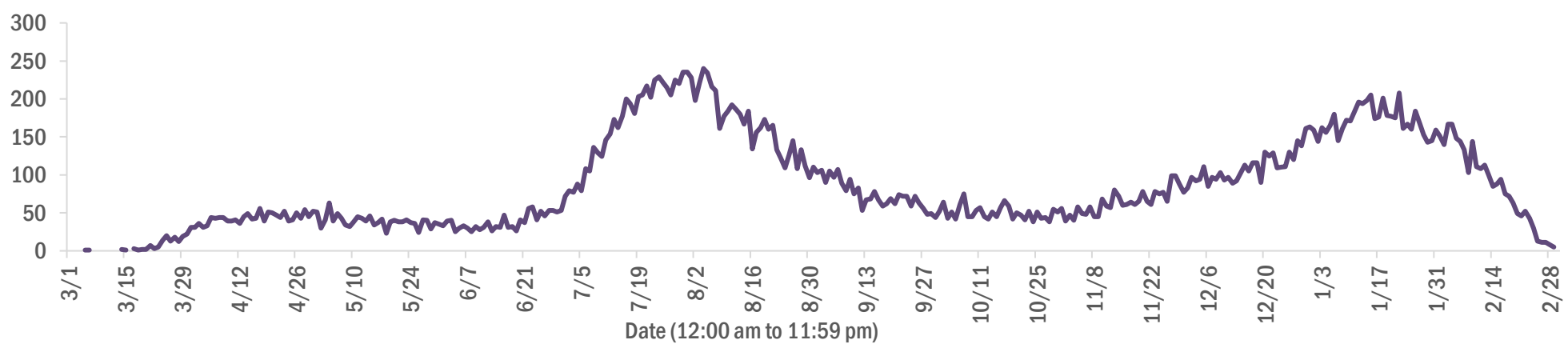
Deaths by date of death for the past 2 weeks



Deaths by age group



Deaths by date of death since March 2020



Age group	Deaths	Cases	Case fatality rate	Mortality rate per 100,000 population
0-4 years	1	37,221	0.0%	0.1
5-14 years	5	115,835	0.0%	0.2
15-24 years	39	289,391	0.0%	1.6
25-34 years	159	327,208	0.0%	5.6
35-44 years	472	291,283	0.2%	18.1
45-54 years	1,165	286,936	0.4%	41.8
55-64 years	3,308	248,395	1.3%	114.4
65-74 years	6,598	156,930	4.2%	271.9
75-84 years	9,479	87,158	10.9%	675.0
85+ years	9,909	41,245	24.0%	1715.7
Unknown	0	1,263	0.0%	
Total	31,135	1,882,865	1.7%	144.1

Race	Deaths	Cases	Case fatality rate	Mortality rate per 100,000 population
Black	4,932	248,913	2.0%	134.8
White	22,679	1,052,157	2.2%	135.8
Other	2,561	280,987	0.9%	205.8
Unknown	963	300,808	0.3%	
Total	31,135	1,882,865	1.7%	144.1

Gender	Deaths	Cases	Case fatality rate	Mortality rate per 100,000 population
Female	13,713	984,443	1.4%	124.2
Male	17,422	884,697	2.0%	165.0
Unknown	0	13,725	0.0%	
Total	31,135	1,882,865	1.7%	144.1

Ethnicity	Deaths	Cases	Case fatality rate	Mortality rate per 100,000 population
Hispanic	7,197	598,087	1.2%	126.7
Non-Hispanic	21,780	902,608	2.4%	136.8
Unknown	2,158	382,170	0.6%	
Total	31,135	1,882,865	1.7%	144.1

COVID-19: characteristics of 1,882,865 cases

Data through Mar 1, 2021 verified as of Mar 2, 2021 at 09:25 AM

Data in this report are provisional and subject to change.

Tables below include cases in Florida residents and non-Florida residents.

All 67 Florida counties have cases:

County	FL resident cases	Non-FL resident cases	Total cases	FL resident deaths	FL death rate	
Dade	407,830	22%	5,078	412,908	5,481	1.3%
Broward	193,861	10%	2,253	196,114	2,408	1.2%
Palm Beach	119,183	6%	2,043	121,226	2,486	2.1%
Orange	113,274	6%	1,567	114,841	1,106	1.0%
Hillsborough	111,053	6%	937	111,990	1,518	1.4%
Duval	87,542	5%	1,456	88,998	1,182	1.4%
Pinellas	65,257	3%	1,637	66,894	1,456	2.2%
Lee	56,063	3%	1,941	58,004	877	1.6%
Polk	56,937	3%	402	57,339	1,150	2.0%
Osceola	36,369	2%	612	36,981	448	1.2%
Volusia	34,113	2%	567	34,680	665	1.9%
Brevard	33,615	2%	597	34,212	751	2.2%
Escambia	30,309	2%	3,495	33,804	632	2.1%
Pasco	33,251	2%	300	33,551	658	2.0%
Manatee	31,414	2%	675	32,089	602	1.9%
Collier	29,339	2%	1,090	30,429	461	1.6%
Leon	28,392	2%	851	29,243	282	1.0%
Marion	27,629	1%	121	27,750	806	2.9%
Seminole	27,177	1%	207	27,384	430	1.6%
Sarasota	25,850	1%	1,272	27,122	743	2.9%
Lake	24,378	1%	366	24,744	566	2.3%
Alachua	22,166	1%	246	22,412	235	1.1%
St. Lucie	22,107	1%	150	22,257	550	2.5%
St. Johns	19,879	1%	275	20,154	198	1.0%
Okaloosa	18,811	1%	197	19,008	327	1.7%
Bay	18,046	1%	709	18,755	346	1.9%
Santa Rosa	16,947	1%	216	17,163	262	1.5%
Clay	16,708	1%	42	16,750	304	1.8%
Hernando	11,282	1%	88	11,370	403	3.6%
Indian River	10,995	1%	94	11,089	262	2.4%
Charlotte	10,560	1%	165	10,725	372	3.5%
Martin	10,447	1%	190	10,637	284	2.7%
Citrus	9,715	1%	76	9,791	404	4.2%
Sumter	7,987	0%	84	8,071	238	3.0%
Nassau	7,321	0%	424	7,745	112	1.5%
Columbia	7,658	0%	37	7,695	157	2.1%
Highlands	7,193	0%	73	7,266	304	4.2%
Walton	6,319	0%	744	7,063	81	1.3%
Flagler	5,935	0%	73	6,008	92	1.6%
Jackson	5,863	0%	63	5,926	150	2.6%
Monroe	5,574	0%	318	5,892	46	0.8%
Putnam	5,839	0%	19	5,858	127	2.2%
Gadsden	5,428	0%	16	5,444	87	1.6%
Suwannee	5,095	0%	27	5,122	133	2.6%
Hendry	4,302	0%	18	4,320	73	1.7%
Desoto	3,805	0%	18	3,823	75	2.0%
Okeechobee	3,532	0%	39	3,571	78	2.2%
Unknown	369	0%	3,112	3,481	0	0.0%
Baker	3,291	0%	15	3,306	56	1.7%
Wakulla	3,160	0%	12	3,172	52	1.6%
Levy	2,879	0%	9	2,888	36	1.3%
Bradford	2,841	0%	13	2,854	52	1.8%
Hardee	2,785	0%	15	2,800	30	1.1%
Taylor	2,639	0%	6	2,645	42	1.6%
Washington	2,607	0%	20	2,627	48	1.8%
Holmes	2,154	0%	31	2,185	44	2.0%
Madison	1,972	0%	26	1,998	43	2.2%
Gulf	1,845	0%	23	1,868	41	2.2%
Union	1,739	0%	1	1,740	70	4.0%
Calhoun	1,610	0%	3	1,613	40	2.5%
Lafayette	1,592	0%	0	1,592	24	1.5%
Hamilton	1,551	0%	18	1,569	21	1.4%
Dixie	1,492	0%	3	1,495	21	1.4%
Gilchrist	1,414	0%	4	1,418	36	2.5%
Jefferson	1,384	0%	22	1,406	24	1.7%
Franklin	1,248	0%	31	1,279	17	1.4%
Liberty	1,042	0%	1	1,043	15	1.4%
Glades	901	0%	2	903	15	1.7%
Total	1,882,865		35,235	1,918,100	31,135	1.7%

COVID-19: characteristics of 1,882,865 Florida resident cases

Data through Mar 1, 2021 verified as of Mar 2, 2021 at 09:25 AM

Data in this report are provisional and subject to change.

The table below includes the cities and counties of residence for cases in Florida residents based on the patient's ZIP Code. Note that city is not always received as part of the initial notification and may be missing while the case is being investigated.

City and county	Cases
Miami, Dade	236,278
Orlando, Orange	83,827
Jacksonville, Duval	82,269
Tampa, Hillsborough	64,937
Hialeah, Dade	57,736
Fort Lauderdale, Broward	41,736
Hollywood, Broward	37,208
West Palm Beach, Palm Beach	29,227
Kissimmee, Osceola	28,101
Tallahassee, Leon	27,401
Pensacola, Escambia	25,191
Naples, Collier	24,770
Homestead, Dade	24,673
Saint Petersburg, Pinellas	23,952
Fort Myers, Lee	22,019
Bradenton, Manatee	20,474
Ocala, Marion	20,387
Boca Raton, Palm Beach	20,000
Lakeland, Polk	19,854
Pompano Beach, Broward	18,787
Gainesville, Alachua	17,637
Sarasota, Sarasota	15,955
Port Saint Lucie, St. Lucie	14,565
Lake Worth, Palm Beach	14,519
Cape Coral, Lee	14,215
Clearwater, Pinellas	12,881
Miami Beach, Dade	12,740
Miramar, Broward	12,668
Boynton Beach, Palm Beach	11,544
Panama City, Bay	11,481
Doral, Dade	11,205
Coral Springs, Broward	11,075
Miami Gardens, Dade	10,782
Saint Augustine, St. Johns	10,680
Melbourne, Brevard	9,794
Winter Haven, Polk	9,593
Delray Beach, Palm Beach	8,993
Lehigh Acres, Lee	8,787
Vero Beach, Indian River	8,449
Riverview, Hillsborough	8,444
Davie, Broward	8,413
Milton, Santa Rosa	8,205
Palm Bay, Brevard	7,757
New Port Richey, Pasco	7,674
Sunrise, Broward	7,593
Fort Pierce, St. Lucie	7,388
Coral Gables, Dade	7,215
Saint Cloud, Osceola	7,169
Largo, Pinellas	7,140
Daytona Beach, Volusia	7,004
Lake City, Columbia	6,979
Apopka, Orange	6,926
Orange Park, Clay	6,831
Spring Hill, Hernando	6,737
Plantation, Broward	6,588
North Miami Beach, Dade	6,491
Clermont, Lake	6,473
Davenport, Polk	6,427
Brandon, Hillsborough	6,333

COVID-19: characteristics of 1,882,865 Florida resident cases

Data through Mar 1, 2021 verified as of Mar 2, 2021 at 09:25 AM

Data in this report are provisional and subject to change.

The table below includes the cities and counties of residence for cases in Florida residents based on the patient's ZIP Code. Note that city is not always received as part of the initial notification and may be missing while the case is being investigated.

City and county	Cases
Jupiter, Palm Beach	6,099
Weston, Broward	6,054
Plant City, Hillsborough	6,015
Sanford, Seminole	6,015
Deltona, Volusia	5,919
Deerfield Beach, Broward	5,631
Winter Garden, Orange	5,552
Fort Walton Beach, Okaloosa	5,246
Tamarac, Broward	5,225
Port Charlotte, Charlotte	5,190
Crestview, Okaloosa	5,011
Palm Coast, Flagler	5,004
Stuart, Martin	4,956
Wesley Chapel, Pasco	4,855
Coconut Creek, Broward	4,745
Palm Beach Gardens, Palm Beach	4,720
Land O Lakes, Pasco	4,710
Margate, Broward	4,659
Palmetto, Manatee	4,590
Deland, Volusia	4,589
Winter Park, Orange	4,578
Palm Harbor, Pinellas	4,549
Oviedo, Seminole	4,459
Wellington, Palm Beach	4,457
Miami Lakes, Dade	4,317
Opa Locka, Dade	4,201
Altamonte Springs, Seminole	4,166
Middleburg, Clay	4,071
Lutz, Hillsborough	4,042
Port Orange, Volusia	4,011
Haines City, Polk	4,007
Live Oak, Suwannee	3,970
Brooksville, Hernando	3,944
Venice, Sarasota	3,898
North Port, Sarasota	3,891
Valrico, Hillsborough	3,884
Sebring, Highlands	3,856
Ocoee, Orange	3,846
Punta Gorda, Charlotte	3,844
The Villages, Sumter	3,839
Leesburg, Lake	3,831
Hallandale, Broward	3,812
Saint Johns, St. Johns	3,715
Arcadia, Desoto	3,700
Pembroke Pines, Broward	3,688
Bonita Springs, Lee	3,568
Seminole, Pinellas	3,558
Ormond Beach, Volusia	3,551
Okeechobee, Okeechobee	3,521
Navarre, Santa Rosa	3,519
Zephyrhills, Pasco	3,507
Windermere, Orange	3,299
Pinellas Park, Pinellas	3,291
Immokalee, Collier	3,270
Longwood, Seminole	3,247
North Lauderdale, Broward	3,218
Gulf Breeze, Santa Rosa	3,202
North Miami, Dade	3,160
Ruskin, Hillsborough	3,160

COVID-19: characteristics of 1,882,865 Florida resident cases

Data through Mar 1, 2021 verified as of Mar 2, 2021 at 09:25 AM

Data in this report are provisional and subject to change.

The table below includes the cities and counties of residence for cases in Florida residents based on the patient's ZIP Code. Note that city is not always received as part of the initial notification and may be missing while the case is being investigated.

City and county	Cases
Cocoa, Brevard	3,123
Niceville, Okaloosa	3,115
Cantonment, Escambia	3,051
Panama City Beach, Bay	2,932
Jacksonville Beach, Duval	2,898
Quincy, Gadsden	2,890
Lake Worth Beach, Palm Beach	2,869
Key West, Monroe	2,852
Crawfordville, Wakulla	2,838
Casselberry, Seminole	2,780
Cutler Ridge, Dade	2,753
Hudson, Pasco	2,735
Dade City, Pasco	2,727
Port Richey, Pasco	2,714
Bartow, Polk	2,710
Palatka, Putnam	2,706
Fernandina Beach, Nassau	2,658
North Fort Myers, Lee	2,630
Titusville, Brevard	2,628
Oakland Park, Broward	2,610
Green Cove Springs, Clay	2,607
Lake Mary, Seminole	2,538
Winter Springs, Seminole	2,513
Kissimmee, Polk	2,512
Auburndale, Polk	2,499
Ponte Vedra Beach, St. Johns	2,482
Perry, Taylor	2,480
Aventura, Dade	2,451
Merritt Island, Brevard	2,426
Lake Wales, Polk	2,426
Lynn Haven, Bay	2,399
New Smyrna Beach, Volusia	2,370
Tarpon Springs, Pinellas	2,363
Marianna, Jackson	2,349
Inverness, Citrus	2,318
Belle Glade, Palm Beach	2,275
Clewiston, Hendry	2,269
Fleming Island, Clay	2,223
Eustis, Lake	2,191
Santa Rosa Beach, Walton	2,178
Parkland, Broward	2,171
Royal Palm Beach, Palm Beach	2,146
Wimauma, Hillsborough	2,143
Cooper City, Broward	2,143
Dunedin, Pinellas	2,138
Estero, Lee	2,111
Loxahatchee, Palm Beach	2,081
Holiday, Pasco	2,033
Defuniak Springs, Walton	2,029
Chipley, Washington	2,028
Rockledge, Brevard	1,946
Sarasota, Manatee	1,936
Key Biscayne, Dade	1,929
Destin, Okaloosa	1,924
Starke, Bradford	1,913
Parrish, Manatee	1,910
Labelle, Hendry	1,905
Mount Dora, Lake	1,871
Palm City, Martin	1,862

COVID-19: characteristics of 1,882,865 Florida resident cases

Data through Mar 1, 2021 verified as of Mar 2, 2021 at 09:25 AM

Data in this report are provisional and subject to change.

The table below includes the cities and counties of residence for cases in Florida residents based on the patient's ZIP Code. Note that city is not always received as part of the initial notification and may be missing while the case is being investigated.

City and county	Cases
Avon Park, Highlands	1,858
Odessa, Hillsborough	1,856
Mulberry, Polk	1,835
Riviera Beach, Palm Beach	1,810
Tavares, Lake	1,802
Seffner, Hillsborough	1,753
Summerfield, Marion	1,742
Yulee, Nassau	1,737
Groveland, Lake	1,664
Pinecrest, Dade	1,623
Wauchula, Hardee	1,622
Macclenny, Baker	1,609
Maitland, Orange	1,585
Lithia, Hillsborough	1,575
Mayo, Lafayette	1,563
Sebastian, Indian River	1,556
Orange City, Volusia	1,550
Bonifay, Holmes	1,546
Callahan, Nassau	1,544
Coconut Grove, Dade	1,540
Carol City, Dade	1,510
Ponte Vedra, St. Johns	1,507
Missing, Dade	1,484
Homosassa, Citrus	1,483
Lady Lake, Lake	1,477
Palmetto Bay, Dade	1,476
Crossings, Dade	1,475
Crystal River, Citrus	1,461
Dania, Broward	1,393
Pace, Santa Rosa	1,362
Lake Placid, Highlands	1,352
Lake Butler, Union	1,347
Gibsonton, Hillsborough	1,326
Madison, Madison	1,312
Florida City, Dade	1,304
Sun City Center, Hillsborough	1,303
Oldsmar, Pinellas	1,303
Dover, Hillsborough	1,296
Atlantic Beach, Duval	1,294
Hobe Sound, Martin	1,271
Monticello, Jefferson	1,267
Biscayne Park, Dade	1,267
Dunnellon, Marion	1,257
Apollo Beach, Hillsborough	1,238
Edgewater, Volusia	1,234
Palm Springs, Palm Beach	1,233
Alachua, Alachua	1,228
Indiantown, Martin	1,217
Graceville, Jackson	1,209
Debary, Volusia	1,201
Belleview, Marion	1,194
North Palm Beach, Palm Beach	1,157
Century, Escambia	1,146
Lantana, Palm Beach	1,130
Newberry, Alachua	1,111
South Miami, Dade	1,106
Lecanto, Citrus	1,086
Havana, Gadsden	1,068
El Portal, Dade	1,053

COVID-19: characteristics of 1,882,865 Florida resident cases

Data through Mar 1, 2021 verified as of Mar 2, 2021 at 09:25 AM

Data in this report are provisional and subject to change.

The table below includes the cities and counties of residence for cases in Florida residents based on the patient's ZIP Code. Note that city is not always received as part of the initial notification and may be missing while the case is being investigated.

City and county	Cases
Hilliard, Nassau	1,051
Safety Harbor, Pinellas	1,045
Williston, Levy	1,043
Ellenton, Manatee	1,039
Beverly Hills, Citrus	1,030
Jensen Beach, Martin	1,027
Blountstown, Calhoun	1,023
Jasper, Hamilton	1,017
Freeport, Walton	1,009
Satellite Beach, Brevard	985
Lauderhill, Broward	967
Trenton, Gilchrist	964
Wewahitchka, Gulf	953
Wildwood, Sumter	945
Sanderson, Baker	938
Keystone Heights, Clay	923
Wilton Manors, Broward	919
Hernando, Citrus	911
Nokomis, Sarasota	905
Mary Esther, Okaloosa	902
Everglades National Park, Dade	900
Englewood, Charlotte	895
Frostproof, Polk	888
Fellsmere, Indian River	887
Key Largo, Monroe	874
Fisher Island, Dade	869
Polk City, Polk	864
Port Saint Joe, Gulf	862
Bushnell, Sumter	854
Dunnellon, Citrus	853
Shalimar, Okaloosa	848
Moore Haven, Glades	843
Medley, Dade	837
Lauderdale Lakes, Broward	831
Coleman, Sumter	829
Bristol, Liberty	808
Cross City, Dixie	798
Pahokee, Palm Beach	797
South Bay, Palm Beach	783
Marco Island, Collier	756
Fort Meade, Polk	752
Cocoa Beach, Brevard	745
Glen Saint Mary, Baker	739
Chiefland, Levy	734
High Springs, Alachua	731
Chattahoochee, Gadsden	723
Sorrento, Lake	712
Minneola, Lake	712
Englewood, Sarasota	710
Trinity, Pasco	703
Olympia Heights, Dade	703
Uleta, Dade	702
Indialantic, Brevard	701
Spring Hill, Pasco	696
Thonotosassa, Hillsborough	694
Crescent City, Putnam	691
Miramar Beach, Walton	688
Interlachen, Putnam	683
Coral, Dade	678

COVID-19: characteristics of 1,882,865 Florida resident cases

Data through Mar 1, 2021 verified as of Mar 2, 2021 at 09:25 AM

Data in this report are provisional and subject to change.

The table below includes the cities and counties of residence for cases in Florida residents based on the patient's ZIP Code. Note that city is not always received as part of the initial notification and may be missing while the case is being investigated.

City and county	Cases
Fruitland Park, Lake	674
Lawtey, Bradford	657
Marathon, Monroe	654
Bowling Green, Hardee	651
Southwest Ranches, Broward	650
Fort Myers Beach, Lee	645
Old Town, Dixie	639
Jacksonville, St. Johns	638
Umatilla, Lake	634
Lake Alfred, Polk	630
Fort White, Columbia	621
Neptune Beach, Duval	611
West Melbourne, Brevard	604
Silver Springs, Marion	576
Baker, Okaloosa	576
Bronson, Levy	552
Sneads, Jackson	546
Belle Isle, Orange	543
Clearwater Beach, Pinellas	543
South Daytona, Volusia	542
Palm Beach, Palm Beach	538
Weeki Wachee, Hernando	537
Jay, Santa Rosa	528
Gulfport, Pinellas	524
Carrabelle, Franklin	521
Bunnell, Flagler	501
Surfside, Dade	497
Mascotte, Lake	493
Sweetwater, Dade	487
Hawthorne, Alachua	485
Molino, Escambia	480
Cottdale, Jackson	475
Citra, Marion	467
Oakland, Orange	460
Rotunda West, Charlotte	460
Oxford, Sumter	458
Midway, Gadsden	457
Zolfo Springs, Hardee	457
Florida State University, Leon	451
East Palatka, Putnam	446
Myakka City, Manatee	440
Youngstown, Bay	439
Melbourne Beach, Brevard	438
Cape Canaveral, Brevard	437
Ocklawaha, Marion	433
Mims, Brevard	431
Tavernier, Monroe	424
Altha, Calhoun	420
Branford, Suwannee	414
Dundee, Polk	413
Bell, Gilchrist	413
Indian Harbour Beach, Brevard	413
Apalachicola, Franklin	408
Alva, Lee	407
Celebration, Osceola	405
Flagler Beach, Flagler	402
Centerville, Leon	395
Bal Harbour, Dade	390
Archer, Alachua	375

COVID-19: characteristics of 1,882,865 Florida resident cases

Data through Mar 1, 2021 verified as of Mar 2, 2021 at 09:25 AM

Data in this report are provisional and subject to change.

The table below includes the cities and counties of residence for cases in Florida residents based on the patient's ZIP Code. Note that city is not always received as part of the initial notification and may be missing while the case is being investigated.

City and county	Cases
Haverhill, Palm Beach	374
De Leon Springs, Volusia	365
Hastings, St. Johns	362
Eagle Lake, Polk	362
Raiford, Union	359
Webster, Sumter	357
Osprey, Sarasota	346
Grand Ridge, Jackson	345
Floral City, Citrus	345
West Miami, Dade	343
Tequesta, Palm Beach	336
Lake Park, Palm Beach	329
Greenville, Madison	327
Holly Hill, Volusia	325
Grand Island, Lake	317
Ave Maria, Collier	317
Vernon, Washington	317
Pierson, Volusia	314
Malone, Jackson	312
Jennings, Hamilton	312
Montverde, Lake	308
Chuluota, Seminole	308
Satsuma, Putnam	304
Eastpoint, Franklin	301
Gotha, Orange	295
Laurel Hill, Okaloosa	293
Indian Rocks Beach, Pinellas	293
Westville, Holmes	291
Sebastian, Brevard	289
Melrose, Putnam	288
Bryceville, Nassau	285
Elkton, St. Johns	284
Lehigh, Lee	283
Reddick, Marion	282
Alafaya, Orange	280
Fort McCoy, Marion	280
Valparaiso, Okaloosa	279
Kenneth City, Pinellas	279
Malabar, Brevard	272
Greenwood, Jackson	268
O Brien, Suwannee	266
Anthony, Marion	264
Winter Park, Seminole	263
Ponce De Leon, Holmes	261
San Antonio, Pasco	261
Lake Panasoffkee, Sumter	258
Missing, Volusia	256
Belleair, Pinellas	251
Geneva, Seminole	246
Greenacres, Palm Beach	246
Morrison, Levy	245
Missing, Orange	242
Inlet Beach, Walton	238
South Pasadena, Pinellas	235
Edgewood, Orange	231
Sanibel, Lee	229
Lee, Madison	228
Southport, Bay	227
Fountain, Bay	225

COVID-19: characteristics of 1,882,865 Florida resident cases

Data through Mar 1, 2021 verified as of Mar 2, 2021 at 09:25 AM

Data in this report are provisional and subject to change.

The table below includes the cities and counties of residence for cases in Florida residents based on the patient's ZIP Code. Note that city is not always received as part of the initial notification and may be missing while the case is being investigated.

City and county	Cases
Fern Park, Seminole	222
Eglin Air Force Base, Okaloosa	222
White Springs, Hamilton	221
Gretna, Gadsden	220
Weirsdale, Marion	219
Hosford, Liberty	219
Kindred, Osceola	218
Hallandale Beach, Broward	215
Longboat Key, Manatee	213
Wellborn, Suwannee	210
University Of Central Fl, Orange	207
Mcdavid, Escambia	200
Bay Harbor Islands, Dade	196
Holt, Okaloosa	195
Saint James City, Lee	194
Lakewood Ranch, Manatee	191
Astatula, Lake	191
Juno Beach, Palm Beach	189
Islamorada, Monroe	188
Howey-In-The-Hills, Lake	186
Holmes Beach, Manatee	186
Mcalpin, Suwannee	186
Sopchoppy, Wakulla	182
Azalea Park, Orange	182
Poinciana, Polk	182
Micanopy, Alachua	180
Altoona, Lake	179
The Villages, Marion	179
Alford, Jackson	177
Babson Park, Polk	177
Madeira Beach, Pinellas	174
Zellwood, Orange	174
Atlantis, Palm Beach	172
The Villages, Lake	168
Lauderdale By The Sea, Broward	167
Mangonia Park, Palm Beach	161
Lake Helen, Volusia	160
Caryville, Washington	159
Center Hill, Sumter	159
University Of Miami, Dade	156
Summerland Key, Monroe	154
Odessa, Pasco	153
Viera, Brevard	152
Pomona Park, Putnam	151
Bokeelia, Lee	149
Rocky Point, Hillsborough	147
Golden Beach, Dade	147
Lockhart, Orange	146
University Of Fl, Alachua	144
Osteen, Volusia	144
Oak Hill, Volusia	143
Bay Lake, Orange	143
Hiawassee, Orange	139
Grant-Valkaria, Brevard	139
Hypoluxo, Palm Beach	138
Clair-Mel City, Hillsborough	138
Ponce Inlet, Volusia	137
Citrus Springs, Citrus	136
Hollister, Putnam	134

COVID-19: characteristics of 1,882,865 Florida resident cases

Data through Mar 1, 2021 verified as of Mar 2, 2021 at 09:25 AM

Data in this report are provisional and subject to change.

The table below includes the cities and counties of residence for cases in Florida residents based on the patient's ZIP Code. Note that city is not always received as part of the initial notification and may be missing while the case is being investigated.

City and county	Cases
Cutler Bay, Dade	133
Baldwin, Duval	128
Sumterville, Sumter	128
Lutz, Pasco	128
Carrollwood, Hillsborough	128
Hampton, Bradford	125
Lady Lake, Sumter	125
San Mateo, Putnam	122
Apopka, Seminole	122
Paisley, Lake	120
Inglis, Levy	120
Clarksville, Calhoun	119
Christmas, Orange	118
Matlacha, Lee	118
Steinhatchee, Taylor	118
Lake Hamilton, Polk	117
Cloud Lake, Palm Beach	117
Big Pine Key, Monroe	117
Kendall, Dade	115
Placida, Charlotte	112
Missing, Lee	108
University Of Central Florida, Orange	108
Belleair Beach, Pinellas	107
Buena Ventura Lakes, Osceola	105
Callaway, Bay	103
Panacea, Wakulla	102
Dinsmore, Duval	101
Brooker, Bradford	101
Temple Terrace, Hillsborough	101
Lamont, Jefferson	100
Tierra Verde, Pinellas	99
Seville, Volusia	99
Astor, Lake	99
Hurlburt Field, Okaloosa	98
South Fort Myers, Lee	97
Canal Point, Palm Beach	96
West Park, Broward	96
Harmony, Osceola	94
Bascom, Jackson	94
Lighthouse Point, Broward	93
Florahome, Putnam	93
Barry University, Dade	92
Waldo, Alachua	91
Missing, St. Johns	91
Florida Gulf Coast Univ, Lee	90
Barefoot Bay, Brevard	89
Cedar Key, Levy	89
Fruit Cove, St. Johns	88
University Of South Florida, Hillsborough	87
Dania Beach, Broward	87
Bradenton Beach, Manatee	86
Saint Leo, Pasco	86
Pinetta, Madison	86
Maitland, Seminole	86
Tyndall Air Force Base, Bay	85
Lorida, Highlands	83
Crystal Beach, Pinellas	82
Missing, Marion	82
Kathleen, Polk	80

COVID-19: characteristics of 1,882,865 Florida resident cases

Data through Mar 1, 2021 verified as of Mar 2, 2021 at 09:25 AM

Data in this report are provisional and subject to change.

The table below includes the cities and counties of residence for cases in Florida residents based on the patient's ZIP Code. Note that city is not always received as part of the initial notification and may be missing while the case is being investigated.

City and county	Cases
F M, Lee	79
Sunny Isles Beach, Dade	77
City Of Sunrise, Broward	76
Palma Ceia, Hillsborough	74
Ocean Ridge, Palm Beach	74
Welaka, Putnam	74
Missing, St. Lucie	73
Fort Denaud, Hendry	73
Patrick Air Force Base, Brevard	72
Avon Park, Polk	72
Eatonville, Orange	71
Campbellton, Jackson	70
Saint Pete Beach, Pinellas	69
Air Mail Facility, Dade	69
Ochopee, Collier	69
Yalaha, Lake	68
Missing, Pinellas	66
Greensboro, Gadsden	65
Boca Grande, Lee	64
North Venice, Sarasota	64
Princeton, Dade	63
Stock Island, Monroe	63
Anna Maria, Manatee	62
Reunion, Osceola	60
Bonita Beach, Lee	59
Cudjoe Key, Monroe	58
Mexico Beach, Bay	58
Destin, Walton	58
Georgetown, Putnam	58
Orlando, Seminole	57
North Redington Beach, Pinellas	56
Bellview, Escambia	56
Lake Suzy, Desoto	54
Missing, Pasco	53
Missing, Santa Rosa	53
Miami, Unknown	53
Micco, Brevard	53
Felda, Hendry	52
Missing, Lake	52
Ona, Hardee	52
Treasure Island, Pinellas	52
Walnut Hill, Escambia	51
Orlando, Dade	51
Northdale, Hillsborough	51
Heathrow, Seminole	51
Miami Springs, Dade	50
Singer Island, Palm Beach	49
Okahumpka, Lake	49
Palm Beach Shores, Palm Beach	49
Salt Springs, Marion	49
Aloma, Orange	49
Missing, Duval	48
Town N Country, Hillsborough	47
Miromar Lakes, Lee	47
Cinco Bayou, Okaloosa	47
Highland City, Polk	45
University Of Tampa, Hillsborough	45
Enterprise, Volusia	45
Duette, Manatee	45

COVID-19: characteristics of 1,882,865 Florida resident cases

Data through Mar 1, 2021 verified as of Mar 2, 2021 at 09:25 AM

Data in this report are provisional and subject to change.

The table below includes the cities and counties of residence for cases in Florida residents based on the patient's ZIP Code. Note that city is not always received as part of the initial notification and may be missing while the case is being investigated.

City and county	Cases
Waverly, Polk	44
Intercession City, Osceola	44
Sewalls Point, Martin	44
Florence Villa, Polk	44
Orlando, Osceola	44
Terra Ceia, Manatee	43
Eaton Park, Polk	42
Kenansville, Osceola	41
Village Of Wellington, Palm Beach	41
Gulf Breeze, Escambia	41
Manalapan, Palm Beach	41
Missing, Palm Beach	41
Green Acres, Palm Beach	40
Ebro, Washington	40
Saint Johns, Duval	40
Lacoochee, Pasco	39
Key Colony Beach, Monroe	39
Orlando, Broward	39
Bayonet Point, Pasco	38
Florida International Univ, Dade	38
Florida A And M University, Leon	37
Ponte Vedra, Duval	37
Orlando, Volusia	37
Village Wellington, Palm Beach	37
Naranja, Dade	36
Orlando, Polk	35
Hialeah Gardens, Dade	35
Highland Beach, Palm Beach	34
Flemington, Marion	34
Pasadena, Pinellas	34
Cortez, Manatee	33
Palm Shores, Brevard	33
Tice, Lee	33
Homeland, Polk	32
Bay Pines, Pinellas	32
Dowling Park, Suwannee	32
Lulu, Columbia	31
Missing, Sumter	31
Miami Shores, Dade	31
Bagdad, Santa Rosa	31
Eloise, Polk	30
Bonaventure, Broward	30
Nocatee, Desoto	29
Stetson University, Volusia	29
Lakeshore, Polk	29
Missing, Seminole	29
Orlando, Hillsborough	29
Venus, Highlands	29
Mcintosh, Marion	29
North Bay Village, Dade	29
Siesta Key, Sarasota	29
Bonita Springs, Collier	29
Lealman, Pinellas	29
Davenport, Osceola	29
Penney Farms, Clay	29
Pensacola Beach, Santa Rosa	28
Missing, Hillsborough	28
Bayshore Gardens, Manatee	28
Hallandle Beach, Broward	28

COVID-19: characteristics of 1,882,865 Florida resident cases

Data through Mar 1, 2021 verified as of Mar 2, 2021 at 09:25 AM

Data in this report are provisional and subject to change.

The table below includes the cities and counties of residence for cases in Florida residents based on the patient's ZIP Code. Note that city is not always received as part of the initial notification and may be missing while the case is being investigated.

City and county	Cases
South Palm Beach, Palm Beach	28
Univ Of FI Student Dorms, Alachua	28
Miami, Broward	27
Saint Marks, Wakulla	27
Jupiter, Martin	27
Missing, Broward	27
Horseshoe Beach, Dixie	27
Florida State, Leon	27
Caryville, Holmes	27
Chokoloskee, Collier	26
City Of Westlake, Palm Beach	26
Alturas, Polk	26
Palmdale, Glades	26
Little Torch Key, Monroe	26
Kinard, Calhoun	26
Homosassa Springs, Citrus	26
Poinciana, Osceola	26
Indian Lake Estates, Polk	25
Missing, Monroe	25
Tangerine, Orange	25
South Miami Heights, Dade	25
Labelle, Glades	24
Pine Hills, Orange	24
Fort Lauderdale, Dade	24
Missing, Escambia	24
Santa Fe, Alachua	24
Earleton, Alachua	24
Westchase, Hillsborough	23
New Smyrna, Volusia	23
Goulds, Dade	23
Pembroke Park, Broward	23
Bradley, Polk	23
Hawthorne, Putnam	23
Archer, Levy	23
Wekiva Springs, Seminole	23
Ridge Manor, Pasco	22
Kissimmee, Orange	22
La Crosse, Alachua	22
Florida Dept Of Corrections, Union	22
Paxton, Walton	22
Wausau, Washington	22
Yankeetown, Levy	22
Sydney, Hillsborough	22
Long Key, Monroe	22
Citrus Ridge, Indian River	22
Balm, Hillsborough	22
Sugarloaf Key, Monroe	22
Tioga, Alachua	22
Perdido Key, Escambia	21
Orange Lake, Marion	21
Wabasso, Indian River	21
Everglades City, Collier	21
Sparr, Marion	21
Plymouth, Orange	21
Bonifay, Washington	21
Bostwick, Putnam	21
Loughman, Polk	20
Pine Castle, Orange	20
Branford, Lafayette	20

COVID-19: characteristics of 1,882,865 Florida resident cases

Data through Mar 1, 2021 verified as of Mar 2, 2021 at 09:25 AM

Data in this report are provisional and subject to change.

The table below includes the cities and counties of residence for cases in Florida residents based on the patient's ZIP Code. Note that city is not always received as part of the initial notification and may be missing while the case is being investigated.

City and county	Cases
Missing, Citrus	20
Indian River Shores, Indian River	20
Missing, Manatee	20
Babcock Ranch, Lee	19
Mexico Beach, Gulf	19
Sun City, Hillsborough	19
Florida International University, Dade	19
Wildlight, Nassau	19
Redington Shores, Pinellas	19
Crystal Springs, Pasco	19
Mango, Hillsborough	19
Parker, Bay	19
Laud-By-The-Sea, Broward	19
Jensen Beach, St. Lucie	18
Lowell, Marion	18
Missing, Indian River	18
Hollywood, Dade	18
Westlake, Palm Beach	18
Orlando, Palm Beach	18
Fort Ogden, Desoto	18
Goodland, Collier	18
Nichols, Polk	17
Nalcrest, Polk	17
Maxville, Duval	17
Champions Gate, Polk	17
Graceville, Holmes	17
Candler, Marion	17
Jacksonville, Unknown	16
West Panama City Beach, Bay	16
Missing, Collier	16
Missing, Okaloosa	16
Forest City, Orange	16
Missing, Brevard	16
Orlando, Pinellas	16
High Springs, Gilchrist	16
Gulf Hammock, Levy	16
Shady Hills, Pasco	16
Union Park, Orange	16
Gulf Stream, Palm Beach	15
Webster, Hernando	15
Tallevast, Manatee	15
Hernando Beach, Hernando	15
Hutchinson Island, St. Lucie	15
White Springs, Columbia	15
Otter Creek, Levy	15
Woodville, Leon	15
Lake City, Suwannee	15
Wewahitchka, Calhoun	15
Trenton, Levy	15
Lake Buena Vista, Orange	15
Golden Oak, Orange	15
Saint Lucie West, St. Lucie	14
Brooksville, Pasco	14
Winter Garden, Lake	14
Murdock, Charlotte	14
Copeland, Collier	14
Lakewood Ranch, Sarasota	14
Village Of Palmetto Bay, Dade	14
Mount Dora, Orange	14

COVID-19: characteristics of 1,882,865 Florida resident cases

Data through Mar 1, 2021 verified as of Mar 2, 2021 at 09:25 AM

Data in this report are provisional and subject to change.

The table below includes the cities and counties of residence for cases in Florida residents based on the patient's ZIP Code. Note that city is not always received as part of the initial notification and may be missing while the case is being investigated.

City and county	Cases
Missing, Bay	14
Laurel Hill, Walton	14
Suwannee, Dixie	14
Graham, Bradford	13
Braden River, Manatee	13
Wahneta, Polk	13
Kingsley Lake, Bradford	13
Gonzalez, Escambia	13
Orlando, Brevard	13
Saint George Island, Franklin	13
Trilby, Pasco	13
Daytona Beach Shores, Volusia	13
Hialeah, Unknown	13
Belleair Bluffs, Pinellas	13
Lake Monroe, Seminole	13
Ramrod Key, Monroe	13
Orlando, Lake	13
Johns Pass Village, Pinellas	13
Buckingham, Lee	13
Watersound, Walton	13
Orlando, Unknown	12
Choctaw Beach, Okaloosa	12
Fort Charlotte, Charlotte	12
Unknown, Dade	12
Long Boat Key, Manatee	12
Pensacola Beach, Escambia	12
Rosemary Beach, Walton	12
Roseland, Indian River	12
Durant, Hillsborough	12
Holder, Citrus	12
Mount Plymouth, Lake	12
Missing, Putnam	12
Missing, Unknown	11
Greenville, Taylor	11
Missing, Martin	11
Citrus Hills, Citrus	11
Orlando, Leon	11
Florida State Univ Admin, Leon	11
Indian Creek Village, Dade	11
Naples, Lee	11
Steinhatchee, Dixie	11
Deer Island, Lake	11
East Lake, Marion	11
Alys Beach, Bay	11
Eau Gallie, Brevard	11
Deerfield Beach, Palm Beach	10
Captiva, Lee	10
Lake Como, Putnam	10
Missing, Polk	10
University Park, Manatee	10
Grandin, Putnam	10
Gibsonia, Polk	10
Redington Beach, Pinellas	10
Telogia, Liberty	10
Missing, Nassau	10
Los Angeles, Dade	10
Ozona, Pinellas	10
Orlando, Duval	10
Dade City, Hernando	10

COVID-19: characteristics of 1,882,865 Florida resident cases

Data through Mar 1, 2021 verified as of Mar 2, 2021 at 09:25 AM

Data in this report are provisional and subject to change.

The table below includes the cities and counties of residence for cases in Florida residents based on the patient's ZIP Code. Note that city is not always received as part of the initial notification and may be missing while the case is being investigated.

City and county	Cases
Leisure City, Dade	10
Hillsboro Beach, Broward	10
Passport, Unknown	10
Seacrest, Walton	10
Elfers, Pasco	9
Fanning Springs, Gilchrist	9
Day, Lafayette	9
Grant Valkaria, Brevard	9
Briny Breezes, Palm Beach	9
Nobleton, Hernando	9
Perrine, Dade	9
Saint Augustine, Duval	9
West Delray Beach, Palm Beach	9
Lloyd, Jefferson	9
Lamont, Madison	9
Forest City, Seminole	9
Haines Creek, Lake	9
Cypress, Jackson	9
Boca Raton, Broward	9
Rubonia, Manatee	9
Babcock Ranch, Charlotte	9
Palma Sola, Manatee	9
Sea Ranch Lakes, Broward	9
Missing, Taylor	9
Innovation, Pasco	9
Cottdale, Washington	9
Beverly Beach, Flagler	9
White City, Gulf	8
Worthington Springs, Union	8
Pine Ridge, Citrus	8
Seybold, Dade	8
Putnam Hall, Putnam	8
Cross Creek, Alachua	8
Fairfield, Marion	8
Fort Walton Beach, Unknown	8
Ferndale, Lake	8
Barberville, Volusia	8
Jerome, Collier	8
Ponce De Leon, Walton	8
Missing, Clay	8
Goldenrod, Seminole	8
Umatilla, Marion	8
Evinston, Alachua	8
Virginia Gardens, Dade	8
Salem, Taylor	8
Orange Springs, Marion	7
Fernandina, Nassau	7
Port Saint John, Brevard	7
Orange Park, Duval	7
Basinger, Okeechobee	7
University Of Central Fl, Hillsborough	7
Orlando, Pasco	7
Longboat Key, Sarasota	7
Keystone Heights, Bradford	7
Fort Lauderdale, Unknown	7
River Ranch, Polk	7
Palm City, St. Lucie	7
Niceville, Walton	7
Orlando, Alachua	7

COVID-19: characteristics of 1,882,865 Florida resident cases

Data through Mar 1, 2021 verified as of Mar 2, 2021 at 09:25 AM

Data in this report are provisional and subject to change.

The table below includes the cities and counties of residence for cases in Florida residents based on the patient's ZIP Code. Note that city is not always received as part of the initial notification and may be missing while the case is being investigated.

City and county	Cases
Saint Augustine Beach, St. Johns	7
Switzerland, St. Johns	7
Maitland, Volusia	7
Aripeka, Pasco	7
Holt, Santa Rosa	7
Orlando, Flagler	6
Orlando, Marion	6
Sunny Hills, Washington	6
Valkaria, Brevard	6
Okeechobee, Glades	6
Quail Heights, Dade	6
Punta Gorda, Lee	6
Miami Gardens, Broward	6
Indian Shores, Pinellas	6
Missing, Walton	6
Labelle, Lee	6
Winter Park, Polk	6
Winderemere, Orange	6
Maitland, Hillsborough	6
Grove City, Charlotte	6
Coco River, Collier	6
Eglin, Okaloosa	6
Glenwood, Volusia	6
Orchid, Indian River	6
Miccosukee, Leon	6
Pensacola, Unknown	6
Ybor City, Hillsborough	6
Morriston, Marion	6
Duck Key, Monroe	6
Newberry, Gilchrist	6
East Rockland Key, Monroe	6
Lake Butler, Bradford	6
Missing, Flagler	6
Mayport Naval Station, Duval	6
Bradenton, Sarasota	6
Maitland, Osceola	6
Inglis, Citrus	6
N/A, Unknown	5
Ocoee, Lake	5
Okeechobee, Martin	5
Orlando, Manatee	5
Wakulla Springs, Wakulla	5
Miami Beach, Unknown	5
Fort Lauderdale, Lee	5
Anastasia Island, St. Johns	5
Point Washington, Walton	5
University Of Central Fl, Martin	5
Williston, Marion	5
Psi, Unknown	5
San Carlos Park, Lee	5
Pompano Beach, Unknown	5
Bayou George, Bay	5
Boynton Beach, Broward	5
Miramar, Dade	5
Miami Gardens, Unknown	5
Kissimmee, Unknown	5
Jacksonville Naval Air Station, Duval	5
Fort Lauderdale, Palm Beach	5
Clarcona, Orange	5

COVID-19: characteristics of 1,882,865 Florida resident cases

Data through Mar 1, 2021 verified as of Mar 2, 2021 at 09:25 AM

Data in this report are provisional and subject to change.

The table below includes the cities and counties of residence for cases in Florida residents based on the patient's ZIP Code. Note that city is not always received as part of the initial notification and may be missing while the case is being investigated.

City and county	Cases
Ebro, Bay	5
Bruce, Holmes	5
Hialeah, Broward	5
Westchester, Dade	5
Port Salerno, Martin	5
Ocean Breeze, Martin	5
Missing, Sarasota	5
Missing, Columbia	5
Missing, Highlands	5
Scottsmoor, Brevard	5
Pass, Unknown	5
Miami, Palm Beach	5
Stuart, St. Lucie	5
Shady Grove, Taylor	5
Missing, Leon	5
Milton, Escambia	5
Inlet Beach, Bay	5
Mayport, Duval	5
Deland, Lake	5
Marina Del Rey, Dade	4
Greenville, Jefferson	4
Oklawaha, Marion	4
West Bradenton, Manatee	4
Port Charlotte, Unknown	4
Live Oak, Madison	4
Loxahatchee Groves, Palm Beach	4
Pensacola, Santa Rosa	4
Pp, Dade	4
Glen Ridge, Palm Beach	4
Coconut Creek, Palm Beach	4
Mid Florida, Seminole	4
Highland Park, Polk	4
Margate, Unknown	4
Melrose, Bradford	4
Los Angeles, Broward	4
Lamont, Taylor	4
Lazy Lake, Broward	4
Missing, Osceola	4
Branford, Gilchrist	4
Cape Haze, Charlotte	4
Clewiston, Palm Beach	4
Conch Key, Monroe	4
Okeechobee, Osceola	4
Sandestin, Walton	4
Seacrest, Bay	4
Pompano Beach, Dade	4
Bella Collina, Lake	4
Alys Beach, Walton	4
El Jobean, Charlotte	4
Missing, Alachua	4
Naples, Unknown	4
Hinsdale, Manatee	4
Weirsdale, Lake	4
Pompano Beach, Palm Beach	4
Oneco, Manatee	4
International Service Center, Dade	4
Island Grove, Alachua	4
Hollywood, Unknown	4
Indian Rock Beach, Pinellas	4

COVID-19: characteristics of 1,882,865 Florida resident cases

Data through Mar 1, 2021 verified as of Mar 2, 2021 at 09:25 AM

Data in this report are provisional and subject to change.

The table below includes the cities and counties of residence for cases in Florida residents based on the patient's ZIP Code. Note that city is not always received as part of the initial notification and may be missing while the case is being investigated.

City and county	Cases
Bowling Green, Polk	4
Cypress Gardens, Polk	4
Crestview, Walton	3
Cross Key, Monroe	3
Cape San Blas, Gulf	3
Apopka, Lake	3
Green Cove Springs, Duval	3
Fernandina Beach, Duval	3
Fpo, Duval	3
Mayport Naval Housing, Duval	3
Monticello, Madison	3
Samoset, Manatee	3
San Fernando, Unknown	3
Vernon, Bay	3
High Springs, Columbia	3
Jonesville, Alachua	3
Julington Creek, St. Johns	3
Jupiter Island, Martin	3
Longwood, Unknown	3
Mims, Volusia	3
Miramar, Unknown	3
Marco Island, Lee	3
Alford, Washington	3
Altamonte Springs, Orange	3
Pembroke Pines, Unknown	3
Ocean Reef Club, Monroe	3
Vero Beach, St. Lucie	3
Sorrento, Orange	3
Stuart, Palm Beach	3
Chicago, Lee	3
Coraopolis, Citrus	3
Champions Gate, Osceola	3
Bristol, Calhoun	3
North Fort Myers, Charlotte	3
Jacksonville, Alachua	3
Land O Lakes, Hillsborough	3
Lady Lake, Marion	3
Fisher Island, Unknown	3
Jacksonville , Duval	3
Bay Harbor Islands, Unknown	3
Ft Pierce, St. Lucie	3
Westville, Walton	3
Wacissa, Jefferson	3
Sugarloaf, Monroe	3
Milligan, Okaloosa	3
Lake Worth, Broward	3
Jacksonville, Dade	3
Pass, Dade	3
Vero Beach, Brevard	3
Brewton, Escambia	3
Apopka, Broward	3
Maitland, Polk	3
Lake Harbor, Palm Beach	3
Lanark Village, Franklin	3
Pp, Unknown	3
Orem, Palm Beach	3
Woodside, Broward	3
Lynbrook, Broward	3
Miami, Orange	3

COVID-19: characteristics of 1,882,865 Florida resident cases

Data through Mar 1, 2021 verified as of Mar 2, 2021 at 09:25 AM

Data in this report are provisional and subject to change.

The table below includes the cities and counties of residence for cases in Florida residents based on the patient's ZIP Code. Note that city is not always received as part of the initial notification and may be missing while the case is being investigated.

City and county	Cases
Lake Geneva, Clay	3
Lake City, Duval	3
Lakeland, Hillsborough	3
Immokalee, Lee	3
Hallandale Beach, Unknown	3
Fort Myers, Unknown	3
Blountstown, Liberty	3
Port Saint Lucie, Martin	3
Saint Petersburg, Hillsborough	3
Palm Coast, Volusia	3
Village Of Golf, Palm Beach	3
Wildwood, Marion	3
Saint Augusaintine Beach, St. Johns	3
Missing, Hernando	3
Pineland, Lee	3
Tampa Palms, Hillsborough	3
Tampa, Pinellas	3
Winter Garden, Seminole	3
Tarpon Springs, Pasco	3
Jacksonville, Clay	3
Laurel, Sarasota	3
Ludlam, Dade	3
Clermont, Orange	3
Clermont, Polk	2
Bronx, Seminole	2
Doctors Inlet, Clay	2
Bonifay, Jackson	2
Bonnie, Sarasota	2
Lecanto, Marion	2
Miami Shores, Broward	2
Maitland, Leon	2
Lake Helen, Orange	2
Fort Myers, Collier	2
Fort Pierce, Martin	2
Weston, Dade	2
West Palm Beach, Dade	2
Winter Park, Leon	2
Redland, Dade	2
Olustee, Baker	2
Orlando, Charlotte	2
Orlando, Santa Rosa	2
Palm Springs North, Dade	2
Seven Springs, Pasco	2
Upper Key Largo, Monroe	2
University Of Central Florida, Brevard	2
West Palm Beach, Broward	2
West Villages, Sarasota	2
Zellwood, Lake	2
Phoenix, Lake	2
Mount Pleasant, Gadsden	2
None, Dade	2
Navarre, Okaloosa	2
Blountstown, Jackson	2
Alligator Point, Franklin	2
Bradington, Manatee	2
Coconut Creek, Unknown	2
Crawfordville, Leon	2
Eatonville, Lake	2
Hallandale Beach, Dade	2

COVID-19: characteristics of 1,882,865 Florida resident cases

Data through Mar 1, 2021 verified as of Mar 2, 2021 at 09:25 AM

Data in this report are provisional and subject to change.

The table below includes the cities and counties of residence for cases in Florida residents based on the patient's ZIP Code. Note that city is not always received as part of the initial notification and may be missing while the case is being investigated.

City and county	Cases
Lawtey, Union	2
Lutz, Pinellas	2
Los Angeles, Okaloosa	2
Wekiwa Springs, Seminole	2
Wimauma, Manatee	2
University Of Central Florida, Palm Beach	2
University Of Central Florida, Pinellas	2
Provo, Broward	2
Portland, Unknown	2
Sumatra, Liberty	2
Maitland, Lake	2
Hialeah Lakes, Dade	2
Hialeah, Orange	2
Moore Haven, Hendry	2
Naples, Broward	2
Cassadaga, Volusia	2
Fort Walton Beach, Walton	2
Duke Field Air Force Station, Okaloosa	2
Dunnellon, Levy	2
University Of Central Florida, Broward	2
Orlando, Okaloosa	2
Ridge Manor Estates, Sumter	2
Saint Teresa, Wakulla	2
Miamt, Dade	2
Ocala, Unknown	2
Inverness, Polk	2
Maitland, Pasco	2
Madison, Unknown	2
Florida Power & Light Co, Dade	2
Amelia City, Nassau	2
Apopka, Unknown	2
Alligator Point, Wakulla	2
Chipley, Jackson	2
Red Bay, Holmes	2
Saint Marys, Nassau	2
Pembroke Lakes, Broward	2
Port Saint Lucie, Palm Beach	2
Tampa, Unknown	2
Sutton, Pasco	2
Windermere, Lake	2
Fort Lauderdale, Alachua	2
Deerfield Beach, Unknown	2
Doral, Unknown	2
Brooklyn, Broward	2
Cross City, Taylor	2
Carl Fisher, Dade	2
Jupiter, Dade	2
Homeless, Hillsborough	2
Lakeland, Unknown	2
Micanopy, Marion	2
Jacksonville Naval Hospital, Duval	2
Hosford, Calhoun	2
Melrose, Clay	2
Mesa, Unknown	2
Marina Del Rey, Broward	2
Longview, Dade	2
Jacksonville, Nassau	2
Aventura, Broward	2
000000, Unknown	2

COVID-19: characteristics of 1,882,865 Florida resident cases

Data through Mar 1, 2021 verified as of Mar 2, 2021 at 09:25 AM

Data in this report are provisional and subject to change.

The table below includes the cities and counties of residence for cases in Florida residents based on the patient's ZIP Code. Note that city is not always received as part of the initial notification and may be missing while the case is being investigated.

City and county	Cases
Dfafs, Okaloosa	2
Summerfield, Unknown	2
Tampa, Hernando	2
Sharpes, Brevard	2
Sebring, Desoto	2
Saint Lucie Village, St. Lucie	2
Ormond Beach, Flagler	2
Noma, Holmes	2
Orlando, Lee	2
Panama City, Unknown	2
Pembroke Pines, Dade	2
Wauchula, Desoto	2
Vero Beach, Unknown	2
Yeehaw, Okeechobee	2
Venice, Dade	2
West Palm Beach, Unknown	2
Windermere, Hillsborough	2
Winter Park, Volusia	2
Winter Springs, Orange	2
Okeechobee, Highlands	2
Orlando, Escambia	2
Port Charlotte, Lee	2
Port St. Lucie, St. Lucie	2
Sand Lake, Orange	2
University Of Central Fl, Seminole	2
Union, Manatee	2
At Large, Broward	2
Bonnie, Dade	2
Fort Pierce, Brevard	2
Graceville, Unknown	2
Eatonville, Polk	2
Delray Beach, Broward	2
Marathon Shores, Monroe	2
Miami, Martin	2
Long Beach, Orange	2
New Port Richey, Hillsborough	2
Jena, Taylor	2
Lauderhill, Unknown	2
Labelle, Collier	2
Tampa, Broward	2
Tarpon Springs, Hillsborough	2
Seguin, Unknown	2
Sarasota, Unknown	2
Sunrise, Unknown	2
Port Canaveral, Brevard	2
Plantation Key, Monroe	2
Orlando, Collier	2
Orlando, St. Lucie	2
Oakland Park, Unknown	2
Marysville, Dade	2
Callahan, Duval	2
Dade City, Unknown	2
Cibolo, Orange	2
Claysville, Hernando	2
Crescent Beach, Sarasota	2
Defuniak Springs, Okaloosa	2
Defuniak Springs, Unknown	2
Dona Vista, Lake	1
East Setauket, Palm Beach	1

COVID-19: characteristics of 1,882,865 Florida resident cases

Data through Mar 1, 2021 verified as of Mar 2, 2021 at 09:25 AM

Data in this report are provisional and subject to change.

The table below includes the cities and counties of residence for cases in Florida residents based on the patient's ZIP Code. Note that city is not always received as part of the initial notification and may be missing while the case is being investigated.

City and county	Cases
El Dorado, Palm Beach	1
Fleming Island, Duval	1
Fellsmere, Brevard	1
Crestview, Broward	1
Clearwater, Leon	1
Charlotte, Alachua	1
Dalecity, Okaloosa	1
Daytona Beach, Orange	1
Deerfield Beach, Polk	1
Crystal River, Marion	1
Crystal River, Unknown	1
Canton, Duval	1
Cantonment, Santa Rosa	1
Cape Coral, Unknown	1
Brooklyn, Polk	1
Bryceville, Duval	1
Bradenton, Lee	1
Boca Raton, Dade	1
Boca Raton, Madison	1
Bogota, Unknown	1
Bal Harbour, Broward	1
Atlanta, Walton	1
Attalla, Broward	1
Auburn, Palm Beach	1
Autaugaville, Broward	1
Apopka, Volusia	1
Alachua, Suwannee	1
Alafaya, Broward	1
Alafaya, Pinellas	1
Lake Clarke Shores, Palm Beach	1
Lake Forest, Collier	1
Merrick, Palm Beach	1
Metter, Manatee	1
Miami, Osceola	1
Miamiardens, Unknown	1
Miamksaohes, Dade	1
Jacksonville, Baker	1
Jacksonville, Marion	1
Irmo, Unknown	1
Key West, Palm Beach	1
Kilgore, Dade	1
Jupiter Inlet, Palm Beach	1
Jzx, Unknown	1
Land O Lakes, Unknown	1
Landolakes, Unknown	1
Lawton, Okaloosa	1
Levittown, Palm Beach	1
Lima, Manatee	1
Lima, Volusia	1
Macclenny, Dixie	1
Madison, Jefferson	1
Maitland, Collier	1
Florida City, Unknown	1
Fort Lauderdale, Collier	1
Gainesville, Levy	1
Glen Cove, Unknown	1
Glen Saint Mary, Duval	1
Golden Oak, Hillsborough	1
Immokalee, Walton	1

COVID-19: characteristics of 1,882,865 Florida resident cases

Data through Mar 1, 2021 verified as of Mar 2, 2021 at 09:25 AM

Data in this report are provisional and subject to change.

The table below includes the cities and counties of residence for cases in Florida residents based on the patient's ZIP Code. Note that city is not always received as part of the initial notification and may be missing while the case is being investigated.

City and county	Cases
Greensboro, Leon	1
Ocala, Duval	1
Orem, Dade	1
Orlando, Citrus	1
Okeechobi, Unknown	1
North Porte, Unknown	1
Notrealville, Polk	1
Monument, Broward	1
Mokena, Lee	1
Miami Dade, Unknown	1
Myrtle Beach, Broward	1
Morrisville, Palm Beach	1
North Brunswick, St. Lucie	1
North Grafton, Dade	1
North Lauderdale, Unknown	1
Orlando, Walton	1
Oviedo, Lake	1
Orlando, Gadsden	1
Orlando, Hernando	1
Orlando, St. Johns	1
Plantation, Leon	1
Pooler, Broward	1
Pensacola, Dade	1
Panomo City, Bay	1
Parrish, Sarasota	1
Rye, Palm Beach	1
San Marcos, Unknown	1
Ridgewood, Lee	1
Roayl Palm Beach, Palm Beach	1
Roseville, Broward	1
Port St. Lucie, Unknown	1
Punta Gorda, Sarasota	1
Putnam, Putnam	1
Surprise, Unknown	1
Syracuse, Unknown	1
St Cloud, Orange	1
St Helena Is, Dade	1
Saint Petersburg, Bay	1
Twentynine Palms, Broward	1
Venezuela, Unknown	1
Vernon, Walton	1
Waukesha, Volusia	1
West Miami, Unknown	1
Windermere, Alachua	1
Winfield, Hillsborough	1
Winter Garden, Unknown	1
Winter Park, Brevard	1
Winter Park, Unknown	1
Whippany, Volusia	1
Xifamk, Dade	1
Indianapolis, Lee	1
Jupiter, Pinellas	1
Kansas City, Palm Beach	1
Lake In The Hills, Broward	1
Lake Worth, Unknown	1
Litchfield Park, Monroe	1
Littleton, St. Johns	1
Newaygo, Charlotte	1
New Canaan, Dade	1

COVID-19: characteristics of 1,882,865 Florida resident cases

Data through Mar 1, 2021 verified as of Mar 2, 2021 at 09:25 AM

Data in this report are provisional and subject to change.

The table below includes the cities and counties of residence for cases in Florida residents based on the patient's ZIP Code. Note that city is not always received as part of the initial notification and may be missing while the case is being investigated.

City and county	Cases
Na, Dade	1
Naples, Leon	1
Melbourne, Volusia	1
Mattoon, Lee	1
Milford, Bay	1
Milford, Unknown	1
Los Angeles, Orange	1
Maitland, Palm Beach	1
Marianna, Leon	1
Marianna, Washington	1
Mary Esther, Hillsborough	1
Clearwater, Hillsborough	1
Coal City, Pasco	1
Commerce Township, Manatee	1
Crawfordville, Alachua	1
Eureka, Flagler	1
Evansville, Citrus	1
Crescent City, Marion	1
Crestview, Unknown	1
Denton, Broward	1
Destin, Bay	1
Gwynn Oak, Polk	1
Fort Worth, Broward	1
Franklin, Orange	1
Frostproof, Highlands	1
Gainesville, Palm Beach	1
Gainesville, Santa Rosa	1
Bonnie, St. Johns	1
Belleair Bluffs, Unknown	1
Brownsville, Escambia	1
Boys Ranch, Suwannee	1
Celebration, Orange	1
Chicago, Broward	1
Choctaw Beach, Unknown	1
Austin, Dade	1
Apo, Collier	1
Big Torch Key, Monroe	1
Black, Holmes	1
Boca Raton, Lee	1
Bonifay, Unknown	1
Atlantis, Palm Beach	1
8852 Teacher Ln, Pasco	1
Addison, Pasco	1
Apopka, Citrus	1
Apopka, Hillsborough	1
Arabi, Orange	1
Tavares, Unknown	1
Temple, Palm Beach	1
Surfside Beach, Orange	1
Tampa, Duval	1
Summerdale, Escambia	1
Sun City Center, Lee	1
Saint Charles, Orange	1
St Peterburg, Orange	1
Stiamk, Dade	1
Scottsdale, Brevard	1
Roswell, Bay	1
Ruskin, Dade	1
Ruskin, Manatee	1

COVID-19: characteristics of 1,882,865 Florida resident cases

Data through Mar 1, 2021 verified as of Mar 2, 2021 at 09:25 AM

Data in this report are provisional and subject to change.

The table below includes the cities and counties of residence for cases in Florida residents based on the patient's ZIP Code. Note that city is not always received as part of the initial notification and may be missing while the case is being investigated.

City and county	Cases
Saint Petersburg, Duval	1
Saint Petersburg, Manatee	1
Port Saint Lucie, Marion	1
Port St Luice, Unknown	1
Pompano Beach, Osceola	1
Pensacola Naval Hospital, Escambia	1
Plymouth, Pasco	1
Pass-A-Grille, Pinellas	1
Oviedo, Orange	1
Pace, Escambia	1
Painted Post, Pasco	1
Palatka, Marion	1
Okeechobee, Unknown	1
North Port, Charlotte	1
Winter Springs, Polk	1
Youngstown, Washington	1
Winnetka, Dade	1
Winter Garden, Osceola	1
Winter Haven, Osceola	1
Winter Park, Duval	1
Winter Park, Palm Beach	1
Weston, Unknown	1
Wildwood, Lee	1
West Hollywood, Broward	1
Wakefield, Broward	1
Waverly, Duval	1
Wabasha, Clay	1
Unknown, Duval	1
Upland, Manatee	1
White Plains, Broward	1
Whites Creek, Leon	1
Windermere, Volusia	1
Wtixrat, Dade	1
Ventura, Orange	1
Westlake Village, Unknown	1
Watersound, Bay	1
University Of Central Florida, Lee	1
Unk, Duval	1
Trenton, Dixie	1
Unknown, Unknown	1
Pembroke Pines, Orange	1
Pensacola, Sumter	1
Palmetto, Dixie	1
Perth Amboy, Hillsborough	1
Puerto Rico, Unknown	1
Punta Gorda, Unknown	1
Randolph, Orange	1
Rivera Beach, Palm Beach	1
Port Orange, Brevard	1
Powell, Lee	1
Orlando, Jackson	1
Paducah, Manatee	1
Palm Coast, Unknown	1
Oldsra, Manatee	1
Newberry, Levy	1
Saint Petersburg, Charlotte	1
Saint Augustine, Flagler	1
Seffenner, Hillsborough	1
Seminole, Lee	1

COVID-19: characteristics of 1,882,865 Florida resident cases

Data through Mar 1, 2021 verified as of Mar 2, 2021 at 09:25 AM

Data in this report are provisional and subject to change.

The table below includes the cities and counties of residence for cases in Florida residents based on the patient's ZIP Code. Note that city is not always received as part of the initial notification and may be missing while the case is being investigated.

City and county	Cases
Toms River, Lee	1
Tourist, Dade	1
Sunrtise, Dade	1
Tallahassee, Gadsden	1
Tallahassee, Madison	1
Stratford, Broward	1
Crossings, Unknown	1
Davenport, Lake	1
Davie, Unknown	1
Dayton, Orange	1
Edgewood, Broward	1
Elkton, Putnam	1
Chesterfield, Broward	1
Carteret, Polk	1
Cincinnati, Dade	1
Connellsville, Highlands	1
Armstrong, St. Johns	1
Atl, Brevard	1
Alva, Escambia	1
Andalusia, Escambia	1
Arcadia, Highlands	1
Baker, Santa Rosa	1
Belleville, Palm Beach	1
Belmont, Santa Rosa	1
Blountstown, Broward	1
Bronson, Alachua	1
Brooker, Alachua	1
Bradenton, Clay	1
Brandon, Pinellas	1
Bonita, Lee	1
Bocaraten, Palm Beach	1
Longwood, Broward	1
Lucedale, St. Lucie	1
Mayaguez, Dade	1
Macclenny, Duval	1
Mantua, Broward	1
Middletown, Osceola	1
North Laud, Unknown	1
Ocala, Citrus	1
Ocoee, Unknown	1
Odessa, Dade	1
New Vernon, Palm Beach	1
Monroe, Hillsborough	1
Missing, Gilchrist	1
Hudson, Pinellas	1
Hoosick Falls, Broward	1
Indian Rock Beach, Palm Beach	1
Interlachen, Duval	1
Kure Beach, Monroe	1
Lakeland, Palm Beach	1
Floral, Okaloosa	1
Forestville, Volusia	1
Gibson, Unknown	1
Gainesville, Okaloosa	1
Gainesville, Unknown	1
Greenbrier, Bay	1
Groveland, Orange	1
Hialeahgardens, Dade	1
Hiram, Leon	1

COVID-19: characteristics of 1,882,865 Florida resident cases

Data through Mar 1, 2021 verified as of Mar 2, 2021 at 09:25 AM

Data in this report are provisional and subject to change.

The table below includes the cities and counties of residence for cases in Florida residents based on the patient's ZIP Code. Note that city is not always received as part of the initial notification and may be missing while the case is being investigated.

City and county	Cases
Mckinney, Broward	1
Miamc, Dade	1
Matawan, Palm Beach	1
Missing, Okeechobee	1
Monroe Township, Palm Beach	1
Moore Haven, Okeechobee	1
Morrisville, Unknown	1
Longwood, Volusia	1
Ldhl, Broward	1
Lincoln, St. Lucie	1
Little Neck, Lee	1
Lake Butler, Alachua	1
Knoxville, Bay	1
Las Vegas, Palm Beach	1
Homeless, Monroe	1
Homeless, Pinellas	1
Howell, Dade	1
Hudson, Hernando	1
Hoclywsod, Dade	1
Holiday, Pinellas	1
Indian Rocks Beach, Duval	1
Indiantown, Palm Beach	1
Inglewood, Sarasota	1
Inverness, Marion	1
Inwood, Broward	1
Irvine, Marion	1
Istachatta, Hernando	1
Jupiter, St. Lucie	1
Kenilworth, Leon	1
Jacksonville, Orange	1
Jefferson, Dade	1
Jonesboro, Leon	1
Kingsland, Nassau	1
Key West, Duval	1
Keys West, Unknown	1
Carmel, Orange	1
Cedar Springs, Hernando	1
Chicago, Unknown	1
Coconut Ck, Unknown	1
Dallas, Hernando	1
Dayton, Lake	1
Daytona Beach, Pinellas	1
Dearborn, Broward	1
Deer Park, Dade	1
Brooklyn, Dade	1
Brooklyn, Lee	1
Caracas, Dade	1
Bonnie, Broward	1
Boston, Broward	1
Bel Air, Collier	1
O, Manatee	1
Alachua, Duval	1
Alpharetta, Broward	1
Apopka, Clay	1
Asheville, Highlands	1
Astoria, Broward	1
Bartow, Hardee	1
Downingtown, Broward	1
Downingtown, Hillsborough	1

COVID-19: characteristics of 1,882,865 Florida resident cases

Data through Mar 1, 2021 verified as of Mar 2, 2021 at 09:25 AM

Data in this report are provisional and subject to change.

The table below includes the cities and counties of residence for cases in Florida residents based on the patient's ZIP Code. Note that city is not always received as part of the initial notification and may be missing while the case is being investigated.

City and county	Cases
Dpo, Santa Rosa	1
Dunedin, Unknown	1
Deerfield, Dade	1
Deland, Seminole	1
Deltona, Seminole	1
Fort Lauderdale, Leon	1
Fort Myers, Sarasota	1
Fort Pierce, Palm Beach	1
Fort White, Clay	1
East Palatka, Hillsborough	1
Eastpoint, Leon	1
Garden City, Alachua	1
Gaylord, Orange	1
Gotcha, Orange	1
Greensburg, Palm Beach	1
Erie, Monroe	1
Hallandale, Unknown	1
Haines City, Osceola	1
Hernando, Marion	1
Hialeah, Collier	1
Helen, Bay	1
Winter Garden, Duval	1
Woodbine, Nassau	1
West APlm Beach, Palm Beach	1
West Yarmouth, St. Lucie	1
Venetian Islands, Dade	1
Yulee, St. Johns	1
Zephyrhills, Hillsborough	1
Syracuse, Polk	1
Tallahassee, Dade	1
Tamarac, Dade	1
Sunbright, Palm Beach	1
Tavares, Orange	1
Tequesta, Martin	1
Topsham, Manatee	1
Town Of Nocatee, St. Johns	1
Troy, Manatee	1
Unkn, Duval	1
Waipahu, Santa Rosa	1
Ward, Polk	1
Wellborn, Columbia	1
Prattville, Hillsborough	1
Prestonsburg, Bay	1
Quincy, Jackson	1
Rapid City, Broward	1
Russellville, Bay	1
Saint Cloud, Palm Beach	1
Petersburg, Manatee	1
Piasa, Putnam	1
Saint Joseph, Volusia	1
San Antonio, Orange	1
Sanford, Unknown	1
Seminole, Leon	1
Suitland, Volusia	1
Shalimar, Unknown	1
Shirley, Flagler	1
Oldsmar, Hillsborough	1
Olean, Alachua	1
North Palm Beach, Orange	1

COVID-19: characteristics of 1,882,865 Florida resident cases

Data through Mar 1, 2021 verified as of Mar 2, 2021 at 09:25 AM

Data in this report are provisional and subject to change.

The table below includes the cities and counties of residence for cases in Florida residents based on the patient's ZIP Code. Note that city is not always received as part of the initial notification and may be missing while the case is being investigated.

City and county	Cases
Northport, Sarasota	1
Oakland, Lee	1
Milford, Lee	1
Myakka City, Sarasota	1
Na, Leon	1
New Middletown, Hillsborough	1
New Port Richey, Pinellas	1
New Port Richey, Unknown	1
Newberry, Marion	1
Orlo Vista, Orange	1
Other, Dade	1
Palm Beach Gardens, Unknown	1
Palmetto Bay, Palm Beach	1
Palmetto, Pasco	1
Parma, Manatee	1
Pass-A-Grille Beach, Pinellas	1
Chipley, Holmes	1
Daniel Island, Bay	1
Colorado Springs, Unknown	1
Conifer, Lee	1
El Paso, Unknown	1
Fl State Lot, Leon	1
Everett, Dade	1
Destin, Unknown	1
Diamond, Highlands	1
Dunellen, Dade	1
Eatonville, Seminole	1
Altamonte, Orange	1
Alva, Collier	1
333, Unknown	1
Allentown, Putnam	1
Apple Creek, Citrus	1
Amelia Village, Nassau	1
Barefoot Beach, Lee	1
Battle Creek, Manatee	1
Avon, Manatee	1
Aventura, Osceola	1
Bryn Mawr, Palm Beach	1
Burkeville, Brevard	1
Camden Wyoming, Duval	1
Chattanooga, Dade	1
Bear Grass, Palm Beach	1
Azalea Park, Osceola	1
Boca Raton,, Palm Beach	1
Boston, Dade	1
Fort Denaud, Glades	1
Fort Meyers, Lee	1
Fortlauderdale, Unknown	1
Fortwalton Beach, Okaloosa	1
Ft Pierce, Unknown	1
Garland, Orange	1
Hallandate Ben, Unknown	1
Havana, Leon	1
Homeless, Dade	1
Homer, Escambia	1
Hickory, Lee	1
Hilliard, Unknown	1
Longwood, Orange	1
Lehigh Cares, Lee	1

COVID-19: characteristics of 1,882,865 Florida resident cases

Data through Mar 1, 2021 verified as of Mar 2, 2021 at 09:25 AM

Data in this report are provisional and subject to change.

The table below includes the cities and counties of residence for cases in Florida residents based on the patient's ZIP Code. Note that city is not always received as part of the initial notification and may be missing while the case is being investigated.

City and county	Cases
Live Oak, Columbia	1
Loganville, Orange	1
Jeffersonville, Broward	1
Knoxville, Escambia	1
Lauderdale Hill, Unknown	1
Lake Forest, Monroe	1
Lake Mary, Lake	1
Ocean City, Broward	1
Old Town, Gilchrist	1
Opa Locka, Polk	1
Orem, Sarasota	1
Orem, Unknown	1
Palm City, Unknown	1
Oviedo, Leon	1
Middleburg, Duval	1
Midland, Osceola	1
Miami, Charlotte	1
Miamii, Dade	1
Miami Garden, Unknown	1
North Miami, Broward	1
Missing, Wakulla	1
Mumford, Manatee	1
N/A, Duval	1
Naples, Alachua	1
San Antonio, Dade	1
San Diego, Unknown	1
Sanford, Palm Beach	1
Sebastian, Lake	1
Ridgewood, Broward	1
Riverview, Manatee	1
Riverview, Osceola	1
Roseland, Palm Beach	1
Republic, Monroe	1
Richmond, Palm Beach	1
Russellville, Hillsborough	1
Saint Augustine, Okaloosa	1
Plant City, Unknown	1
Pompano Beach, Alachua	1
Porter Ranch, Dade	1
Raiford, Bradford	1
Ponte Vedra Beach, Orange	1
Port Orange , Volusia	1
Port Saint Lucie, Indian River	1
University Of Central Florida, Hillsborough	1
Village Of Palm Springs, Palm Beach	1
Virginia Beach, Alachua	1
Webster, Pasco	1
Westerville, Hillsborough	1
Wilton Manors, Dade	1
Wilbur By The Sea, Volusia	1
Willowbrook, Lee	1
Union City, Bradford	1
University Of Central FI, Pasco	1
Steinhatchee, Alachua	1
Tampa, Escambia	1
Tampa, Manatee	1
Tangerine, Lake	1
Winston Salem, Unknown	1
Winter Garden, Hillsborough	1

COVID-19: characteristics of 1,882,865 Florida resident cases

Data through Mar 1, 2021 verified as of Mar 2, 2021 at 09:25 AM

Data in this report are provisional and subject to change.

The table below includes the cities and counties of residence for cases in Florida residents based on the patient's ZIP Code. Note that city is not always received as part of the initial notification and may be missing while the case is being investigated.

City and county	Cases
Woodland Hills, Brevard	1
Youngstown, Calhoun	1
Yulee, Duval	1
Downers Grove, St. Lucie	1
Export, Palm Beach	1
Fdsf, Unknown	1
Felda, Palm Beach	1
Flagler Beach, Volusia	1
Flora, Lee	1
Fort Myers, Lake	1
Fresno, Pasco	1
Fruitland Park, Sumter	1
Fwb, Unknown	1
Gainesville, Marion	1
Gastonia, Polk	1
Clearwater, Highlands	1
Clermont, Unknown	1
Columbia, Orange	1
Coral Gables, Unknown	1
Coral Springs, Unknown	1
Cornelius, Leon	1
Crestview, Dade	1
Dade City, Polk	1
Dania, Unknown	1
Darien, Pasco	1
Arcadia, Charlotte	1
Aspen, Palm Beach	1
Atlanta, Broward	1
Aurburndale, Polk	1
Aventura, Unknown	1
Azalea Park, Sarasota	1
Bartow, Unknown	1
Biscayne Park, Broward	1
Boca Rotan, Unknown	1
Alpharetta, Alachua	1
Apalachicola, Leon	1
Brooksville, Columbia	1
Bryn Mawr, Collier	1
Canfield, Duval	1
Naugatuck, Lee	1
Myakka, Duval	1
Newport Beach, Palm Beach	1
North Little Rock, Palm Beach	1
New Vernon, Sarasota	1
New York, Broward	1
Northville, Broward	1
Ocala, Indian River	1
Ocoee, Broward	1
Missing, Baker	1
Middleburg, Unknown	1
Milford, Palm Beach	1
Minneapolis, Broward	1
Melbourne, Orange	1
Metter, Volusia	1
Miami Beach, Palm Beach	1
Miami Granders, Dade	1
Hilliard, Dade	1
Hollywood, Leon	1
Holt, Unknown	1

COVID-19: characteristics of 1,882,865 Florida resident cases

Data through Mar 1, 2021 verified as of Mar 2, 2021 at 09:25 AM

Data in this report are provisional and subject to change.

The table below includes the cities and counties of residence for cases in Florida residents based on the patient's ZIP Code. Note that city is not always received as part of the initial notification and may be missing while the case is being investigated.

City and county	Cases
Homestead, Monroe	1
Humble, Broward	1
Green, Clay	1
Greensburg, Orange	1
Greenville, Monroe	1
Gulf Shores, Escambia	1
Killarney, Orange	1
Knoxville, Duval	1
Havanna, Gadsden	1
Jan Phyl Village, Polk	1
Johns Island, Wakulla	1
Los Angeles, Polk	1
Maitland, Unknown	1
Lakeland, Pasco	1
Lakewood, Unknown	1
Lake City, Volusia	1
Sumter Ville, Unknown	1
Tallahassee, Escambia	1
Springhill, Unknown	1
Stockbridge, Leon	1
Sullivans Island, Dade	1
Tinley Park, Lee	1
University Of Central Fl, Dade	1
Telluride, Lee	1
Tampa, Dade	1
Tampa, Lee	1
Sevierville, Dade	1
South Otselic, Dade	1
Southampton, Palm Beach	1
Saint Petersburg, Dade	1
San Juan, Osceola	1
San Pedro Sula, Dade	1
Sandy, Duval	1
Richmond Heights, Dade	1
Riverview, Pinellas	1
Rochester, Lee	1
Rosemary Beach, Bay	1
Saint Cloud, Orange	1
Pound Ridge, Leon	1
Ponce, Orange	1
Port Charlotte Fl, Unknown	1
Plant City, Pinellas	1
Plantation, Unknown	1
Plant City, Hendry	1
Orlando, Highlands	1
Opa Locka, Unknown	1
Orem, Nassau	1
Olando, Orange	1
Ocoee, Polk	1
Wayne, Dade	1
Windermere, Polk	1
Winter Park, Lake	1
West Simsbury, Collier	1
Louisville, Manatee	1
Los Angeles Ca, Unknown	1
Los Angeles, Hardee	1
Littleton, Dade	1
Margate, Dade	1
Marshall, Dade	1

COVID-19: characteristics of 1,882,865 Florida resident cases

Data through Mar 1, 2021 verified as of Mar 2, 2021 at 09:25 AM

Data in this report are provisional and subject to change.

The table below includes the cities and counties of residence for cases in Florida residents based on the patient's ZIP Code. Note that city is not always received as part of the initial notification and may be missing while the case is being investigated.

City and county	Cases
Mary Esther, Unknown	1
Medford, Palm Beach	1
Middlesburg, Duval	1
Missing, Jackson	1
Macdill Air Force Base, Hillsborough	1
Miami Beach, Broward	1
Miami Lakes, Unknown	1
Miami, Hillsborough	1
Miami, Manatee	1
Leesburg, Marion	1
Lehigh Acres, Dade	1
Lewisburg, Pasco	1
Largo, Unknown	1
Lake City, Hamilton	1
La Grange, Dade	1
Harrison, Pinellas	1
Holly Ridge, Orange	1
Homeless, Polk	1
Homosassa, Hernando	1
Jerusalem, St. Johns	1
East Hampton, Palm Beach	1
Cypress, Leon	1
Davenport, Orange	1
Daytona Beach, Unknown	1
Deland, St. Lucie	1
Deltona, Orange	1
Fort Myers-, Lee	1
Fort Pierce, Unknown	1
Foley, Escambia	1
Gainesville, Duval	1
Granada Hills, Broward	1
Guilford, Dade	1
Hailandale, Unknown	1
Conway, Leon	1
Coventry, Broward	1
Clermont, Volusia	1
Clewiston, Glades	1
Bridgeport, Dade	1
Bronx, Palm Beach	1
Cartersville, Unknown	1
Altoona, Marion	1
Anaheim, Unknown	1
Argyle, Walton	1
Athens, Duval	1
Bogota, Orange	1
Bradenton, Dade	1
Bradenton, Osceola	1
New Orleans, Palm Beach	1
Newark, Broward	1
Newburgh, Bay	1
Navarre, Dade	1
Old Town, Alachua	1
Ona, Manatee	1
Oooooo, Unknown	1
Orange Park , Duval	1
North Pole, Seminole	1
North Port, Lee	1
Orlando, Columbia	1
Orlando, Indian River	1

COVID-19: characteristics of 1,882,865 Florida resident cases

Data through Mar 1, 2021 verified as of Mar 2, 2021 at 09:25 AM

Data in this report are provisional and subject to change.

The table below includes the cities and counties of residence for cases in Florida residents based on the patient's ZIP Code. Note that city is not always received as part of the initial notification and may be missing while the case is being investigated.

City and county	Cases
Orlando, Sarasota	1
Ocoee, Osceola	1
Okeechobee, Broward	1
Orem, Broward	1
Plantation, Orange	1
Pompano Beach, Martin	1
Parker, Dade	1
Parker, Leon	1
Peoria, Unknown	1
Palm Coast, Alachua	1
Palm Coast, Polk	1
Ormond Beach, Unknown	1
Oviedo, Brevard	1
Pacifica, Dade	1
Saint Petersburg, St. Lucie	1
Sandford, Seminole	1
Rye, Duval	1
Rex, Duval	1
Port Everglades, Broward	1
Winter Garden, Pinellas	1
Zolfo Springs, Polk	1
Westbrook, Dade	1
Wichita, Volusia	1
Washington, Unknown	1
Wells, Polk	1
Winder Garden, Orange	1
Windermere, Leon	1
Windermere, Osceola	1
Windermere, Seminole	1
Winter Garden, Broward	1
Winter Park, Broward	1
Winter Park, Indian River	1
Winter Park, Lee	1
Tulsa, Orange	1
Venice, Unknown	1
Vernon, Unknown	1
Sun City Center, Hardee	1
Tiffin, Highlands	1
Tallahassee, Duval	1
Tallahassee, Unknown	1
Tampa, Palm Beach	1
Tavares, Marion	1
Saint Cloud, Unknown	1
Saint Johns, Unknown	1
Sarasota, Flagler	1
Saxis, Lee	1
Sebring, Lee	1
Shelton, Manatee	1
Spring Hill , Hernando	1
Spring Hill, Dade	1
Starke, Clay	1
Stone Mountain, Palm Beach	1
Panama City, Walton	1
Perry, Leon	1
Perth Amboy, Monroe	1
Palm Coast, Duval	1
Opalocka, Dade	1
Orlando, Union	1
Oviedo, Seminole	1

COVID-19: characteristics of 1,882,865 Florida resident cases

Data through Mar 1, 2021 verified as of Mar 2, 2021 at 09:25 AM

Data in this report are provisional and subject to change.

The table below includes the cities and counties of residence for cases in Florida residents based on the patient's ZIP Code. Note that city is not always received as part of the initial notification and may be missing while the case is being investigated.

City and county	Cases
Oxford, Palm Beach	1
Oakland, Leon	1
Ocala, Alachua	1
Okeechobee, St. Lucie	1
New Richmond, Volusia	1
North Canton, Palm Beach	1
Rio Dell, Volusia	1
Rochelle, Volusia	1
Port Orange, Unknown	1
Port Saint Lucie, Orange	1
Princeton, Alachua	1
Provincetown, Collier	1
Shannon, Collier	1
Soldotna, Broward	1
Saint Cloud, Lee	1
Saint Johns, Orange	1
San Antonio, Sarasota	1
San Antonio, Unknown	1
Sanford, Volusia	1
Tangerine, Seminole	1
Tewksbury, Orange	1
South Burlington, Orange	1
Spring Park, Alachua	1
Steinhatchee, Madison	1
Winter Park, Osceola	1
Wood River, Polk	1
Worcester, Palm Beach	1
Winter Park, Alachua	1
Wilmington, Broward	1
Wheaton, Lee	1
Wesley Chapel, Alachua	1
Virginia Beach, Hernando	1
Waco, Broward	1
Washington, Broward	1
Umatilla, Alachua	1
University Of Central Florida, Monroe	1
Toms River, Dade	1
Gainesville, Baker	1
Gilmer, Dade	1
Grassy Key, Monroe	1
Haverford, Hillsborough	1
Herrin, Orange	1
Jupiter, Unknown	1
Kingsland, Duval	1
Kissimmee, Brevard	1
Jacksonville, Manatee	1
Jamaica, Broward	1
Jersey City, Polk	1
Los Angeles, Palm Beach	1
Marianna, Calhoun	1
Miami, Collier	1
Miami, St. Lucie	1
Marshall, Palm Beach	1
Melrose, Alachua	1
Miamf, Dade	1
Miami G, Dade	1
Lemoyne, Manatee	1
Lawrence Township, Palm Beach	1
Lyndhurst, Broward	1

COVID-19: characteristics of 1,882,865 Florida resident cases

Data through Mar 1, 2021 verified as of Mar 2, 2021 at 09:25 AM

Data in this report are provisional and subject to change.

The table below includes the cities and counties of residence for cases in Florida residents based on the patient's ZIP Code. Note that city is not always received as part of the initial notification and may be missing while the case is being investigated.

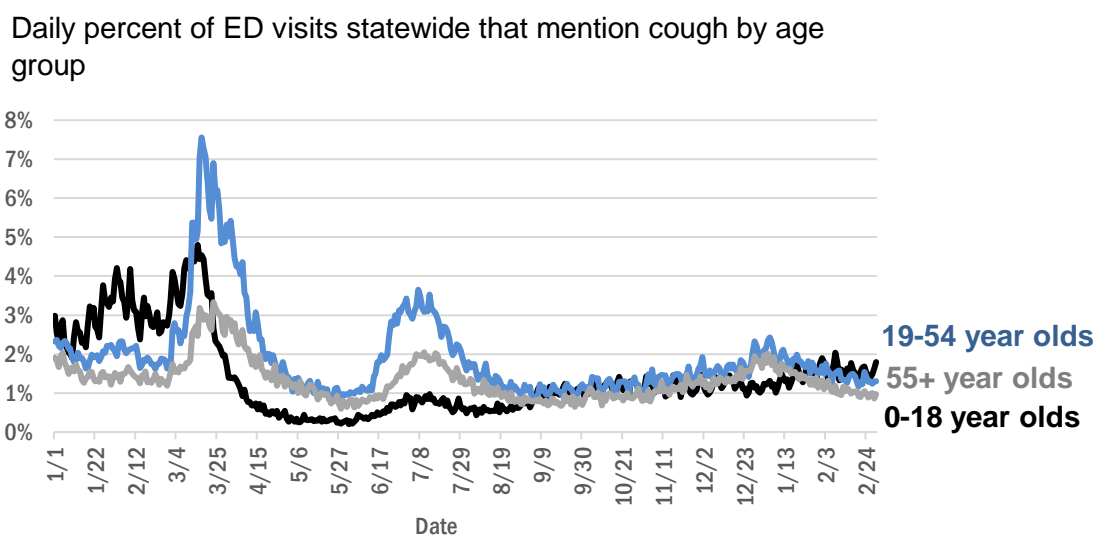
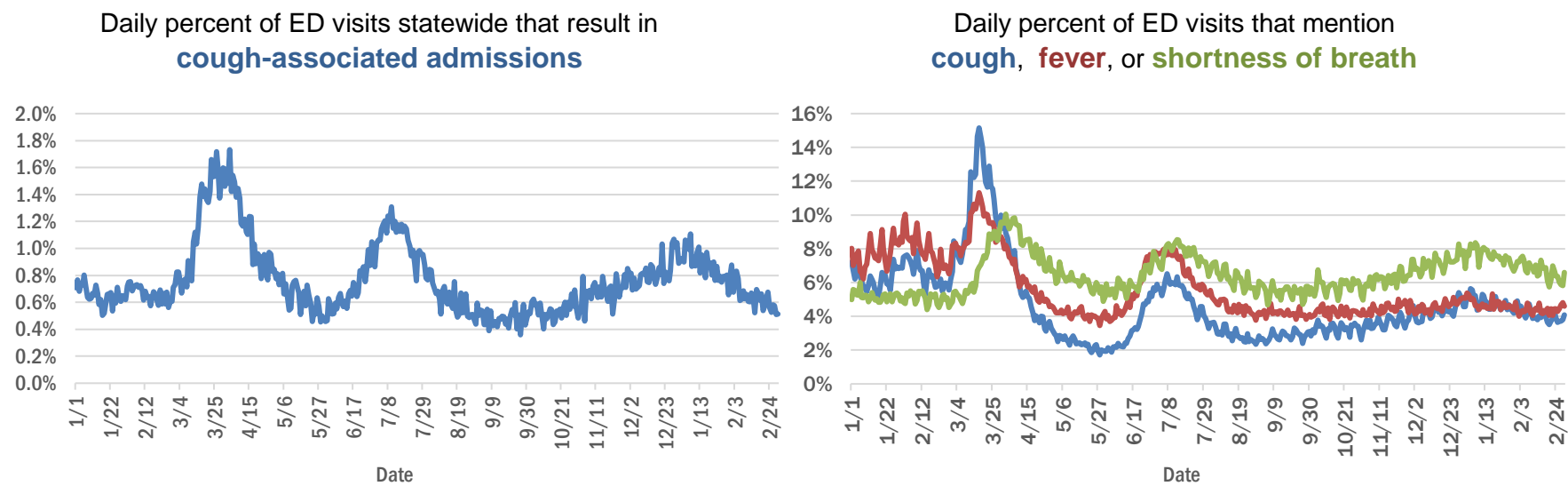
City and county	Cases
Magnolia Square, Osceola	1
Maitland, Alachua	1
Lake Placid, Alachua	1
Lake Worth Beach, Broward	1
Lander, Citrus	1
Las Vegas, Orange	1
Bryant, Alachua	1
Bronx, Broward	1
Buffalo, Palm Beach	1
Carol Stream, Orange	1
Castleberry, Escambia	1
Charlotte, Pasco	1
Apo, Pasco	1
Apopka, Flagler	1
99, Unknown	1
Alanson, Bay	1
Aollywoss, Dade	1
Boca Raton, Unknown	1
Bohealia, Lee	1
Blowing Rock, Polk	1
Belleair, Hillsborough	1
Dorchester, Orange	1
Deland, Polk	1
Cumberland, Palm Beach	1
Dade City, Hillsborough	1
Estero, Collier	1
Fanning Springs, Levy	1
Clear Brook, Lee	1
Crestview, Holmes	1
Columbus, Brevard	1
Cookeville, Seminole	1
Dallas, Lee	1
De Leon Springs, Putnam	1
Dearborn, Lee	1
Total	1,882,865

COVID-19: additional surveillance information

Data through Mar 1, 2021 verified as of Mar 2, 2021 at 09:25 AM

Data in this report are provisional and subject to change.

Statewide emergency department (ED) chief complaint and admission data



The Electronic Surveillance System for the Early Notification of Community-Based Epidemics (ESSENCE-FL) includes chief complaint data from 211 of 211 Florida EDs. Data are transmitted electronically to ESSENCE-FL daily or hourly.

COVID-19: testing by laboratory

Data through Mar 1, 2021 verified as of Mar 2, 2021 at 09:25 AM

Data in this report are provisional and subject to change.

The numbers in the table below represent the number of Florida and non-Florida residents for whom test results were received by the Department of Health. A person can be tested by more than one laboratory and can have both positive and negative results. **Therefore, the sum of the numbers in each column will be larger than the total number of people tested.**

Reporting lab	Inconclusive	Negative	Positive	Percent positive	Total
LABORATORY CORPORATION OF AMERICA	2,504	1,569,402	214,749	12%	1,786,655
CURATIVE LABS	14,025	1,487,099	225,099	13%	1,726,223
QUEST DIAGNOSTICS	11,625	1,338,434	197,878	13%	1,547,937
BIO REFERENCE LABORATORIES, INC	7,564	912,863	175,713	16%	1,096,140
HELIX	8,248	603,285	106,289	15%	717,822
REALTOX LABS LLC	6,296	581,976	95,620	14%	683,892
NOMI_HEALTH	2,368	397,686	56,315	12%	456,369
GENETWORX	661	390,601	32,959	8%	424,221
RCA LABORATORY SERVICES, LLC		379,395	40,908	10%	420,303
CDR MAGUIRE - HEALTH CARE CENTER		338,626	51,540	13%	390,166
IMPACT HEALTH BIOMETRIC TESTING, INC	1,024	213,814	25,069	10%	239,907
EAST FLORIDA STATE COLLEGE - BREVARD		212,886	26,986	11%	239,872
BPHL-JACKSONVILLE	18	178,619	31,374	15%	210,011
PWNHEALTH	1,355	178,628	24,716	12%	204,699
NOMI HEALTH LAB SERVICES		172,681	19,869	10%	192,550
PALM BEACH BALLPARK		161,268	16,592	9%	177,860
ADVENTHEALTH LAB	99	153,831	20,054	12%	173,984
CB SMITH PARK		150,116	18,794	11%	168,910
MAKO GENOMICS	7,555	135,793	24,850	15%	168,198
FULGENT DIAGNOSTICS LABORATORY	3,037	141,529	15,813	10%	160,379
BPHL-MIAMI	225	134,146	22,646	14%	157,017
MAYO CLINIC LABORATORIES	333	136,167	17,309	11%	153,809
ELABNETWORK	1,059	137,671	11,755	8%	150,485
BAYCARE LABORATORIES LLC	579	126,842	11,155	8%	138,576
MEMORIAL REGIONAL HOSPITAL SOUTH	25	110,533	22,771	17%	133,329
ASCENSION SACRED HEART HOSPITAL - PENSACOLA	2	111,295	17,631	14%	128,928
NORTHWEST LABORATORY	246	121,065	6,474	5%	127,785
ORLANDO HEALTH SYSTEM	681	111,989	11,736	9%	124,406
BIOCOLLECTIONS WORLDWIDE, INC	734	108,098	13,336	11%	122,168
ADVENT HEALTH LAB	112	101,260	13,956	12%	115,328
MEDICAL DIAGNOSTIC LABORATORIES	974	98,540	14,213	12%	113,727
AKESOGEN		88,315	17,071	16%	105,386
UF HEALTH MEDICAL LAB	33	95,185	8,930	9%	104,148
TESTING MATTERS INC	606	88,292	15,237	15%	104,135
BPHL-TAMPA (SPECTRUM BLVD)	45	87,775	16,224	16%	104,044
AEGIS SCIENCES CORPORATION	854	83,026	14,655	15%	98,535
KORVALABS, INC	1,285	91,491	4,699	5%	97,475
TAMPA GENERAL HOSPITAL	4	88,888	8,556	9%	97,448
DIATHERIX LABORATORIES (VRL EUROFINIS)		82,526	12,349	13%	94,875
SUNPATH MEDICAL DIAGNOSTICS LABORATORY	810	77,329	11,921	13%	90,060
BAPTIST HEALTH SOUTH FLORIDA	350	73,498	11,452	13%	85,300
ASCENSION ST VINCENT'S - RIVERSIDE	1	68,110	9,896	13%	78,007
JACKSON MEMORIAL HOSPITAL CLINICAL LAB	79	60,249	11,136	16%	71,464
SOUTH MIAMI HOSPITAL LAB	432	61,810	8,958	13%	71,200
LAKELAND REGIONAL MEDICAL CENTER	129	62,546	8,337	12%	71,012
AMERICAN HEALTH ASSOCIATES	9	58,748	5,137	8%	63,894
UF HEALTH SHANDS HOSPITAL	469	58,802	4,399	7%	63,670

COVID-19: testing by laboratory

Data through Mar 1, 2021 verified as of Mar 2, 2021 at 09:25 AM

Data in this report are provisional and subject to change.

The numbers in the table below represent the number of Florida and non-Florida residents for whom test results were received by the Department of Health. A person can be tested by more than one laboratory and can have both positive and negative results. **Therefore, the sum of the numbers in each column will be larger than the total number of people tested.**

Reporting lab	Inconclusive	Negative	Positive	Percent positive	Total
INGENIOUS PERSONALIZED MEDICINE	198	49,308	10,211	17%	59,717
AIT LABORATORIES		51,753	6,315	11%	58,068
ARUP LABORATORIES	16	50,063	2,922	6%	53,001
APPLIED INGENUITY DIAGNOSTICS LLC		48,658	2,179	4%	50,837
BAPTIST HEALTH - JACKSONVILLE	4	46,882	3,859	8%	50,745
GENESIS REFERENCE LABORATORIES		44,495	5,026	10%	49,521
TALLAHASSEE MEMORIAL HOSPITAL	237	42,827	5,414	11%	48,478
VIRACOR EUROFINIS		35,535	9,813	22%	45,348
SARASOTA MEMORIAL HOSPITAL MAIN LAB	12	40,528	3,597	8%	44,137
BROWARD GENERAL MEDICAL CENTER-CLINICAL LAB	2	38,659	4,207	10%	42,868
ADVENTIST HEALTH SYSTEMS SUNBELT INC DBA		37,703	4,403	10%	42,106
NICKLAUS CHILDREN'S HOSPITAL	67	36,109	5,003	12%	41,179
FLORIDA HOSPITAL - TAMPA	37	37,739	3,222	8%	40,998
MILLENNIUM PHYSICIAN GROUP	17	33,943	6,582	16%	40,542
MINUTECLINIC LLC		33,288	5,817	15%	39,105
LEE HEALTH - CAPE CORAL HOSPITAL	3	33,398	5,501	14%	38,902
UNIVERSITY OF MIAMI HOSPITAL	132	34,432	3,579	9%	38,143
DWIC OF TAMPA BAY INC		33,575	4,124	11%	37,699
ORANGE COUNTY CONVENTION CENTER		33,330	3,698	10%	37,028
UF HEALTH JACKSONVILLE	50	32,711	3,857	11%	36,618
MIAMI DADE COUNTY		32,093	3,528	10%	35,621
ECCO LAB GROUP CO	507	30,330	4,593	13%	35,430
WALGREENS	34	29,310	5,422	16%	34,766
MEDFAST URGENT CARE CENTERS, LLC	20	29,641	4,494	13%	34,155
NORTH FLORIDA REGIONAL MEDICAL CENTER		27,794	3,375	11%	31,169
MOUNT SINAI MEDICAL CENTER	10	27,650	3,018	10%	30,678
ST JOSEPHS HOSPITAL LABORATORY	23	26,737	3,525	12%	30,285
JUPITER MEDICAL CENTER LAB	80	27,224	2,656	9%	29,960
BRANDON REGIONAL HOSPITAL		26,466	3,484	12%	29,950
STS LAB 2 LLC	6	27,862	1,440	5%	29,308
INTEGRATED REGIONAL LABORATORIES LLP	1	25,238	3,942	14%	29,181
JFK MEDICAL CENTER LAB	1	24,008	3,123	12%	27,132
PALMETTO GENERAL HOSPITAL LAB	3	22,279	4,536	17%	26,818
GENESIS MEDICAL LABORATORY	360	22,195	4,220	16%	26,775
WATSON CLINIC LLP		21,405	5,003	19%	26,408
NIGHT LITE PEDIATRIC CENTER LLC		23,653	2,643	10%	26,296
HOLY CROSS HOSPITAL CLINICAL LAB	1	23,061	2,198	9%	25,260
MALABAR MEDICAL WALK IN CLINIC	1	21,026	4,203	17%	25,230
HEALTHLINK DIAGNOSTIC LABORATORIES	289	22,093	2,333	9%	24,715
ACCESS DX LABORATORY	222	21,946	2,082	9%	24,250
AVENTUS BIO LABS	16	20,917	3,117	13%	24,050
MORTON PLANT HOSPITAL-ADLER INSTITUTE	26	20,403	2,447	11%	22,876
PANCARE OF FLORIDA INC		20,077	2,444	11%	22,521
STATLAB_MOBILE	1	20,217	2,042	9%	22,260

COVID-19: testing by laboratory

Data through Mar 1, 2021 verified as of Mar 2, 2021 at 09:25 AM

Data in this report are provisional and subject to change.

The numbers in the table below represent the number of Florida and non-Florida residents for whom test results were received by the Department of Health. A person can be tested by more than one laboratory and can have both positive and negative results. **Therefore, the sum of the numbers in each column will be larger than the total number of people tested.**

Reporting lab	Inconclusive	Negative	Positive	Percent positive	Total
LAB DIAGNOSTICS LLC	390	16,122	5,313	24%	21,825
NAPLES COMMUNITY HOSPITAL	72	19,478	2,019	9%	21,569
DRS CLACK SPENCER WHITE & MCCORMACK PA D/B/A		19,447	1,984	9%	21,431
SAINT MARY'S MEDICAL CENTER	24	18,634	2,192	11%	20,850
ADVENT HEALTH - DAYTONA BEACH	32	18,890	1,682	8%	20,604
PATIENTS FIRST LAKE ELLA MEDICAL CENTER PA		17,281	3,226	16%	20,507
EXACT SCIENCES LABORATORIES		18,177	2,306	11%	20,483
UNITED CLINICAL LABORATORY LLC	3	17,573	2,325	12%	19,901
CLEVELAND CLINIC HOSPITAL LAB	4	17,464	2,250	11%	19,718
INFINITY BIOLOGIX LLC	54	18,735	818	4%	19,607
CLEVELAND CLINIC TRADITION HOSPITAL		17,518	1,273	7%	18,791
BAYFRONT HEALTH - ST PETERSBURG	17	16,185	2,372	13%	18,574
OSCEOLA REGIONAL MEDICAL CENTER	1	15,738	2,259	13%	17,998
LEESBURG REGIONAL MEDICAL CENTER		15,612	2,176	12%	17,788
HEALTH CENTER AT SINAI RESIDENCES		16,930	506	3%	17,436
HOMESTEAD HOSPITAL CLINICAL LABORATORY	27	14,157	3,043	18%	17,227
BIOCERNA LABS	461	14,582	2,112	12%	17,155
MEMORIAL HOSPITAL JACKSONVILLE	8	14,250	2,707	16%	16,965
CLARITY LAB SOLUTIONS	93	14,486	1,795	11%	16,374
NORTHWEST MEDICAL CENTER	1	14,266	2,031	12%	16,298
WELLINGTON REGIONAL MED CTR LAB	6	14,468	1,795	11%	16,269
ORANGE PARK MEDICAL CENTER	9	13,452	2,598	16%	16,059
INDIAN RIVER PATHOLOGY LLC		14,784	1,249	8%	16,033
ACCESS MEDICAL LABORATORIES	4	8,060	7,619	49%	15,683
BETHESDA HOSPITAL EAST		14,108	1,453	9%	15,561
FULGENT DIAGNOSTICS	170	14,409	978	6%	15,557
OAK HILL HOSPITAL		13,759	1,743	11%	15,502
DELRAY MEDICAL CENTER LAB	3	13,836	1,613	10%	15,452
VISTA CLINICAL DIAGNOSTICS	481	13,139	1,721	11%	15,341
WEST KENDALL BAPTIST HOSPITAL	13	12,174	2,849	19%	15,036
LAWNWOOD REGIONAL MEDICAL CENTER	1	12,912	2,106	14%	15,019
MEMORIAL REGIONAL HOSPITAL CLINICAL LABORATORY	10	13,862	957	6%	14,829
PRIVA PATH LABS	76	13,659	944	6%	14,679
BAPTIST HEALTH - SOUTH		13,397	1,181	8%	14,578
BAPTIST HEALTHCARE - BAPTIST HOSPITAL	5	11,459	3,113	21%	14,577
INDIAN RIVER MEDICAL CENTER LAB		13,669	852	6%	14,521
LEE HEALTH - LEE MEMORIAL HOSPITAL		10,804	3,567	25%	14,371
LARGO MEDICAL CENTER		12,759	1,603	11%	14,362
THE HEALTHCARE DISTRICT OF PALM BEACH COUNTY	46	12,436	1,817	13%	14,299
UHEALTH CORAL GABLES/LENNAR MED CTR	34	13,340	896	6%	14,270
WINTER HAVEN HOSPITAL CLINICAL LABORATORY	4	12,040	2,193	15%	14,237
NONA SCIENTIFIC	5	10,907	3,124	22%	14,036
ADVENTHEALTH CENTRA CARE LAKE BUENA VISTA		12,406	1,577	11%	13,983
WEST FLORIDA HOSPITAL LAB	1	10,827	2,970	22%	13,798
CARDIOPATH	84	11,899	1,719	13%	13,702

COVID-19: testing by laboratory

Data through Mar 1, 2021 verified as of Mar 2, 2021 at 09:25 AM

Data in this report are provisional and subject to change.

The numbers in the table below represent the number of Florida and non-Florida residents for whom test results were received by the Department of Health. A person can be tested by more than one laboratory and can have both positive and negative results. **Therefore, the sum of the numbers in each column will be larger than the total number of people tested.**

Reporting lab	Inconclusive	Negative	Positive	Percent positive	Total
MEDICAL CENTER OF TRINITY CLINICAL LABORATORY	2	11,990	1,408	11%	13,400
PALMS WEST HOSPITAL LAB	2	11,399	1,857	14%	13,258
GOOD SAMARITAN MEDICAL CENTER LAB	2	11,389	1,702	13%	13,093
MOLECULAR INFECTIOUS DISEASES	464	12,208	415	3%	13,087
WESTSIDE REGIONAL MED CTR	2	11,125	1,919	15%	13,046
NEMOURS CHILDRENS HOSPITAL	1	12,155	734	6%	12,890
MERCY HOSPITAL A CAMPUS OF PLANTATION GEN HOSP LAB	1	10,809	2,005	16%	12,815
MEDRITE MEDICAL CARE, PC	6,059	6,171	578	5%	12,808
REGIONAL MEDICAL CENTER BAYONET POINT	2	11,586	1,014	8%	12,602
ST ANTHONY'S HOSPITAL LAB	30	10,980	1,511	12%	12,521
GULF COAST MEDICAL CENTER MICROLAB		9,808	2,709	22%	12,517
THE VILLAGES REGIONAL HOSPITAL		11,088	1,286	10%	12,374
LAKE CITY HM		11,147	988	8%	12,135
BINAXNOW	9	9,173	2,845	24%	12,027
CAPITAL REGIONAL MEDICAL CTR		9,612	2,344	20%	11,956
FLORIDA HOSPITAL WATERMAN LABORATORY	70	10,997	862	7%	11,929
AVENTURA HOSPITAL LAB		9,616	2,241	19%	11,857
PWN HEALTH	17	9,712	2,072	18%	11,801
CORAL GABLES HOSPITAL CLINICAL LABORATORY		9,936	1,855	16%	11,791
HALIFAX MEDICAL CENTER LAB	37	9,996	1,726	15%	11,759
ST MARKS HOSPITAL LABORATORY B	78	10,627	1,002	9%	11,707
GENOVA DIAGNOSTICS LABORATORY	61	10,596	1,030	9%	11,687
BLAKE MEDICAL CENTER		10,180	1,455	13%	11,635
WEST BOCA MEDICAL CENTER LAB		10,760	872	7%	11,632
ST JOSEPHS HOSPITAL	18	10,020	1,538	13%	11,576
FLORIDA LABORATORY ANALYSIS		10,053	1,472	13%	11,525
BAPTIST HEALTH SOUTH FLORIDA - WEST KENDALL URGENT CARE		9,621	1,856	16%	11,477
LEE HEALTH - HEALTH PARK MEDICAL CENTER		9,580	1,829	16%	11,409
MANATEE MEMORIAL HOSPITAL		10,410	990	9%	11,400
PATHNOSTICS	41	8,882	2,361	21%	11,284
COAST DIAGNOSTICS LLC	45	9,942	1,216	11%	11,203
PALM BEACH GARDENS MEDICAL CTR LAB		10,038	1,103	10%	11,141
LARKIN COMMUNITY HOSPITAL	10	9,632	1,462	13%	11,104
MEASE COUNTRYSIDE LAB	14	9,651	1,187	11%	10,852
PRECISION HEALTH RESOURCES LLC		10,033	661	6%	10,694
VIKOR SCIENTIFIC	49	8,807	1,792	17%	10,648
LAKE CITY MEDICAL CENTER		8,470	2,177	20%	10,647
FLORIDA HOSPITAL HEARTLAND MED CTR CLINICAL LAB	33	9,166	1,371	13%	10,570
AMELIA EARHART		9,007	1,507	14%	10,514
LARKIN COMMUNITY HOSPITAL INC DBA CARDIOTROPIC		6,820	3,621	35%	10,441
NATIONWIDE LABORATORY SERVICES INC	351	8,656	1,343	13%	10,350
PLANTATION GENERAL HOSPITAL		8,698	1,609	16%	10,307
ADVENT HEALTH - WESLEY CHAPEL	14	9,268	971	9%	10,253
SYNERGY DIAGNOSTIC LABORATORY	93	8,865	1,099	11%	10,057
FLORIDA MEDICAL CENTER - A CAMPUS OF NORTH SHORE	2	8,781	1,215	12%	9,998
EXPRESS GENE MOLECULAR DIAGNOSTICS LABORATORY		8,581	1,401	14%	9,982
DOCTORS HOSPITAL	7	8,320	1,634	16%	9,961

COVID-19: testing by laboratory

Data through Mar 1, 2021 verified as of Mar 2, 2021 at 09:25 AM

Data in this report are provisional and subject to change.

The numbers in the table below represent the number of Florida and non-Florida residents for whom test results were received by the Department of Health. A person can be tested by more than one laboratory and can have both positive and negative results. **Therefore, the sum of the numbers in each column will be larger than the total number of people tested.**

Reporting lab	Inconclusive	Negative	Positive	Percent positive	Total
LABS ASAP LLC		8,888	980	10%	9,868
CENTRAL FLORIDA REGIONAL HOSPITAL		8,828	1,026	10%	9,854
SRQ DRIVE THROUGH		8,944	905	9%	9,849
LEON MEDICAL CENTERS LLC		7,754	2,087	21%	9,841
AMERICAN FAMILY CARE		5,492	4,323	44%	9,815
SARKIS CLINICAL TRIALS	25	8,544	1,246	13%	9,815
AVECINA	20	8,995	699	7%	9,714
NORTHSIDE HOSPITAL AND HEART INSTITUTE		8,715	986	10%	9,701
LABSTAT LLC	3	9,216	435	5%	9,654
P4 CLINICAL, LLC	202	8,485	956	10%	9,643
PALM BEACH BALL PARK		8,605	1,015	11%	9,620
AVECINA MEDICAL	4	6,202	3,388	35%	9,594
CORAL SPRINGS MED CTR		8,624	938	10%	9,562
BOSTON HEART DIAGNOSTICS CORP		8,211	1,198	13%	9,409
FLORIDA HOSPITAL DELAND	10	8,152	1,183	13%	9,345
ADVENTHEALTH CENTRA CARE WATERFORD LAKES		7,813	1,529	16%	9,342
NCF DIAGNOSTICS & DNA TECHNOLOGIES LAB	157	8,679	495	5%	9,331
CernerELR_Advent		7,942	1,236	13%	9,178
CERNERELR_BAYCARE	43	8,320	616	7%	8,979
BAPTIST HEALTH SOUTH FLORIDA - COUNTRY WALK URGENT CARE		7,408	1,548	17%	8,956
INFORM DIAGNOSTICS, INC		8,370	497	6%	8,867
WEST PALM HOSPITAL LAB		8,121	701	8%	8,822
OCALA REGIONAL MEDICAL CENTER		7,594	1,169	13%	8,763
FLORIDA HOSPITAL FLAGLER	29	7,909	781	9%	8,719
BROWARD HEALTH NORTH CLINICAL LABORATORY		7,720	994	11%	8,714
MEDARBOR DIAGNOSTICS	1	7,591	1,109	13%	8,701
ADVENTHEALTH CENTRA CARE ST CLOUD	1	7,445	1,182	14%	8,628
NORTH SHORE MEDICAL CENTER		7,140	1,459	17%	8,599
FLORIDA HOSPITAL ZEPHYRHILLS	10	7,585	930	11%	8,525
LEE HEALTH - GULF COAST MEDICAL CENTER	2	6,773	1,709	20%	8,484
INFINITY BIOLOGIX LLC (GINKO BIOWORKS)	30	8,154	246	3%	8,430
HEALTHQUEST ESOTERICS		7,029	1,387	16%	8,416
FLORIDA HOSPITAL OF CARROLLWOOD	23	7,176	1,170	14%	8,369
AVECINA MEDICAL OAKLEAF	3	6,977	1,330	16%	8,310
CERNERELR_BAPTISTMIAMI	31	7,313	862	11%	8,206
SYNERGY LABORATORIES	29	7,100	1,073	13%	8,202
ALL CHILDREN'S HOSPITAL		7,507	555	7%	8,062
SOUTH BAY HOSPITAL CLINICAL LAB	1	7,165	864	11%	8,030
CLEVELAND CLINIC MARTIN SOUTH HOSPITAL	1	7,142	885	11%	8,028
BAPTIST HEALTH - BEACHES		7,319	637	8%	7,956
H LEE MOFFITT CANCER CENTER LABORATORY	1	7,713	219	3%	7,933
SANTA ROSA MEDICAL CENTER		6,476	1,403	18%	7,879
BAPTIST HEALTH SOUTH FLORIDA - MIAMI LAKES URGENT CARE		6,128	1,664	21%	7,792
BAYCARE COMMUNITY HEALTH		7,584	188	2%	7,772
MEMORIAL HOSPITAL WEST LABORATORY SERVICES	14	7,014	704	9%	7,732
POINCIANA MEDICAL CENTER		6,030	1,692	22%	7,722
KD MEDICAL CHOICE LLC	5	6,903	723	9%	7,631

COVID-19: testing by laboratory

Data through Mar 1, 2021 verified as of Mar 2, 2021 at 09:25 AM

Data in this report are provisional and subject to change.

The numbers in the table below represent the number of Florida and non-Florida residents for whom test results were received by the Department of Health. A person can be tested by more than one laboratory and can have both positive and negative results. **Therefore, the sum of the numbers in each column will be larger than the total number of people tested.**

Reporting lab	Inconclusive	Negative	Positive	Percent positive	Total
ISPM LABS, LLC DBA CAPSTONE DIAGNOSTICS, LLC		7,215	382	5%	7,597
NCH NORTH NAPLES HOSPITAL LAB	15	6,733	830	11%	7,578
ANNE BATES LEACH EYE HOSPITAL/ ABLEH MICROBIOLOGY LABORATORY	9	7,438	106	1%	7,553
GENE BY GENE, GENOMICS RESEARCH CENTER LAB	44	7,070	427	6%	7,541
MEMORIAL HOSPITAL MICRO		6,949	500	7%	7,449
CLEVELAND CLINIC MARTIN NORTH HOSPITAL		6,591	856	11%	7,447
WEST MARION COMMUNITY HOSPITAL LAB		6,161	1,265	17%	7,426
ST LUCIE MEDICAL CENTER		5,850	1,409	19%	7,259
ADVENTHEALTH CENTRA CARE CLERMONT		6,226	1,014	14%	7,240
MORTON PLANT-MEASE	5	6,516	675	9%	7,196
LAKEWOOD RANCH MEDICAL CENTER		6,602	573	8%	7,175
ARCPPOINT LABS OF FORT MYERS	4	6,267	884	12%	7,155
ADVENTHEALTH CENTRA CARE UNIVERSITY	1	6,328	804	11%	7,133
FLORIDA HOSPITAL FISH MEMORIAL	19	6,032	1,061	15%	7,112
ADVENTHEALTH CENTRA CARE WINTER PARK		6,345	704	10%	7,049
ADVENTHEALTH CENTRA CARE WINTER GARDEN	1	6,253	774	11%	7,028
BAPTIST HEALTH SOUTH FLORIDA - WESTCHESTER URGENT CARE		5,603	1,231	18%	6,834
LUMINUS DIAGNOSTICS		6,271	553	8%	6,824
MIAMI BEACH CONVENTION CENTER		6,447	304	5%	6,751
FLORIDA HOSPITAL OCALA		5,790	900	13%	6,690
ADVENTHEALTH CENTRA CARE LAKE LAND	1	5,804	885	13%	6,690
HIALEAH HOSPITAL	4	5,136	1,468	22%	6,608
AVERO DIAGNOSTICS - IRVING	11	6,129	467	7%	6,607
VISTA CLINICAL	8	3,870	2,710	41%	6,588
ADVENTHEALTH CENTRA CARE DR PHILLIPS		5,955	613	9%	6,568
MEDEXPRESS URGENT CARE	2	4,447	2,082	32%	6,531
BAPTIST HEALTH SOUTH FLORIDA - DORAL URGENT CARE		5,228	1,296	20%	6,524
ADVENTHEALTH CENTRA CARE LEE ROAD		5,839	671	10%	6,510
INDIAN RIVER MEDICAL CENTER		5,586	867	13%	6,453
OVIEDO MEDICAL CENTER		5,697	656	10%	6,353
UNKNOWN	3	3,357	2,983	47%	6,343
BAPTIST HEALTH - NASSAU		5,951	342	5%	6,293
HOLIDAY CVS LLC		5,989	280	4%	6,269
NCH DOWNTOWN NAPLES HOSPITAL	14	5,655	597	10%	6,266
EMERALD COAST URGENT CARE		4,786	1,442	23%	6,228
ATLANTIS URGENT CARE	1	4,630	1,566	25%	6,197
ADVENTHEALTH CENTRA CARE HUNTERS CREEK	3	5,345	845	14%	6,193
BAYFRONT HEALTH - PORT CHARLOTTE		5,691	496	8%	6,187
IMPERIAL POINT MEDICAL CENTER		5,645	536	9%	6,181
ST JOSEPHS NORTH HOSPITAL LAB	7	5,302	870	14%	6,179
COMMUNITY HEALTH CENTERS OF PINELLAS INC		4,926	1,223	20%	6,149
SOLARIS DIAGNOSTICS	10	5,477	569	9%	6,056
ADVENTHEALTH CENTRA CARE SANFORD		5,335	696	12%	6,031
ST PETERSBURG GENERAL HOSPITAL		5,046	922	15%	5,968
ADVENTHEALTH CENTRA CARE MOUNT DORA		5,008	958	16%	5,966
MEDEXPRESS URGENT CARE OF BOYNTON BEACH LLC		5,542	421	7%	5,963
FORT WALTON BEACH MEDICAL CENTER		5,057	878	15%	5,935

COVID-19: testing by laboratory

Data through Mar 1, 2021 verified as of Mar 2, 2021 at 09:25 AM

Data in this report are provisional and subject to change.

The numbers in the table below represent the number of Florida and non-Florida residents for whom test results were received by the Department of Health. A person can be tested by more than one laboratory and can have both positive and negative results. **Therefore, the sum of the numbers in each column will be larger than the total number of people tested.**

Reporting lab	Inconclusive	Negative	Positive	Percent positive	Total
ADVENTHEALTH CENTRA CARE LAKE MARY	2	5,172	759	13%	5,933
BAYFRONT HEALTH - VENICE REGIONAL MEDICAL	1	5,374	537	9%	5,912
ADVENTHEALTH CENTRA CARE KISSIMMEE		5,261	602	10%	5,863
ADVENTHEALTH CENTRA CARE APOPKA	1	4,975	797	14%	5,773
CLINICAL REFERENCE LABORATORY	2	5,425	289	5%	5,716
NCH NORTH NAPLES HOSPITAL	6	5,054	644	11%	5,704
SUNCOAST PATHOLOGY ASSOCIATES		5,168	498	9%	5,666
ADVENTIST HEALTH SYSTEMS, SUNBELT INC		4,920	694	12%	5,614
BAPTIST HEALTH SOUTH FLORIDA - PEMBROKE PINES URGENT CARE		4,670	929	17%	5,599
EMPIRE CITY LABORATORIES INC	64	4,758	776	14%	5,598
MEDEXPRESS URGENT CARE HUDSON		4,827	752	13%	5,579
FLORIDA HOSPITAL NORTH PINELLAS	11	5,108	454	8%	5,573
ADVENTHEALTH CENTRA CARE ALTAMONTE		4,785	681	12%	5,466
PARAMOUNT URGENT CARE		2,767	2,693	49%	5,460
TROPICANA FIELD - LOT 2	19	4,936	486	9%	5,441
NORTHWEST FLORIDA COMMUNITY HOSPITAL	39	3,984	1,409	26%	5,432
SOUTH FLORIDA BAPTIST HOSPITAL MICRO	4	4,526	881	16%	5,411
SUNRISE MEDICAL LABORATORIES	2	5,034	373	7%	5,409
EGLIN AIR FORCE BASE	13	3,838	1,514	28%	5,365
ADVENTHEALTH EXPRESS CARE		4,345	956	18%	5,301
DOCTORS URGENT CARE LLC	1	4,298	976	19%	5,275
MARTIN HOSPITAL SOUTH LAB		4,966	288	5%	5,254
ANGEL KIDS PEDIATRICS		4,947	305	6%	5,252
MICROGEN DX	4	4,558	682	13%	5,244
PUTNAM COMMUNITY MEDICAL CENTER		4,508	676	13%	5,184
ADVENTHEALTH CENTRA CARE AZALEA PARK		4,417	740	14%	5,157
PRO CLINIC		4,080	1,047	20%	5,127
URGENT CARE OF THE PALM BEACHES		4,251	858	17%	5,109
BAPTIST HEALTH SOUTH FLORIDA - CORAL SPRINGS URGENT CARE		4,392	712	14%	5,104
MEDICAL DNA LABS LLC	3	4,634	451	9%	5,088
TRINITY SPRINGS		4,357	729	14%	5,086
AHCC WESLEY CHAPEL		4,536	546	11%	5,082
DYNIX DIAGNOSTIX		4,622	450	9%	5,072
ADVENTHEALTH CENTRA CARE OVIEDO		4,297	696	14%	4,993
ACUTIS DIAGNOSTICS	17	3,965	990	20%	4,972
COASTAL MED URGENT CARE		3,476	1,471	30%	4,947
ESCAMBIA COMMUNITY CLINICS INC	8	3,659	1,230	25%	4,897
QDX PATHOLOGY SERVICES	2	4,531	361	7%	4,894
UNIVERSITY HOSPITAL AND MEDICAL CENTER		3,716	1,166	24%	4,882
LEE HEALTH CONVENIENT CARE - PAGE FIELD		4,273	595	12%	4,868
URGENT CARE CURE	2	4,150	684	14%	4,836
BAPTIST HEALTH - NORTH		3,772	1,050	22%	4,822
FLORIDA COMMUNITY HEALTH CENTER		3,789	1,025	21%	4,814
DOCTORS URGENT CARE OF LUTZ LLC	1	3,844	942	20%	4,787
FLORIDA FAMILY LABORATORY, INC DBA	37	4,330	400	8%	4,767
HEALTH FIRST ADVENTHEALTH CENTRA CARE - TITUSVILLE		4,049	718	15%	4,767
ADVENTHEALTH CENTRA CARE LONGWOOD		4,200	560	12%	4,760

COVID-19: testing by laboratory

Data through Mar 1, 2021 verified as of Mar 2, 2021 at 09:25 AM

Data in this report are provisional and subject to change.

The numbers in the table below represent the number of Florida and non-Florida residents for whom test results were received by the Department of Health. A person can be tested by more than one laboratory and can have both positive and negative results. **Therefore, the sum of the numbers in each column will be larger than the total number of people tested.**

Reporting lab	Inconclusive	Negative	Positive	Percent positive	Total
MINUTECLINIC		4,079	652	14%	4,731
ADVENT HEALTH - HEART OF FLORIDA ER	1	4,057	661	14%	4,719
MINUTECLINIC LLC #3703		3,892	817	17%	4,709
PALMS OF PASADENA HOSPITAL		4,192	514	11%	4,706
ADVENTHEALTH CENTRA CARE ORANGE LAKE		4,164	532	11%	4,696
ADVENTHEALTH CENTRA CARE SOUTH ORANGE		4,030	666	14%	4,696
MEDEXPRESS URGENT CARE - ESTERO		4,171	475	10%	4,646
BAPTIST HEALTH SOUTH FLORIDA - TAMiami TRAIL URGENT CARE		3,737	901	19%	4,638
ADVENTHEALTH CENTRA CARE PORT ORANGE		3,881	740	16%	4,621
THE CENTER FOR URGENT CARE	3	3,841	768	17%	4,612
NIGHT LITE PEDIATRICS	4	3,341	1,254	27%	4,599
MEDEXPRESS URGENT CARE - ROYAL PALM BEACH		4,110	475	10%	4,585
DOCTORS HOSPITAL OF SARASOTA CLINICAL LABORATORY		3,975	589	13%	4,564
BAPTIST HEALTH SOUTH FLORIDA - KENDALE LAKES URGENT CARE		3,660	892	20%	4,552
WESTCHESTER HOSPITAL	23	3,640	860	19%	4,523
PEDIATRIC HEALTH CARE ALLIANCE PA		4,138	373	8%	4,511
MOFFITT CANCER CENTER	6	4,398	97	2%	4,501
BAPTIST HEALTH SOUTH FLORIDA - CORAL GABLES (UNIVERSITY) URGENT CARE		3,882	611	14%	4,493
HEALTH FIRST ADVENTHEALTH CENTRA CARE GATEWAY	1	4,026	450	10%	4,477
ADVENTHEALTH CENTRA CARE SAND LAKE		4,021	455	10%	4,476
MEDEXPRESS URGENT CARE - GOLDEN GATE		3,959	496	11%	4,455
ADVENTHEALTH CENTRA CARE LEESBURG		3,624	824	19%	4,448
MEDEXPRESS URGENT CARE PALM BEACH GARDENS		4,061	375	8%	4,436
RAULERSON HOSPITAL		3,669	766	17%	4,435
MEASE DUNEDIN HOSPITAL	5	3,965	447	10%	4,417
TALLAHASSEE PRIMARY CARE ASSOCIATES		3,831	552	13%	4,383
BAPTIST HEALTH SOUTH FLORIDA - PINECREST URGENT CARE		3,782	593	14%	4,375
BAPTIST HEALTH SOUTH FLORIDA - CORAL GABLES URGENT CARE		3,601	718	17%	4,319
LABORATORY OF FLORIDA LLC	40	3,948	314	7%	4,302
PALMS MEDICAL GROUP	5	2,966	1,227	29%	4,198
BAPTIST HEALTH SOUTH FLORIDA - PALMETTO BAY URGENT CARE		3,515	679	16%	4,194
PARAMOUNT URGENT CARE - WINDERMERE		2,735	1,442	35%	4,177
MEDCOMP SCIENCES LLC	79	2,280	1,816	43%	4,175
BETHESDA HOSPITAL WEST		3,670	423	10%	4,093
BAYFRONT HEALTH - SEVEN RIVERS		3,735	349	9%	4,084
MEDEXPRESS URGENT CARE - LAKELAND		3,593	482	12%	4,075
SPORTS DRUG TESTING LABORATORY	63	3,887	124	3%	4,074
ASCENSION SACRED HEART - EMERALD COAST		3,365	699	17%	4,064
GENESIS DIAGNOSTICS		3,819	241	6%	4,060
NIGHT LITE PEDIATRICS URGENT CARE	1	3,414	638	16%	4,053
PHYSICIANS REGIONAL MEDICAL CENTER - PINE RIDGE RD	1	3,265	736	18%	4,002
BAYA PHARMACY & URGENT CARE		2,920	1,073	27%	3,993
US BIOTEK LABORATORIES	14	3,603	363	9%	3,980
PREMIER URGENT CARE OF BREVARD LLC	3	3,455	501	13%	3,959
TWIN CITIES HOSPITAL	1	3,439	493	13%	3,933
VENTURE MEDICAL OF FLORIDA LLC		3,608	303	8%	3,911
MEMORIAL HOSPITAL- MIRAMAR	12	3,594	299	8%	3,905

COVID-19: testing by laboratory

Data through Mar 1, 2021 verified as of Mar 2, 2021 at 09:25 AM

Data in this report are provisional and subject to change.

The numbers in the table below represent the number of Florida and non-Florida residents for whom test results were received by the Department of Health. A person can be tested by more than one laboratory and can have both positive and negative results. **Therefore, the sum of the numbers in each column will be larger than the total number of people tested.**

Reporting lab	Inconclusive	Negative	Positive	Percent positive	Total
ADVENTHEALTH PROMPT CARE	2	2,724	1,078	28%	3,804
BAYFRONT HEALTH - BROOKSVILLE		3,346	452	12%	3,798
DOCTORS TEST CENTERS		3,355	433	11%	3,788
ADVENTHEALTH CENTRA CARE		3,364	412	11%	3,776
MINUTECLINIC LLC #1067		3,294	475	13%	3,769
MINUTECLINIC LLC		3,211	525	14%	3,736
ADVENTHEALTH CENTRA CARE COLONIAL TOWN	2	3,329	392	11%	3,723
DESOTO MEMORIAL HOSPITAL	3	3,047	669	18%	3,719
ACCU REFERENCE MEDICAL LAB	9	2,866	772	21%	3,647
ENGLEWOOD COMMUNITY HOSPITAL		3,308	335	9%	3,643
CLARITY LAB SOLUTIONS LLC		3,608	4	0%	3,612
MINUTECLINIC LLC # 0709		3,083	523	15%	3,606
MINUTECLINIC LLC #8396		3,076	523	15%	3,599
SIPARADIGM LLC	52	3,282	244	7%	3,578
AMELIA URGENT CARE		2,003	1,568	44%	3,571
BAYFRONT HEALTH - PUNTA GORDA		3,297	264	7%	3,561
BAPTIST HEALTH SOUTH FLORIDA - DAVIE URGENT CARE		2,942	617	17%	3,559
LAKESIDE MEDICAL CENTER		2,776	778	22%	3,554
MIDWAY SPECIALTY CARE CENTER DIAGNOSTICS	38	3,114	237	7%	3,389
IMMOKALEE CHD		3,155	234	7%	3,389
MEDEXPRESS URGENT CARE CAPE CORAL		2,880	484	14%	3,364
BAYFRONT HEALTH - SPRING HILL		3,065	299	9%	3,364
BAPTIST HEALTH SOUTH FLORIDA - WESTON URGENT CARE		2,949	402	12%	3,351
ADVENTIST HEALTH SYSTEMS SUNBELT IN DBA		2,949	354	11%	3,303
BARTOW REGIONAL MEDICAL CENTER	1	2,738	521	16%	3,260
PHARMCO RX	2	3,017	234	7%	3,253
ALTRU DIAGNOSTICS INC	2	3,079	157	5%	3,238
HEALTH FIRST ADVENTHEALTH CENTRA CARE COCOA		2,904	304	9%	3,208
HIGHLANDS REGIONAL MEDICAL CENTER		2,483	723	23%	3,206
BAPTIST HEALTH URGENT CARE AT SAWGRASS		2,640	518	16%	3,158
QUICK CARE MED PL	2	2,516	624	20%	3,142
HOLMES REG MED CENTER CLINICAL LAB		2,683	436	14%	3,119
PRECISION HEALTH SOLUTIONS		2,940	169	5%	3,109
BAPTIST HEALTH SOUTH FLORIDA - BRICKELL URGENT CARE		2,571	526	17%	3,097
MINUTE CLINIC LLC		2,649	403	13%	3,052
HOLIDAY CVS LLC DBA CVS PHARMACY #5154		2,961	82	3%	3,043
MINUTECLINIC LLC #3631		2,581	461	15%	3,042
BRASHEAR'S VITAL CARE CORP		2,399	639	21%	3,038
MEDEXPRESS URGENT CARE LEHIGH ACRES		2,634	378	13%	3,012
MC DIAGNOSTIC OF CONNECTICUT, PC #2220		2,580	431	14%	3,011
SELECT LABORATORIES - MARION COUNTY, FL LLC	5	2,700	303	10%	3,008
WALGREEN CO	2	2,653	334	11%	2,989
MINUTECLINIC LLC 5852		2,545	444	15%	2,989
HEALTH FIRST ADVENTHEALTH CENTRA CARE MALABAR		2,693	295	10%	2,988
MEDEXPRESS URGENT CARE - DELAND		2,669	313	10%	2,982
VETERANS AFFAIRS MEDICAL CENTER - ORLANDO	1	1,343	1,573	54%	2,917
ADVENTHEALTH CENTRA CARE KIDS LAKE MARY		2,696	212	7%	2,908

COVID-19: testing by laboratory

Data through Mar 1, 2021 verified as of Mar 2, 2021 at 09:25 AM

Data in this report are provisional and subject to change.

The numbers in the table below represent the number of Florida and non-Florida residents for whom test results were received by the Department of Health. A person can be tested by more than one laboratory and can have both positive and negative results. **Therefore, the sum of the numbers in each column will be larger than the total number of people tested.**

Reporting lab	Inconclusive	Negative	Positive	Percent positive	Total
PROHEALTH	3	1,345	1,538	53%	2,886
STONE CLINICAL LABORATORIES		2,790	96	3%	2,886
MINUTECLINIC LLC #3463		2,413	467	16%	2,880
WALGREENS ORLANDO	3	2,536	340	12%	2,879
ADVENT HEALTH CENTRA CARE -WINTER PARK KIDS URGENT CARE	4	2,605	250	9%	2,859
PRIMEHEALTH URGENT CARE INC		2,458	401	14%	2,859
MEMORIAL HOSPITAL PEMBROKE	3	2,511	337	12%	2,851
MINUTECLINIC LLC #5249		2,263	588	21%	2,851
BMCT Molecular Diagnostics Subsection		2,338	496	18%	2,834
VERILY LIFE SCIENCES		2,802	30	1%	2,832
WELLINGTON REGIONAL MEDICAL CENTER		2,551	262	9%	2,813
MINUTECLINIC LLC #5253		2,313	473	17%	2,786
ADVENT HEALTH - NEW SMYRNA		2,212	560	20%	2,772
MEDONE PLLC		2,064	680	25%	2,744
BAPTIST HEALTH - CLAY		2,346	376	14%	2,722
CARENOW URGENT CARE		1,654	1,059	39%	2,713
CITRUS MEMORIAL HOSPITAL LABORATORY		2,248	458	17%	2,706
ACCESS POINT HEALTHCARE URGENT & PRIMARY CARE	2	2,033	664	25%	2,699
MARINERS HOSPITAL		2,434	263	10%	2,697
NXGEN MDX LLC	4	2,397	293	11%	2,694
BAPTIST HEALTH EMERGENCY CENTER COUNTRY WALK	1	2,264	428	16%	2,693
PARAMOUNT URGENT CARE INC		938	1,744	65%	2,682
GESSLER CLINIC	2	1,770	878	33%	2,650
EMERALD COAST URGENT CARE, LLC	1	1,968	660	25%	2,629
BAPTIST HEALTHCARE - GULF BREEZE HOSPITAL	3	2,146	448	17%	2,597
MEDEXPRESS URGENT CARE - VERO BEACH		2,253	341	13%	2,594
MINUTECLINIC LLC #5190		2,158	435	17%	2,593
SCION LAB SERVICES LLC	24	2,371	195	8%	2,590
MINUTECLINIC LLC #4415		2,169	412	16%	2,581
MARION E FETHER MEDICAL CENTER, THE		2,366	213	8%	2,579
PARAMOUNT URGENT CARE - ORLANDO		1,687	884	34%	2,571
ADVENT HEALTH - Ocala		2,124	447	17%	2,571
SACRED HEART HEALTH SYSTEM, INC	1	1,721	848	33%	2,570
BLUE MED CONSULTANTS		2,452	103	4%	2,555
MINUTECLINIC LLC #5854		2,147	406	16%	2,553
CELESTA MEDICAL SERVICES LLC DBA - AMERICAN RESEARCH LABS		2,318	227	9%	2,545
MEDEXPRESS FORT MYERS		2,221	312	12%	2,533
PARAMOUNT URGENT CARE - OVIEDO		1,718	796	32%	2,514
BAPTIST HEALTH - OAKLEAF		2,068	435	17%	2,503
MEDEXPRESS URGENT CARE CORAL SPRINGS		2,238	252	10%	2,490
EMERALD COAST URGENT CARE LLC		1,804	653	27%	2,457
LOWER KEYS MEDICAL CENTER		2,177	254	10%	2,431
COMMUNITY HEALTH NORTHWEST FLORIDA	4	1,856	549	23%	2,409
BAPTIST HEALTH SOUTH FLORIDA - MIAMI BEACH URGENT CARE		2,049	345	14%	2,394
ADVENTHEALTH CENTRA CARE CONWAY		2,012	359	15%	2,371
MINUTECLINIC LLC #3662		2,006	347	15%	2,353
MEDEXPRESS URGENT CARE - CLEWISTON		1,966	384	16%	2,350

COVID-19: testing by laboratory

Data through Mar 1, 2021 verified as of Mar 2, 2021 at 09:25 AM

Data in this report are provisional and subject to change.

The numbers in the table below represent the number of Florida and non-Florida residents for whom test results were received by the Department of Health. A person can be tested by more than one laboratory and can have both positive and negative results. **Therefore, the sum of the numbers in each column will be larger than the total number of people tested.**

Reporting lab	Inconclusive	Negative	Positive	Percent positive	Total
PHYSICIANS STAT LAB	3	1,066	1,272	54%	2,341
MINUTECLINIC, LLC #4015		1,797	535	23%	2,332
MINUTECLINIC LLC #7886		2,013	315	14%	2,328
LEE HEALTH - COCONUT POINT CLINICAL LAB	2	1,872	433	19%	2,307
PHYSICIAN ASSOCIATES		2,068	237	10%	2,305
MINUTECLINIC LLC #5214		1,956	326	14%	2,282
MINUTECLINIC LLC #7887		2,004	252	11%	2,256
BAY MEDICAL CENTER SACRED HEART HEALTH SYSTEM		1,701	550	24%	2,251
MINUTECLINIC LLC #1771		1,886	358	16%	2,244
PHYSICIANS REGIONAL MEDICAL CENTER - COLLIER BLVD	1	1,526	707	32%	2,234
MINUTECLINIC LLC #4458		1,814	415	19%	2,229
DONALD W ROBERTSON DO PA		1,734	494	22%	2,228
PRIMEHEALTH URGENT CARE	1	1,865	361	16%	2,227
MINUTECLINIC LLC # 3930		1,904	317	14%	2,221
MINUTECLINIC LLC # 0514		1,955	261	12%	2,216
AMELIA EXPRESS CARE LLC	10	1,889	309	14%	2,208
LEE DAVIS COMMUNITY RESOURCE CENTER		1,898	294	13%	2,192
MINUTECLINIC LLC #1055		1,736	429	20%	2,165
MINUTECLINIC LLC #3814		1,813	344	16%	2,157
FLORIDA MEDICAL CLINIC	3	999	1,151	53%	2,153
DR G'S URGENT CARE		1,869	283	13%	2,152
PATIENTS FIRST - THOMASVILLE ROAD		1,876	251	12%	2,127
MINUTECLINIC LLC #7225		1,820	297	14%	2,117
MEDEXPRESS URGENT CARE BOCA RATON		1,943	173	8%	2,116
MINUTECLINIC LLC # 3686		1,808	298	14%	2,106
MINUTECLINIC LLC #3705		1,836	263	13%	2,099
TAMPA COMMUNITY HOSPITAL		1,781	317	15%	2,098
MINUTECLINIC LLC #3003		1,656	431	21%	2,087
ASCENSION SACRED HEART - GULF		1,574	511	25%	2,085
ASSOCIATED PATHOLOGISTS, LLC	3	1,703	374	18%	2,080
MINUTECLINIC, LLC #3204		1,720	346	17%	2,066
MINUTECLINIC LLC #5069		1,704	357	17%	2,061
MINUTECLINIC LLC #7973		1,775	269	13%	2,044
ADVENT HEALTH - DADE CITY		1,781	258	13%	2,039
MINUTECLINIC LLC #3291		1,772	254	13%	2,026
UNIVERSITY OF NORTH FLORIDA STUDENT HEALTH		1,955	66	3%	2,021
BOND URGENT CARE LLC		1,500	521	26%	2,021
INTELEX LABS, LLC		1,947	62	3%	2,009
WHOLE FAMILY HEALTH CENTER INC		1,666	341	17%	2,007
MINUTECLINIC LLC #3257		1,647	345	17%	1,992
FLOWERS HOSPITAL		1,801	188	9%	1,989
PARRISH MEDICAL CENTER	1	1,709	245	13%	1,955
DOC SMILEY'S URGENT CARE		1,706	247	13%	1,953
MINUTECLINIC LLC #7173		1,706	238	12%	1,944
AFC PHYSICIANS OF FLORIDA		1,462	482	25%	1,944
MINUTECLINIC LLC # 7933		1,696	242	12%	1,938
MINUTECLINIC, LLC (CLINIC 10699)		1,662	261	14%	1,923

COVID-19: testing by laboratory

Data through Mar 1, 2021 verified as of Mar 2, 2021 at 09:25 AM

Data in this report are provisional and subject to change.

The numbers in the table below represent the number of Florida and non-Florida residents for whom test results were received by the Department of Health. A person can be tested by more than one laboratory and can have both positive and negative results. **Therefore, the sum of the numbers in each column will be larger than the total number of people tested.**

Reporting lab	Inconclusive	Negative	Positive	Percent positive	Total
CHARLES AIESI CONSULTING INC	8	1,693	219	11%	1,920
GENUS3		1,846	72	4%	1,918
MINUTECLINIC, LLC #5817		1,568	347	18%	1,915
MINUTECLINIC LLC #3748		1,531	376	20%	1,907
KEYS AHEC SCHOOL MEDICAL CLINIC	13	1,772	116	6%	1,901
ADVENTHEALTH CENTRA CARE WINTER HAVEN	1	1,192	700	37%	1,893
EMERGENCY PHYSICIANS MEDICAL CENTER		849	1,041	55%	1,890
MEDFAST URGENT CARE CENTERS LLC		564	1,325	70%	1,889
MINUTECLINIC LLC #5924		1,596	284	15%	1,880
JACKSON HOSPITAL CLINICAL LABORATORY		1,592	278	15%	1,870
MINUTECLINIC LLC #4024		1,596	264	14%	1,860
MINUTECLINIC LLC #5216		1,592	266	14%	1,858
MEDEXPRESS PORT CHARLOTTE		1,689	167	9%	1,856
BAYFRONTVENICEREGIONAL		1,768	83	4%	1,851
MEDIQUICK URGENT CARE CENTERS INC		1,330	521	28%	1,851
MINUTECLINIC LLC #3654		1,525	315	17%	1,840
MINUTECLINIC LLC #3255		1,577	263	14%	1,840
NCHMD INC		1,529	301	16%	1,830
MINUTECLINIC LLC #4612		1,447	374	21%	1,821
JUPITER MEDICAL CENTER URGENT CARE		1,370	442	24%	1,812
LAKE WALES MEDICAL CENTER INC		1,557	240	13%	1,797
MINUTECLINIC LLC # 3579		1,535	260	14%	1,795
NCH NORTHEAST	7	1,391	396	22%	1,794
MARTIN HEALTH SYSTEM - ST LUCIE WEST		1,625	168	9%	1,793
PENSACOLA PEDIATRICS PA	1	1,623	166	9%	1,790
MINUTECLINIC LLC #3648		1,452	338	19%	1,790
PHYSICIANS PRIMARY CARE	2	1,561	225	13%	1,788
MINUTECLINIC LLC #3285		1,543	235	13%	1,778
DOC SMILEYS URGENT CARE LLC		1,429	326	19%	1,755
MINI ER WATERFORD LAKES, THE		1,499	255	15%	1,754
EXACT SCIENCES LABORATORIES, LLC		1,568	186	11%	1,754
AFC PHYSICIANS OF FLORIDA PA		1,303	447	26%	1,750
BARDMOOR LABORATORY	9	1,488	252	14%	1,749
JOHNS HOPKINS ALL CHILDREN'S HOSPITAL		1,653	92	5%	1,745
MINUTECLINIC LLC #3635		1,512	228	13%	1,740
Community_Health		1,533	199	11%	1,732
CAREFAST+	1	1,025	704	41%	1,730
MINUTECLINIC LLC #1807		1,448	269	16%	1,717
RIVER TOWN DIAGNOSTIC LLC		1,431	275	16%	1,706
MINUTECLINIC LLC #4201		1,488	210	12%	1,698
HEALTH CARE DISTRICT OF PALM BEACH COUNTY	1	1,507	188	11%	1,696
JW PLASTIC SURGERY		1,449	244	14%	1,693
IGENOMIX USA LLC	47	1,482	157	9%	1,686
NEIGHBORHOOD MEDICAL CENTER INC	17	1,481	178	11%	1,676
SPARROW HEALTHCARE	2	1,416	252	15%	1,670
MINUTECLINIC LLC #1821		1,505	164	10%	1,669
NORTH SHORE LONG ISLAND JEWISH HEALTH	1	1,564	80	5%	1,645

COVID-19: testing by laboratory

Data through Mar 1, 2021 verified as of Mar 2, 2021 at 09:25 AM

Data in this report are provisional and subject to change.

The numbers in the table below represent the number of Florida and non-Florida residents for whom test results were received by the Department of Health. A person can be tested by more than one laboratory and can have both positive and negative results. **Therefore, the sum of the numbers in each column will be larger than the total number of people tested.**

Reporting lab	Inconclusive	Negative	Positive	Percent positive	Total
LITTLE PINE PEDIATRICS	1	1,376	267	16%	1,644
MEDIPATH LLC		1,308	315	19%	1,623
GENESIS LABORATORY MANAGEMENT	14	1,368	228	14%	1,610
LABORATORY SPECIALISTS OF MICHIGAN		1,330	276	17%	1,606
LABTECH DIAGNOSTIC		1,319	285	18%	1,604
MINUTECLINIC LLC #476		1,374	223	14%	1,597
ELLENTON URGENT CARE		1,359	234	15%	1,593
OPTEO LABORATORY		1,559	34	2%	1,593
SHELL POINT NURSING PAVILION	1	1,499	71	5%	1,571
MELBOURNE MEDICAL LABORATORY	2	1,365	202	13%	1,569
OPTUM LABS LLC		1,390	164	11%	1,554
KETAMINE HEALTH CENTERS LLC		1,419	131	8%	1,550
MINUTECLINIC LLC #8381		1,333	214	14%	1,547
BAPTIST HEALTH EMERGENCY CENTER AT WEST CORAL WAY		1,216	330	21%	1,546
ASSURANCE SCIENTIFIC LABORATORIES	1	1,258	282	18%	1,541
BAYFRONT HEALTH - CITRUS HILLS		1,328	211	14%	1,539
MINUTECLINIC LLC #1350		1,305	214	14%	1,519
WHITE WILSON MEDICAL CENTER		192	1,307	87%	1,499
MINUTECLINIC LLC #6007		1,291	204	14%	1,495
MINUTECLINIC LLC #3637		1,164	318	21%	1,482
BAPTIST HEALTH SOUTH FLORIDA - COUNTRY WALK URGENT CARE EXPRESS		1,255	222	15%	1,477
ADVANCE MEDICAL OF NAPLES		326	1,124	78%	1,450
UHEALTH DEERFIELD BEACH/UMSYLVESTER DEERFIELD BEACH LABORATORY	3	1,380	55	4%	1,438
FIU-HEALTH AUXILIARY LABORATORY	6	1,340	88	6%	1,434
MINUTECLINIC, LLC # 4469		1,219	210	15%	1,429
PATIENTS CHOICE LABORATORIES		831	592	42%	1,423
BIOCERNA LLC	9	1,248	164	12%	1,421
MINUTECLINIC LLC #3236		1,211	210	15%	1,421
MINUTECLINIC, LLC #3245		1,123	278	20%	1,401
ED FRASER MEMORIAL HOSPITAL		1,151	243	17%	1,394
COASTAL LABORATORIES	1	1,104	286	21%	1,391
ARCPOINT LABS		847	541	39%	1,388
GENOME LLC	2	1,268	106	8%	1,376
MEDEXPRESS URGENT CARE - JAX ATLANTIC BLVD		1,164	198	15%	1,362
ASCENSION ST VINCENT'S - SOUTHSIDE		1,309	49	4%	1,358
BAPTIST HEALTH SOUTH FLORIDA - KEY BISCANE URGENT CARE EXPRESS		1,193	165	12%	1,358
MINUTECLINIC LLC #1815		1,182	168	12%	1,350
PROJECT HEALTH, INC SUMTERVILLE	5	1,108	236	17%	1,349
FLORIDA DEPARTMENT OF HEALTH IN POLK COUNTY	2	1,044	301	22%	1,347
TEMPUS CLINICAL LABORATORY	10	1,180	146	11%	1,336
BAPTIST HEALTHCARE - JAY HOSPITAL	1	968	363	27%	1,332
MINUTECLINIC LLC #5157		1,140	181	14%	1,321
UNIVERSITY OF ALABAMA AT BIRMINGHAM		1,283	37	3%	1,320
AMELIA EXPRESS CARE	1	715	595	45%	1,311
PEDIATRIC HEALTH CARE ALLIANCE - NORTHDAL		1,196	113	9%	1,309
TREASURE COAST MEDICAL ASSOCIATES INC		747	556	43%	1,303
PARAMOUNT URGENT CARE VILLAGES		912	381	29%	1,293

COVID-19: testing by laboratory

Data through Mar 1, 2021 verified as of Mar 2, 2021 at 09:25 AM

Data in this report are provisional and subject to change.

The numbers in the table below represent the number of Florida and non-Florida residents for whom test results were received by the Department of Health. A person can be tested by more than one laboratory and can have both positive and negative results. **Therefore, the sum of the numbers in each column will be larger than the total number of people tested.**

Reporting lab	Inconclusive	Negative	Positive	Percent positive	Total
SMA LAB	9	1,133	148	11%	1,290
UHEALTH CLINIC AT WALGREENS		1,034	249	19%	1,283
ADVANCED MEDICAL OF NAPLES LLC		1,126	153	12%	1,279
NYU HOSPITALS CENTER CLINICAL LABORATORIES		1,230	42	3%	1,272
STEWARD ROCKLEDGE HOSPITAL	1	1,049	218	17%	1,268
MINUTECLINIC LLC #214		1,078	179	14%	1,257
LAKELAND REGIONAL HEALTH PABLO		1,069	173	14%	1,242
TOM LEE COMMUNITY HEALTH CENTER		824	414	33%	1,238
OPTUMCARE FLORIDA LLC		987	246	20%	1,233
VAVA PARTNERS LLC		440	789	64%	1,229
FIRST QUALITY LABORATORY		1,147	77	6%	1,224
HOLIDAY CVS LLC DBA CVSPHARMACY #5155		1,162	56	5%	1,218
CLINICORE		1,124	91	7%	1,215
CAREMED CLINIC LLC	1	930	266	22%	1,197
ACCESS MEDICAL LABS		746	448	38%	1,194
PREMIER MEDICAL	1	1,097	94	8%	1,192
APALACHEE CORRECTIONAL INSTITUTION EAST UNIT		1,162	26	2%	1,188
XPRESS URGENT CARE	4	1,003	179	15%	1,186
ST ANNES NURSING CENTER		1,155	25	2%	1,180
STAGEZERO LIFE SCIENCES INC	3	1,061	99	9%	1,163
PATIENTS FIRST LAKE ELLA MEDICAL CENTER		1,027	136	12%	1,163
READY RESPONDERS FLORIDA, PLLC		1,004	157	14%	1,161
ER QUICKCARE PL		987	171	15%	1,158
SOLARIS HEALTHCARE PALATKA		1,055	102	9%	1,157
PROHEALTH MEDICAL CLINIC		547	608	53%	1,155
VRL EUROFINIS		1,112	35	3%	1,147
NORTH FLORIDA PEDIATRICS-TALLAHASSEE	1	1,041	98	9%	1,140
EPN URGENT CARE NAPLES	2	773	364	32%	1,139
CAPSTONE HEALTHCARE		802	330	29%	1,132
PALM BAY HOSPITAL CLINICAL LABORATORY		788	343	30%	1,131
LAB24 INC	3	453	667	59%	1,123
VERITAS GENETICS	61	942	119	11%	1,122
PARAMOUNT URGENT CARE - CLERMONT		686	435	39%	1,121
ADVANCED DIAGNOSTIC LABORATORY		1,068	47	4%	1,115
EUROFINIS NTD, LLC		1,069	44	4%	1,113
COASTAL PEDIATRIC GROUP		955	148	13%	1,103
PROFESSIONAL HEALTH EXAMINERS DBA PROHEALTH	1	892	209	19%	1,102
XYZ LABORATORY	8	942	146	13%	1,096
PALM HARBOR PHARMACY		945	148	14%	1,093
NAPLES URGENT CARE	1	687	394	36%	1,082
STEWARD REFERENCE LABORATORY	1	595	478	45%	1,074
MYTEST DIAGNOSTICS		1,011	62	6%	1,073
MINUTECLINIC LLC #8927		902	164	15%	1,066
MEDICAL CONSULTANTS OF FLORIDA, LLC	1	883	180	17%	1,064
RAINBOW RIVER MEDICAL LABORATORY		977	83	8%	1,060
ADDICTION LABS OF AMERICA	3	982	75	7%	1,060
HENDRY REGIONAL MEDICAL CENTER CLINICAL LABORATORY		809	248	23%	1,057

COVID-19: testing by laboratory

Data through Mar 1, 2021 verified as of Mar 2, 2021 at 09:25 AM

Data in this report are provisional and subject to change.

The numbers in the table below represent the number of Florida and non-Florida residents for whom test results were received by the Department of Health. A person can be tested by more than one laboratory and can have both positive and negative results. **Therefore, the sum of the numbers in each column will be larger than the total number of people tested.**

Reporting lab	Inconclusive	Negative	Positive	Percent positive	Total
VITRO MOLECULAR LABORATORIES	40	932	61	6%	1,033
ARCPPOINT LABS OF CORAL SPRINGS FL		923	101	10%	1,024
NORTH FLORIDA PEDIATRICS - LAKE CITY		810	208	20%	1,018
MINUTECLINIC LLC #5187		891	126	12%	1,017
MIAMI JEWISH HEALTH SYSTEMS		957	56	6%	1,013
SUNRISE URGENT CARE ASSOCIATES LLC D/B/A	6	632	371	37%	1,009
PRIMARY CARE OF THE TREASURE COAST		877	130	13%	1,007
FLAGLER HOSPITAL LABORATORY	8	36	963	96%	1,007
VERITOR		850	151	15%	1,001
ST PETERSBURG PEDIATRICS	1	901	98	10%	1,000
LAKELAND REGIONAL HEALTH - PWC/OB		36	954	96%	990
GENEIQ		934	52	5%	986
BROWNWOOD CARE CENTER		853	128	13%	981
PROJECT HEALTH INC	4	825	151	15%	980
PROFESSIONAL HEALTH EXAMINERS		832	144	15%	976
LENCO MEDICAL LABORATORY		927	46	5%	973
MINUTECLINIC LLC		858	112	12%	970
CAREFAST MURABELLA		501	457	48%	958
ADVENTHEALTH CENTRA CARE TRINITY		817	124	13%	941
MINUTECLINIC, LLC DBA MINUTECLINIC #4717		890	38	4%	928
VRL EUROFINIS - DALLAS		913	13	1%	926
CARENOW URGENT CARE - FORT PIERCE		641	283	31%	924
GENE TOX WORLDWIDE	60	736	125	14%	921
HISTOPATHOLOGY SERVICES, LLC		814	104	11%	918
USF MORSANI CENTER FOR ADVANCED HEALTH CARE		809	108	12%	917
LPG COCONUT POINT		753	155	17%	908
PHAROS HEALTH		669	236	26%	905
FAST TRACK URGENT CARE CENTER		4	895	100%	899
TYNDALL AIR FORCE BASE		700	196	22%	896
THE HEALTH CENTER OF PLANT CITY		826	70	8%	896
PRIMARY CARE SOUTH INC		523	371	41%	894
INTEGRITY LABORATORIES, LLC	2	731	161	18%	894
ABSOLUTE GENOMICS	1	721	168	19%	890
TACACHALE CLINICAL LABORATORY	1	830	47	5%	878
NORTH FLORIDA PEDIATRICS PA - SUWANNEE	3	750	125	14%	878
UNIVERSITY OF WEST FLORIDA STUDENT HEALTH SERVICES	1	752	121	14%	874
BIO-TECH CLINICAL LABORATORIES INC		741	120	14%	861
CATALYST WALK IN CLINIC		679	179	21%	858
PEDIATRICS OF CENTRAL FLORIDA PA	20	792	46	5%	858
FISHERMENS HOSPITAL CLINICAL LAB		774	78	9%	852
C.W. BILL YOUNG VA MEDICAL CENTER	1	21	830	97%	852
INTERLACHEN PEDIATRICS		814	32	4%	846
GROWING TOGETHER PEDIATRICS LLC		787	54	6%	841
LEE COUNTY EMERGENCY MEDICAL SERVICE	1	729	111	13%	841
COVANCE CLINICAL RESEARCH UNIT INC		817	23	3%	840
BAPTIST HEALTH - MD ANDERSON CANCER CENTER		829	5	1%	834
INTERLACHEN PEDIATRICS PA		786	37	4%	823

COVID-19: testing by laboratory

Data through Mar 1, 2021 verified as of Mar 2, 2021 at 09:25 AM

Data in this report are provisional and subject to change.

The numbers in the table below represent the number of Florida and non-Florida residents for whom test results were received by the Department of Health. A person can be tested by more than one laboratory and can have both positive and negative results. **Therefore, the sum of the numbers in each column will be larger than the total number of people tested.**

Reporting lab	Inconclusive	Negative	Positive	Percent positive	Total
CREEKSIDE CARE CENTER	1	681	139	17%	821
FLORIDA HOSPITAL ORLANDO		743	74	9%	817
DEPARTMENT OF CLINICAL LABS		797	17	2%	814
ASAP LABS LLC	7	666	138	17%	811
MOLECULAR TESTING LABS		758	53	7%	811
ASCENSION ST VINCENT'S - CLAY		775	35	4%	810
NORTH FLORIDA PEDIATRICS PA	2	695	111	14%	808
NITE LITE PEDIATRICS		234	564	71%	798
QUICK CARE MED		595	202	25%	797
CAPE CANAVERAL HOSPITAL		540	255	32%	795
Point of Care Testing	1	116	678	85%	795
CONSULATE HEALTH CARE OF NEW PORT RICHEY	2	669	123	15%	794
ADVENTHEALTH EXPRESS CARE AT WALGREENS		689	98	12%	787
WOODLANDS MEDICAL SPECIALISTS		529	258	33%	787
EAST LAKE PEDIATRICS		683	103	13%	786
COASTAL PHYSICIANS, LLC		632	153	19%	785
DYNIX DIAGNOSTICS	2	525	255	33%	782
PENSACOLA PEDIATRICS	2	548	231	30%	781
CVS HEALTH		608	172	22%	780
NORTH OKALOOSA MEDICAL CENTER		455	324	42%	779
NORTH SHORE LIJ URGENT CARE PC		725	45	6%	770
NONE		308	456	60%	764
MACDILL AIR FORCE BASE		712	51	7%	763
NORTH VISTA HOSPITAL LABORATORY		644	119	16%	763
REDI MED LLC		608	154	20%	762
HALIFAX MEDICAL CENTER-PORT ORANGE LAB		651	109	14%	760
Tampa Lakes Health and Rehabilitation Center	2	685	70	9%	757
FAMILY HEALTH CENTERS OF SWF LABS	2	669	84	11%	755
VITAS HEALTHCARE CORPORATION OF FLA	1	747	4	1%	752
NORTHEAST FLORIDA NEUROLOGY CLINICS, INC		635	113	15%	748
CRUCIAL CARE EMERGENCY MEDICINE DOCTORS		587	155	21%	742
MIDWAY SPECIALLY CARE CENTER		520	221	30%	741
VENICE REGIONAL BAYFRONT HEALTH (PULMONARY)		637	104	14%	741
SPECTOR SCIENTIFIC LAB	1	265	473	64%	739
SANTA ROSA MEDICAL GROUP		575	161	22%	736
CHILDRENS MEDICAL ASSOCIATION		669	66	9%	735
VA PAIN CLINIC	4	701	29	4%	734
JACKSONVILLE BEACH PEDIATRIC CARE CENTER		671	61	8%	732
PRIMARY CARE SERVICES AT INDIAN RIVER ESTATES		708	21	3%	729
ADVENT HEALTH LAB - ORLANDO		433	296	41%	729
ANY LAB TEST NOW	1	487	239	33%	727
NCHMD, INC SOUTHEAST IMMEDIATE CARE		560	165	23%	725
LOOP PEDIATRICS PA	3	605	114	16%	722
DISNEY COVID TEST SITE		703	11	2%	714
KENDALL HEALTHCARE PROPERTIES DBA	2	678	27	4%	707
CARE ONE OF FLORIDA LLC		469	235	33%	704
CLINICAL PATHOLOGY LABS INC		635	69	10%	704

COVID-19: testing by laboratory

Data through Mar 1, 2021 verified as of Mar 2, 2021 at 09:25 AM

Data in this report are provisional and subject to change.

The numbers in the table below represent the number of Florida and non-Florida residents for whom test results were received by the Department of Health. A person can be tested by more than one laboratory and can have both positive and negative results. **Therefore, the sum of the numbers in each column will be larger than the total number of people tested.**

Reporting lab	Inconclusive	Negative	Positive	Percent positive	Total
DOCTOR'S MEMORIAL HOSPITAL		539	162	23%	701
Victoria Nursing and Rehabilitation Center		647	53	8%	700
ORLANDO HEALTH AND REHAB CENTER		657	43	6%	700
LIFE CARE CENTER OF NEW PORT RICHEY		663	33	5%	696
PRIMARY CARE SERVICES AT ST ANDREWS ESTATES		696			696
PALACE NURSING HOME & REHAB CENTER		660	36	5%	696
PALM GARDEN OF PORT SAINT LUCIE		682	9	1%	691
PREMIER MEDICAL LABORATORY SERVICES	2	463	225	33%	690
WILLOWBROOKE COURT AT EDGEWATER POINTE ESTATES		680	9	1%	689
CALHOUN LIBERTY HOSPITAL		531	152	22%	683
AMERICAN MEDICAL RESPONSE		675	7	1%	682
SOLARIS HEALTHCARE CHARLOTTE HARBOR		635	47	7%	682
NCH HEALTHCARE SYSTEM MICROBIOLOGY LAB		2	673	100%	675
24 HOUR PEDIATRIC CARE CENTER	1	626	48	7%	675
GRAND COURT TAMPA		669	4	1%	673
MINI ER ADULT AND PEDIATRIC URGENT CARE		574	98	15%	672
TELESCOPE HEALTH LLC	3	553	112	17%	668
PHYSICIANS STAT LAB INC		588	76	11%	664
MEDICAL FP - WHOLE FAMILY HEALTH CENTER		543	120	18%	663
POINT WASHINGTON MEDICAL CLINIC	1	462	199	30%	662
Crestview Rehabilitation Center	5	530	127	19%	662
TREE HOUSE PEDIATRICS PLLC		591	67	10%	658
POINT OF CARE TESTING SITE		630	24	4%	654
BOND AND STEELE CLINIC PA		461	190	29%	651
NORTH FLORIDA MEDICAL GROUP		511	139	21%	650
CENTRAL FLORIDA HEALTH CARE INC		542	106	16%	648
MAVERICK LABS		460	188	29%	648
ETHOS WELLNESS PHARMACY		602	43	7%	645
EAST LAKE PEDIATRICS PA		588	56	9%	644
ADVENTHEALTH MEDICAL GROUP PROMPT CARE		461	183	28%	644
MAIN STREET MEDICAL CENTER		128	516	80%	644
LIFE CARE CENTER OF PENSACOLA		595	49	8%	644
GULF COAST VILLAGE		610	30	5%	640
GOLDEN GATE FAMILY CLINIC		200	439	69%	639
FLAGLER COUNTY HEALTH DEPARTMENT	3	495	141	22%	639
MANOR PINES CONVALESCENT CENTER LLC	1	616	21	3%	638
FLORIDA GULF COAST UNIVERSITY		456	181	28%	637
GULF COAST MOLECULAR LABORATORIES	12	521	102	16%	635
JOHN KNOX VILLAGE HEALTH CENTER		614	20	3%	634
MOUNT SINAI LABORATORY		605	29	5%	634
AMERICAN SCIENTIFIC LABORATORIES LLC		628	5	1%	633
ST JOHN'S NURSING CENTER		611	21	3%	632
VIERA HOSPITAL, INC		492	136	22%	628
PALM GARDEN OF VERO BEACH		584	40	6%	624
AMERICAN FAMILY CARE PENSACOLA WEST		91	533	85%	624
LIFE CARE CENTER OF ORANGE PARK		591	30	5%	621
VETERANS AFFAIRS MEDICAL CENTER	1	40	575	93%	616

COVID-19: testing by laboratory

Data through Mar 1, 2021 verified as of Mar 2, 2021 at 09:25 AM

Data in this report are provisional and subject to change.

The numbers in the table below represent the number of Florida and non-Florida residents for whom test results were received by the Department of Health. A person can be tested by more than one laboratory and can have both positive and negative results. **Therefore, the sum of the numbers in each column will be larger than the total number of people tested.**

Reporting lab	Inconclusive	Negative	Positive	Percent positive	Total
MID-FLORIDA PATHOLOGY		465	147	24%	612
PEBBLEBROOK PHARMACY		505	106	17%	611
HOLY CROSS HOSPITAL		12	598	98%	610
ORANGE BLOSSOM FAMILY HEALTH		582	27	4%	609
CLEWISTON NURSING AND REHABILITATION CENTER		592	12	2%	604
INNOVATIVE TRANSFUSION MEDICINE, INC	8	521	74	12%	603
HOLMES REGIONAL MEDICAL CENTER		5	598	99%	603
SPRING HILL HEALTH AND REHABILITATION CENTER		576	24	4%	600
THE PRESERVE		591	9	2%	600
PATIENTS FIRST - MAHAN DRIVE		164	435	73%	599
GOLDEN GLADES NURSING & REHABILITATION CTR		583	16	3%	599
VETERANS AFFAIRS MEDICAL CENTER - JAMES A HALEY			597	100%	597
SEBASTIAN RIVER MEDICAL CENTER	2	430	161	27%	593
BROOKDALE FORT MYERS CYPRESS LAKE		590	2	0%	592
FORT MYERS INTERNAL MEDICINE, LLC		532	59	10%	591
HEALTH CENTRAL CLINICAL LABORATORY		540	47	8%	587
LIFE CARE CENTER OF HILLIARD		564	22	4%	586
LAB DOCTOR		511	73	13%	584
SOUTHEAST ALABAMA MEDICAL CENT		532	51	9%	583
EXPRESS PHARMACY		540	43	7%	583
MANOR CARE HEALTH SERVICES - FT MYERS		558	25	4%	583
BROAD INSTITUTE CLINICAL SEQUENCING RESEARCH PLATFORM	2	551	27	5%	580
MOORINGS PARK INSTITUTE, INC, THE		553	26	4%	579
VITAS HEALTHCARE CORP OF CENTRAL FL		555	23	4%	578
BOCA GRANDE HEALTH CLINIC		548	28	5%	576
EDEN SPRINGS NURSING AND REHAB CENTER		463	111	19%	574
TENNESSEE DOH - NASHVILLE	2	504	66	12%	572
MEDICAL VB		451	121	21%	572
CONSULATE HEALTHCARE OF VERO BEACH	14	477	79	14%	570
THERADOC		152	417	73%	569
HMA SANTA ROSA MEDICAL CENTER LLC DBA		447	122	21%	569
PEDIATRIC HEALTHCARE ALLIANCE PA		522	47	8%	569
J AND G MEDICAL GROUP LLC		469	97	17%	566
NSPIRE HEALTHCARE MIAMI LAKES	8	541	14	2%	563
CITY MEDICAL OF NEW JERSEY, PC		516	46	8%	562
AFC URGENT CARE CLEARWATER	1	123	436	78%	560
ECCOLAB GROUP	1	146	411	74%	558
SHORELINE PHYSICIAN GROUP		342	216	39%	558
MAYFLOWER ASSISTED LIVING		549	6	1%	555
Fernandina Beach Rehabilitation and Nursing Center	1	533	19	3%	553
CYPRESS VILLAGE	1	527	24	4%	552
NEMOURS CHILDREN'S HOSPITAL		453	98	18%	551
ENCOMPASS HEALTH		536	13	2%	549
The Sands at South Beach		545	4	1%	549
MANOR CARE NURSING CENTER OF SARASOTA FL LLC		460	87	16%	547
VITAE DIAGNOSTICS		534	13	2%	547
EMERALD SHORES HEALTH AND REHABILITATION		449	97	18%	546

COVID-19: testing by laboratory

Data through Mar 1, 2021 verified as of Mar 2, 2021 at 09:25 AM

Data in this report are provisional and subject to change.

The numbers in the table below represent the number of Florida and non-Florida residents for whom test results were received by the Department of Health. A person can be tested by more than one laboratory and can have both positive and negative results. **Therefore, the sum of the numbers in each column will be larger than the total number of people tested.**

Reporting lab	Inconclusive	Negative	Positive	Percent positive	Total
BALDOMERO LOPEZ STATE VETERANS NURSING HOME	2	539	4	1%	545
Signature HealthCare Center of Waterford		515	30	6%	545
COASTAL URGENT CARE		428	116	21%	544
SUWANNEE HEALTH AND REHABILITATION CENTER		539	5	1%	544
DOCTORS CENTER,THE		432	111	20%	543
CLINICAL ENTERPRISE, INC		521	20	4%	541
NCF DIAGNOSTICS & DNA TECHNOLOGIES	15	208	318	59%	541
BUFFALO CROSSING HEALTHCARE & REHABILITATION CTR		526	15	3%	541
EXPRESS URGENT CARE LLC		1	540	100%	541
WILLOW BROOKE COURT AT INDIAN RIVER ESTATES		496	43	8%	539
PEDIATRIC HEALTHCARE ALLIANCE		507	31	6%	538
DIAMOND RIDGE HEALTH AND REHABILITATION		506	32	6%	538
EMERALD COAST PEDIATRICS		527	11	2%	538
PALM GARDEN OF TAMPA		508	29	5%	537
VETERANS AFFAIRS MEDICAL CENTER - BAY PINES		18	518	97%	536
BALDWIN PEDIATRICS	1	505	28	5%	534
CLARITY LABS		464	70	13%	534
Plantation Bay Rehabilitation Center		510	23	4%	533
CONTINENTAL CLINICAL RESEARCH, LLC		500	32	6%	532
NCH HEALTHCARE BONITA		403	128	24%	531
MED FAST URGENT CARE CENTER		260	268	51%	528
MEDICAL CENTER CLINIC-IMMEDIATE CARE	1	423	104	20%	528
DAVITA LABORATORY		426	100	19%	526
DOH - INDIAN RIVER		450	76	14%	526
CLIFFORD CHESTER SIMS STATE VETERANS		510	11	2%	521
MEDICAL CENTER OF DELTONA, INC		432	89	17%	521
VILLA MARIA NURSING & REHAB CENTER INC	1	507	12	2%	520
MEDONE URGENT CARE AT ST. AUGUSTINE		133	385	74%	518
MEDFAST URGENT CARE CENTERS		231	281	55%	512
CARITHERS PEDIATRIC GROUP		465	46	9%	511
AMERICA'S PHARMACY LLC		450	57	11%	507
PIONEER CLINICAL LAB LLC		411	96	19%	507
BAPTIST PRIMARY CARE	2	403	100	20%	505
HARBOUR HEALTH CENTER		490	14	3%	504
SABAL PALMS HEALTH AND REHAB		454	50	10%	504
BREVARD HEALTH ALLIANCE		255	248	49%	503
WATSON THERAPEUTICS INC		482	20	4%	502
VALENCIA HILLS HEALTH AND REHABILITATION CENTER		489	13	3%	502
FLORIDA DEPARTMENT OF HEALTH IN CALHOUN COUNTY		377	123	25%	500
JACKSON MEMORIAL PERDUE MEDICAL CENTER		475	24	5%	499
VETERANS AFFAIRS MEDICAL CENTER - GAINESVILLE		3	495	99%	498
PALMETTO FAMILY HEALTHCARE	1	316	181	36%	498
SOLARIS HEALTHCARE LAKE CITY		400	98	20%	498
ENZO CLINICAL LABS INC	3	469	25	5%	497
CLINICAL PATHOLOGY LABS		386	111	22%	497
RICARDO NAVARRO DO PA		426	70	14%	496
CHILDRENS MEDICAL ASSOCIATION PA		439	57	11%	496

COVID-19: testing by laboratory

Data through Mar 1, 2021 verified as of Mar 2, 2021 at 09:25 AM

Data in this report are provisional and subject to change.

The numbers in the table below represent the number of Florida and non-Florida residents for whom test results were received by the Department of Health. A person can be tested by more than one laboratory and can have both positive and negative results. **Therefore, the sum of the numbers in each column will be larger than the total number of people tested.**

Reporting lab	Inconclusive	Negative	Positive	Percent positive	Total
NEW YORK HOSPITAL LABORATORIES	1	482	12	2%	495
JACKSON MEMORIAL LONG TERM CARE CENTER		472	22	4%	494
HEARTLAND PEDIATRICS OF LAKE WALES		443	51	10%	494
MEMORIAL PEMBROKE 24/7 CARE CENTER		375	119	24%	494
HEALTH CENTER AT BRENTWOOD	1	448	44	9%	493
ASCEND CLINICAL	5	415	71	14%	491
SOUTHERN OAKS CARE CENTER	1	450	37	8%	488
ARCPOINTS LABS		421	65	13%	486
ST CLOUD REGIONAL MEDICAL CENTER CLINICAL LAB		394	92	19%	486
FOUNTAIN MANOR HEALTH AND REHAB CENTER	1	467	18	4%	486
FLORIDA DEPARTMENT OF HEALTH CLAY COUNTY	1	387	98	20%	486
SUSANNA WESLEY HEALTH CENTER		447	36	7%	483
FAMILY HEALTH CENTERS OF SOUTHWEST FLORIDA INC		415	68	14%	483
GENOSUR LLC		476	6	1%	482
RIVER GARDEN HEBREW HOME FOR THE AGED		428	54	11%	482
THE PALACE AT HOMESTEAD	1	461	19	4%	481
The Manor at Blue Water Bay		421	60	12%	481
PALM GARDEN OF JACKSONVILLE	2	399	80	17%	481
NORTH FLORIDA RETIREMENT VILLAGE		479	2	0%	481
HILLCREST HEALTH CARE & REHABILITATION CENTER	3	464	13	3%	480
WEST GABLES HEALTH CARE CENTER		468	10	2%	478
BOND CLINIC PA PEDIATRICS DEPT		436	39	8%	475
LAUDERDALE NURSING CENTER LLC	1	455	19	4%	475
SANDBAY URGENT CARE		382	93	20%	475
HARTS HARBOR HEALTH CARE CENTER		452	21	4%	473
Good Samaritan Society Kissimmee Village		407	65	14%	472
RAINBOW PEDIATRIC CENTER PA		438	31	7%	469
OCALA FAMILY MEDICAL CENTER INC	2	415	52	11%	469
DXTERITY DIAGNOSTICS	2	437	29	6%	468
MANOR OAKS NURSING & REHAB CENTER	4	462	2	0%	468
FLO-MEDILAB SERVICES LLC		188	279	60%	467
MICHAEL A MIDDLETON MD PA		449	18	4%	467
NAVAL HOSPITAL - JACKSONVILLE		136	331	71%	467
PALM GARDEN OF CLEARWATER		448	18	4%	466
Quest Diag Unspecifd	1	316	149	32%	466
SHORE ACRES CARE CENTER		429	35	8%	464
MANOR AT CARPENTERS		435	27	6%	462
HOPE HOSPICE AND COMMUNITY SERVICES INC	14	431	17	4%	462
BROOKDALE PALMER RANCH	1	404	57	12%	462
PARKLANDS FACILITY INC	4	415	42	9%	461
CHILDRENS CLINIC WEST FLORIDA PEDIATRICS		421	40	9%	461
CITRUS NURSING CENTER LLC		414	46	10%	460
PHYSICIANS PRIMARY CARE LAB	1	396	63	14%	460
HERON POINTE HEALTH AND REHABILITATION	1	454	3	1%	458
BENTON PEDIATRICS INC		408	47	10%	455
CLARIDGE HOUSE NURSING CENTER		437	17	4%	454
LIFE CARE CENTER OF PALM BAY		425	27	6%	452

COVID-19: testing by laboratory

Data through Mar 1, 2021 verified as of Mar 2, 2021 at 09:25 AM

Data in this report are provisional and subject to change.

The numbers in the table below represent the number of Florida and non-Florida residents for whom test results were received by the Department of Health. A person can be tested by more than one laboratory and can have both positive and negative results. **Therefore, the sum of the numbers in each column will be larger than the total number of people tested.**

Reporting lab	Inconclusive	Negative	Positive	Percent positive	Total
FIRST CHOICE PEDIATRICS		362	89	20%	451
LITTLE PINE PEDIATRICS PLLC	3	391	57	13%	451
AFC URGENT CARE FAMILY CARE			450	100%	450
ORLANDO HEALTH CENTER FOR REHABILITATION		437	13	3%	450
FLORIDA HOSPITAL WAUCHULA		317	133	30%	450
WILLISTON CARE CENTER		392	57	13%	449
BROWARD PARTNERSHIP	6	432	8	2%	446
UNIVERSITY OF TAMPA INC, THE		436	9	2%	445
AFC URGENT CARE SEMINOLE			444	100%	444
Q ANSWER LAB	1	385	58	13%	444
DIAMOND RIDGE HEALTH AND REHABILITATION CENTER		422	22	5%	444
WHITE-WILSON MEDICAL CENTER - FORT WALTON BEACH		427	16	4%	443
DBI HEALTH INC		428	15	3%	443
NORTH FLORIDA REHABILITATION & SPECIALTY CARE		436	6	1%	442
CARENOW	2	245	195	44%	442
EMERITUS AT NAPLES	2	438	1	0%	441
ELLENTON PEDIATRICS		423	18	4%	441
Solaris HealthCare Windermere		408	32	7%	440
SMA SPECIALTY MEDICAL LAB		119	321	73%	440
NEW PLANT CITY FAMILY CARE	1	236	203	46%	440
CARE ONE OF FLORIDA	1	292	142	33%	435
ST ANDREWS BAY SKILLED NURSING &		374	60	14%	434
NEW YORK PRESBYTERIAN - CUMC CLINICAL		416	18	4%	434
PALM BEACH ATLANTIC UNIVERSITY		420	14	3%	434
AVECINA MEDICAL JULINGTON	1	240	189	44%	430
FLORIDA DEPT OF HEALTH IN BREVARD COUNTY	3	363	63	15%	429
SIGNATURE HEALTHCARE OF BROOKWOOD GARDENS		423	6	1%	429
APP-UNIPATH, LLC	2	412	15	3%	429
RUSKIN HEALTH CENTER		264	164	38%	428
Palm Garden of Ocala		330	98	23%	428
RESTORE HEALTH URGENT CARE		329	99	23%	428
VITAS LUTHERAN TOWERS INPATIENT PROGRAM		364	64	15%	428
SOLARIS HEALTHCARE OSCEOLA		406	22	5%	428
AFC URGENT CARE TYRONE		2	424	100%	426
SEMINOLE NURSING PAVILION		419	7	2%	426
FLORIDA HOSPITAL MEDICAL GROUP		264	161	38%	425
PRO HEALTH		187	236	56%	423
SUNSHINE URGENT CARE LLC		275	147	35%	422
PALM GARDEN OF WINTER HAVEN	3	403	16	4%	422
Colonial Lakes Health Care		384	38	9%	422
STEWART SEBASTIAN RIVER MEDICAL CENTER		368	53	13%	421
GARCIA CLINICAL LABORATORY		28	392	93%	420
PALM GARDEN OF ORLANDO		386	33	8%	419
MEDIPATH		19	399	95%	418
Bardmoor Oaks Healthcare and Rehabilitation Center		406	11	3%	417
Ocala Health and Rehabilitation Center		396	21	5%	417
LEHIGH REGIONAL MEDICAL CENTER LAB		371	44	11%	415

COVID-19: testing by laboratory

Data through Mar 1, 2021 verified as of Mar 2, 2021 at 09:25 AM

Data in this report are provisional and subject to change.

The numbers in the table below represent the number of Florida and non-Florida residents for whom test results were received by the Department of Health. A person can be tested by more than one laboratory and can have both positive and negative results. **Therefore, the sum of the numbers in each column will be larger than the total number of people tested.**

Reporting lab	Inconclusive	Negative	Positive	Percent positive	Total
Santa Rosa Center for Rehabilitation and Healing		345	69	17%	414
HEALTHY STEPS PEDIATRICS		364	47	11%	411
THE PALACE MANAGEMENT - THE PALACE AT CORAL GABLES		407	3	1%	410
CONSULATE HEALTH CARE OF BAYONET POINT	4	399	7	2%	410
MINUTECLINIC LLC #3671		366	44	11%	410
BROOKSVILLE HEALTHCARE CENTER LLC		395	13	3%	408
Cypress Cove Care Center		305	100	25%	405
TIDE LABORATORIES		362	43	11%	405
SOLARIS HEALTHCARE MERRITT ISLAND		363	41	10%	404
NAPLES CHILDREN'S URGENT CARE		352	51	13%	403
FLORIDA DEPARTMENT OF HEALTH		355	48	12%	403
LIFEBRITE	1	210	192	48%	403
CORE DIAGNOSTIC LABORATORIES LLC		280	122	30%	402
STARKE FAMILY MEDICAL CENTER		313	88	22%	401
ABBAY DELRAY		396	5	1%	401
MINUTECLINIC LLC, #10357		397	1	0%	398
ORCHARD PARK HEALTH & REHABILITATION		393	5	1%	398
Timberridge Center for Rehabilitation and Healing		363	34	9%	397
MINI ER AND URGENT CARE		289	105	27%	394
MEDSCAN LABORATORY INC	1	182	211	54%	394
Solaris Healthcare Daytona	2	346	46	12%	394
INDIAN RIVER CTR, LLC		341	50	13%	391
TREASURE COAST COMMUNITY HEALTH	3	323	64	16%	390
BARBER		13	376	97%	389
TIDEWELL HOSPICE INC	2	380	7	2%	389
Darcy Hall Of Life Care		375	12	3%	387
PALMS OF SEBRING		352	34	9%	386
Manatee Springs Rehabilitation and Nursing Center		363	20	5%	383
BROOKDALE PADDOCK HILLS	2	377	2	1%	381
VITAS HEALTHCARE CORPORATION		373	5	1%	378
AFC URGENT CARE		67	310	82%	377
FLORIDA DEPARTMENT OF HEALTH IN LIBERTY COUNTY	2	280	95	25%	377
BAYA PHARMACY WEST		8	368	98%	376
ANCIENT CITY PEDIATRICS	1	361	14	4%	376
ADDINGTON PLACE AT WELLINGTON GREEN		367	9	2%	376
FAMILY CARE PARTNERS OF NORTHEAST FLORIDA LLC		302	74	20%	376
SOLARIS HEALTHCARE BAYONET POINT		359	16	4%	375
GOOD SAMARITAN CENTER		371	3	1%	374
FAIR HAVENS CENTER, OPCO		367	6	2%	373
HENDRY REGIONAL MEDICAL CENTER		107	265	71%	372
MEDONE URGENT CARE CENTER		149	223	60%	372
Life Care Center of Ocala		304	68	18%	372
URGENT CARE BETHESDA	1	318	52	14%	371
CLERMONT HEALTH AND REHABILITATION CENTER		339	32	9%	371
MAGNOLIA FAMILY URGENT CARE		332	39	11%	371
UR MEDICINE LABS- CENTRAL LABORATORY		349	22	6%	371
ACCESS MEDICAL CENTER	1	344	26	7%	371

COVID-19: testing by laboratory

Data through Mar 1, 2021 verified as of Mar 2, 2021 at 09:25 AM

Data in this report are provisional and subject to change.

The numbers in the table below represent the number of Florida and non-Florida residents for whom test results were received by the Department of Health. A person can be tested by more than one laboratory and can have both positive and negative results. **Therefore, the sum of the numbers in each column will be larger than the total number of people tested.**

Reporting lab	Inconclusive	Negative	Positive	Percent positive	Total
ROLLINS COLLEGE WELLNESS CENTER		130	239	65%	369
SUNLAND MARIANNA COX MEDICAL CENTER		326	42	11%	368
AMEERAH LABS, LLC	2	284	82	22%	368
Destin Healthcare and Rehabilitation Center	1	329	38	10%	368
ADVENT HEALTH - TAMPA		148	220	60%	368
BLOUNTSTOWN REHABILITATION CENTER LLC		261	106	29%	367
TRENTON MEDICAL CENTER INC DBA PALMS MEDICAL GROUP	4	270	93	25%	367
Stacey Health Care Centers Inc. dba Riverside Care Center		337	29	8%	366
EPN URGENT CARE		44	321	88%	365
Bayside Care Center	1	342	20	6%	363
PINES OF SARASOTA		359	4	1%	363
VILLAGE DOCTORS OF KEYSTONE		281	81	22%	362
INFORM DIAGNOSTICS		353	9	2%	362
ASSOCIATESMD MEDICAL GROUP INC		310	52	14%	362
MOOSEHAVEN HEALTH CENTER		325	37	10%	362
LIFE CARE PONTE VEDRA INC		353	8	2%	361
ADVENTHEALTH EXPRESS CARE AT		292	68	19%	360
SOLARIS HEALTHCARE PARKWAY	2	339	17	5%	358
INTERNAL MEDICINE & PEDIATRICS OF TAMPA BAY PA		301	55	15%	356
HEALTH CENTRAL PARK		289	66	19%	355
HAINES CITY REHABILITATION AND NURSING CENTER		331	24	7%	355
VETERANS AFFAIRS MEDICAL CENTER - LAKE CITY		52	302	85%	354
SEA BREEZE REHAB AND NURSING CENTER		344	9	3%	353
DIAGNOSTIC & CLINICAL CARE SERVICES INC DBA		279	74	21%	353
MY CLINICAL LAB		224	129	37%	353
VILLAGE AT VIENNA SQUARE,THE	6	329	17	5%	352
MEDFAST URGENT CARE CENTER		122	230	65%	352
NATIONS BEST FAMILY HEALTH CARE		173	178	51%	351
BAYSHORE DIAGNOSTICS		310	41	12%	351
MANORCARE HEALTH SERVICES - VENICE		296	55	16%	351
CORAL BAY HEALTHCARE AND REHABILITATION	1	338	12	3%	351
SANFORD LABORATORIES		325	26	7%	351
FHMG FLORIDA HOSPITAL MEDICAL GROUP		312	37	11%	349
UNIVERSITY OF TAMPA STUDENT HEALTH AND SHC CLINICAL LABORATORY		199	150	43%	349
SIPARADIGM, DIAGNOSTIC INFORMATICS		273	76	22%	349
ORLANDO VA MEDICAL CENTER			348	100%	348
FG RAPID RESULTS	2	116	229	66%	347
STATMED OCALA	2	268	77	22%	347
HEALTH DESIGNS		332	14	4%	346
FLORIDA HOSPITAL HEARTLAND MED CTR LAKE PLACID		256	88	26%	344
Palmetto Subacute Care Center		333	11	3%	344
ORCHARD RIDGE CARE AND REHABILITATION CENTER		325	19	6%	344
PALM GARDEN OF WEST PALM BEACH	4	325	15	4%	344
SUN COUNTRY PEDIATRICS PLLC	9	305	29	8%	343
FLOMEDILAB		126	216	63%	342
ADVENT HEALTH CENTRA CARE - PALM COAST		80	261	77%	341
PruittHealth Panama City	1	276	64	19%	341

COVID-19: testing by laboratory

Data through Mar 1, 2021 verified as of Mar 2, 2021 at 09:25 AM

Data in this report are provisional and subject to change.

The numbers in the table below represent the number of Florida and non-Florida residents for whom test results were received by the Department of Health. A person can be tested by more than one laboratory and can have both positive and negative results. **Therefore, the sum of the numbers in each column will be larger than the total number of people tested.**

Reporting lab	Inconclusive	Negative	Positive	Percent positive	Total
HEALTHWORKS MED GROUP OF FLORIDA PA	3	331	7	2%	341
USAFSAM/PHE		174	165	49%	339
SELECT REFERENCE LABORATORIES, LLC	1	326	12	4%	339
SIGNATURE HEALTHCARE OF NORTH FLORIDA		336	3	1%	339
ARCPPOINT LABS OF SARASOTA MANATEE		261	78	23%	339
NATURE COAST MEDICAL GROUP		246	93	27%	339
HARDEE MANOR HEALTH CARE CENTER	1	334	3	1%	338
ADVENTHEALTH EXPRESS CARE AT WALGREENS 49TH STREET		285	52	15%	337
SERENADES IN THE VILLAGES		282	54	16%	336
PEDIATRIC ASSOCIATES OF OCALA PA		305	31	9%	336
Marshall Health and Rehabilitation Center		287	49	15%	336
Palm Garden of Largo		332	4	1%	336
ADVENTHEALTH MEDICAL GROUP PROMPT CAR	1	234	100	30%	335
FLORIDA HEART & VASCULAR MULTISPECIALTY GROUP PA		239	96	29%	335
CORAL TRACE HEALTH CARE	2	327	5	1%	334
WHITE WILSON MEDICAL CENTER PA - NAVARRE		230	104	31%	334
NORTH PINELLAS STATMED QUICK QUALITY CLINICS		236	97	29%	333
Bay Breeze Senior Living and Rehabilitation Center		280	53	16%	333
BRISTOL AT TAMPA, THE	4	321	8	2%	333
CRONOS CLINICAL LABORATORY	22	220	91	27%	333
FAIRWAY OAKS CENTER LLC	6	320	6	2%	332
TRI-COUNTY NURSING AND REHABILITATION CENTER INC		316	15	5%	331
HARDEE COUNTY HEALTH DEPARTMENT		264	67	20%	331
ST PETERSBURG PEDIATRICS-PARK BLVD		299	32	10%	331
COLOR GENOMICS, INC.	2	322	6	2%	330
SABAL DIRECT PRIMARY CARE, PA		272	58	18%	330
PEDIATRICS BY THE SEA		318	11	3%	329
VILLAGE DOCTORS FAMILY MEDICAL CENTER OF		266	63	19%	329
MANOR CARE OF BOYNTON BEACH LLC		305	24	7%	329
Life Care Center at Wells Crossing		309	19	6%	328
ST PETERSBURG PEDIATRICS-SEMINOLE BLVD		264	61	19%	325
PIONEER CLINICAL LAB, LLC		212	113	35%	325
PENSACOLA PEDIATRICS PA - TIGER POINT	18	298	8	2%	324
MIDWAY SPECIALTY CARE CENTER	3	206	114	35%	323
DELTONA HEALTH CARE		298	24	7%	322
ROSEWOOD HEALTH AND REHABILITATION CENTER		301	21	7%	322
BAPTIST PRIMARY CARE, INC		297	25	8%	322
KISSIMMEE FACILITY OPERATIONS LLC		298	23	7%	321
ATLANTIC SHORES NURSING AND REHAB CENTER	1	311	9	3%	321
GANDY CROSSING CARE CENTER	1	305	14	4%	320
OCEAN VIEW NURSING AND REHAB CENTER		301	16	5%	317
LabCorp (Non-Interfaced)	1	124	191	60%	316
SPEARHEAD MEDICAL		266	50	16%	316
SPECIALTY HEALTH AND REHABILITATION CENTER		291	25	8%	316
DIGNITY HEALING, LLC		302	14	4%	316
HCSO OCCUPATIONAL HEALTH AND WELLNESS CENTER		248	68	22%	316
BAY VILLAGE OF SARASOTA INC		313	3	1%	316

COVID-19: testing by laboratory

Data through Mar 1, 2021 verified as of Mar 2, 2021 at 09:25 AM

Data in this report are provisional and subject to change.

The numbers in the table below represent the number of Florida and non-Florida residents for whom test results were received by the Department of Health. A person can be tested by more than one laboratory and can have both positive and negative results. **Therefore, the sum of the numbers in each column will be larger than the total number of people tested.**

Reporting lab	Inconclusive	Negative	Positive	Percent positive	Total
FL HUD DESTIN, LLC D/B/A GRAND BOULEVARD HEALTH		278	37	12%	315
MOBILE MEDICAL ASSOCIATES PL	10	264	41	13%	315
PruittHealth Santa Rosa		225	90	29%	315
BIOCEPT		293	22	7%	315
AVANTE AT MT DORA		311	4	1%	315
GENESIS MEDICAL LABORATORY MIAMI FL.		83	230	73%	313
ST LUCIE EMPLOYEE HEALTH & WELLNESS CENTER		307	6	2%	313
KEY WEST HEALTH AND REHAB	1	304	7	2%	312
HEALTH PARK CARE CENTER		307	4	1%	311
WELL HEALTH WORKS	1	275	35	11%	311
ELMHURST HOSPITAL CENTER	1	284	26	8%	311
AVENTURA REHAB AND NURSING CENTER		301	10	3%	311
ONESTOP MEDICAL AND URGENT CARE LLC		267	43	14%	310
THE SPRINGS AT BOCA CIEGA BAY		300	9	3%	309
GOOD SAMARITAN SOCIETY-DAYTONA		289	20	6%	309
MEDEXPRESS LUTZ		3	306	99%	309
SILVER CREEK SENIOR LIVING COMMUNITY		304	5	2%	309
TAMARAC REHABILITATION & HEALTH CENTER		306	3	1%	309
BONIFAY NURSING AND REHAB CENTER		279	29	9%	308
SPRINGTREE REHAB & HEALTH CARE CENTER		289	19	6%	308
LAKE EUSTIS HEALTH AND REHABILITATION CENTER		301	7	2%	308
REHABILITATION CENTER OF LAKE CITY, THE		279	28	9%	307
CHAUTAUQUA REHABILITATION AND NURSING CENTER		298	9	3%	307
SAMANTHA WILSON CARE CENTER	4	293	9	3%	306
PHYSICIANS REGIONAL WALK-IN		185	120	39%	305
AVELLINO LAB USA, INC	1	292	12	4%	305
KENNEDY PAIN CLINIC GROUP LLC		274	29	10%	303
PALMS REHABILITATION AND HEALTHCARE CENTER		266	37	12%	303
RIVERS FAMILY MEDICINE PA		224	77	26%	301
ARGO SENIOR LIVING AT HAVERHILL		282	18	6%	300
PORT SAINT LUCIE HOSPITAL		291	9	3%	300
BOCA BIOLISTICS REFERENCE LABORATORY	2	185	112	37%	299
JACKSON PLAZA NURSING & REHAB CENTER	6	286	6	2%	298
ENCOMPASS HEALTH REHABILITATION HOSPITAL OF SUNRISE	8	283	6	2%	297
MEDICAL CENTER AT OCEAN REEF,THE		282	15	5%	297
BROOKDALE DESTIN		285	12	4%	297
The Care Center at Pinellas Park	1	288	8	3%	297
Life Care Center of Punta Gorda	1	283	13	4%	297
AMBULATORY SURGERY CENTER OF BOCA RATON LTD		292	4	1%	296
FAMILY CARE PARTNERS OF NE FLORIDA LLC		226	70	24%	296
BUENA VISTA URGENT CARE		264	32	11%	296
ST JAMES HEALTH AND REHABILITATION CENTER		212	84	28%	296
LUTHERAN HAVEN		287	9	3%	296
OSPREY LODGE		237	59	20%	296
LIFE CARE CENTER OF WINTER HAVEN		277	18	6%	295
PEDIATRIC HEALTH CARE ALLIANCE, PA		265	30	10%	295
KINDRED HOSPITAL	7	276	11	4%	294

COVID-19: testing by laboratory

Data through Mar 1, 2021 verified as of Mar 2, 2021 at 09:25 AM

Data in this report are provisional and subject to change.

The numbers in the table below represent the number of Florida and non-Florida residents for whom test results were received by the Department of Health. A person can be tested by more than one laboratory and can have both positive and negative results. **Therefore, the sum of the numbers in each column will be larger than the total number of people tested.**

Reporting lab	Inconclusive	Negative	Positive	Percent positive	Total
REGENTS PARK OF BOCA RATON ☐		292	2	1%	294
NORTHWEST MEDICAL CENTER CLINICAL LABORATORY		175	118	40%	293
SAINTS 120 LLC	1	258	34	12%	293
LAKELAND REGIONAL HEALTH SYSTEMS INC		26	266	91%	292
BAY COUNTY SHERIFFS OFFICE JAIL FACILITY		246	45	15%	291
HEATHER HILL HEALTHCARE CENTER		245	46	16%	291
HOMESTEAD MANOR	2	247	40	14%	289
LONGWOOD FAMILY PRACTICE		220	69	24%	289
PALM GARDEN OF GAINESVILLE	2	285	2	1%	289
24/7 PEDIATRIC CARE CENTERS INC		270	19	7%	289
AUBURN UNIVERSITY MEDICAL CLINIC		227	62	21%	289
ST JUDE CHILDREN'S RESEARCH HOSPITAL		273	15	5%	288
CROSS POINTE CARE CENTER	2	280	6	2%	288
BAPTIST PRIMARY CARE INC	1	261	25	9%	287
HOLLEY NAVARRE MEDICAL CLINIC		213	74	26%	287
CONSULATE HEALTH CARE OF SAFETY HARBOR		281	6	2%	287
SOUTHWEST ORLANDO FAMILY MEDICINE, PL		238	48	17%	286
HOLIDAY CVS LLC DBA CVS/PHARMACY #0440		277	9	3%	286
COMMUNITY HEALTH AND REHABILITATION CENTER		224	62	22%	286
Solaris Healthcare Lake Bennet		253	33	12%	286
BRIDGEWATER PARK HEALTH AND REHAB		257	29	10%	286
PW WINDERMERE SUBTENANT LLC		284	1	0%	285
Coastal Health and Rehabilitation Center		274	11	4%	285
AURORA DIAGNOSTICS BERNHARDT LABORATORIES PATHOLOGY SERVICE		190	93	33%	283
ROSEN MEDICAL CENTER		242	40	14%	282
PLANT CITY PEDIATRICS	1	230	51	18%	282
AVANTE AT LEESBURG INC		281	1	0%	282
ELMCROFT PINECREST	1	260	21	7%	282
URGENT CARE EXPRESS LLC		1	280	100%	281
FLORIDA HEALTH CARE PLANS			281	100%	281
Parkview Rehabilitation Center at Winter Park		273	8	3%	281
WALGREENS 3173		256	24	9%	280
LASER & SURGERY CENTER OF THE PALM BEACHES ☐		279	1	0%	280
RULEME CENTER	2	252	26	9%	280
MANORCARE AT LELY PALMS		274	5	2%	279
HOLISTIX TREATMENT CENTERS		273	6	2%	279
TAVARES PEDIATRICS		236	43	15%	279
BEAR CREEK NURSING CENTER		274	5	2%	279
SEASIDE HEALTH AND REHABILITATION CENTER		221	57	21%	278
TUSKAWILLA NURSING AND REHAB CENTER	2	269	7	3%	278
ADVENT HEALTH - DELTONA ER		225	53	19%	278
QUALITOX LABORATORIES		105	172	62%	277
PRUITT HEALTH-SANTA ROSA		275	2	1%	277
ESTERO ISLAND MEDICAL CENTER		215	61	22%	276
WESTCHESTER GARDENS LIMITED PARTNERSHIP		270	6	2%	276
EXCEL PEDIATRICS		231	45	16%	276
FAMILY EXPRESS URGENT CARE		5	271	98%	276

COVID-19: testing by laboratory

Data through Mar 1, 2021 verified as of Mar 2, 2021 at 09:25 AM

Data in this report are provisional and subject to change.

The numbers in the table below represent the number of Florida and non-Florida residents for whom test results were received by the Department of Health. A person can be tested by more than one laboratory and can have both positive and negative results. **Therefore, the sum of the numbers in each column will be larger than the total number of people tested.**

Reporting lab	Inconclusive	Negative	Positive	Percent positive	Total
VILLAGES REGIONAL HOSPITAL SURGERY CENTER LLC, THE		218	58	21%	276
HARBOURWOOD	1	271	4	1%	276
Rehabilitation Center for Park Place LLC		265	11	4%	276
TALLAHASSEE NHHI LLC	1	248	27	10%	276
DOCTORS MEMORIAL HOSPITAL		155	121	44%	276
renaissance health and rehabilitation center		257	18	7%	275
PERSONALIZED GENETIC TESTING	1	180	94	34%	275
MANOR CARE OF NAPLES FL LLC		272	3	1%	275
Glades West Rehabilitation and Nursing Center		266	8	3%	274
BAYA POINTE NURSING AND REHABILITATION		191	83	30%	274
JACKSONVILLE KIDS PEDIATRICS, PLLC		240	32	12%	272
ACCURATE DIAGNOSTIC LABS, INC		256	15	6%	271
SILVERCREST HEALTH AND REHABILITATION CENTER	3	260	8	3%	271
FRICKS PHARMACY		209	61	23%	270
BROOKDALE LAKE TAVARES		265	5	2%	270
Solaris Healthcare Coconut Creek		263	6	2%	269
CLARE BRIDGE ORMOND BEACH	1	268			269
Premier Place at The Glenview		260	9	3%	269
NASSAU COUNTY JAIL		226	43	16%	269
W FRANK WELLS NURSING HOME		240	28	10%	268
DAVID SCOTT MADWAR MD PA		241	27	10%	268
ADVENT HEALTH CARE CENTER	9	246	13	5%	268
JAMES A HALEY VETERANS HOSPITAL			267	100%	267
Life Care Center at Inverrary		261	6	2%	267
ADVENT HEALTH CENTRA CARE - ORMOND BEACH		113	153	58%	266
SERANADES BY SONATA WEST ORANGE		236	29	11%	265
BRENTWOOD RETIREMENT COMMUNITY	5	228	31	12%	264
MILLER BIOCONNECT		236	28	11%	264
Solaris HealthCare Imperial		256	8	3%	264
MEMPHIS PATHOLOGY LABORATORY	4	239	18	7%	261
PROTEUS MOLECULAR AND CLINICAL LAB	1	149	111	43%	261
PAVILION FOR HEALTHCARE, THE		259	2	1%	261
ST CATHERINE'S WEST REHABILITATION HOSPITAL		249	12	5%	261
CHIPOLA HEALTH AND REHAB		243	17	7%	260
AVON PARK PEDIATRICS INC	3	233	24	9%	260
LAKE PARK OF MADISON		251	9	3%	260
CLIFFORD CHESTER SIMS VA NURSING HOME		251	9	3%	260
ADVANCED AMBULATORY SURGERY CENTER		248	12	5%	260
SIGNATURE HEALTHCARE AT THE COURTYARD		213	47	18%	260
WHITE-WILSON MEDICAL CENTER - NICEVILLE		232	27	10%	259
CONSULATE HEALTHCARE OF KISSIMMEE		247	12	5%	259
FLORIDA WOMAN CARE LABORATORY LLC		232	26	10%	258
TRINITY REGIONAL REHAB CENTER		243	15	6%	258
DEPARTMENT OF HEALTH BUREAU OF FAMILY		256	2	1%	258
The Grove Health and Rehabilitation		235	23	9%	258
WELL-BEING MEDICAL CENTER PLLC		235	20	8%	255
USA HEALTH UNIVERSITY HOSPITAL CLINICAL LABORATORY	1	244	10	4%	255

COVID-19: testing by laboratory

Data through Mar 1, 2021 verified as of Mar 2, 2021 at 09:25 AM

Data in this report are provisional and subject to change.

The numbers in the table below represent the number of Florida and non-Florida residents for whom test results were received by the Department of Health. A person can be tested by more than one laboratory and can have both positive and negative results. **Therefore, the sum of the numbers in each column will be larger than the total number of people tested.**

Reporting lab	Inconclusive	Negative	Positive	Percent positive	Total
Vi at Lakeside Village Skilled Nursing		249	5	2%	254
VETERANS AFFAIRS MEDICAL CENTER - MIAMI		1	253	100%	254
SHELL POINT VILLAGE MEDICAL CENTER		246	7	3%	253
WESTWOOD HEALTHCARE SNF		207	46	18%	253
HOSPICE OF THE FLORIDA SUNCOAST,THE		252	1	0%	253
BROWARD NURSING & REHABILITATION CTR	8	234	10	4%	252
FIRST CHOICE PRIMARY CARE		201	51	20%	252
ABBOTT LABORATORIES		165	87	35%	252
AYERS HEALTH & REHABILITATION CENTER		246	5	2%	251
TIERRA PINES CENTER		239	12	5%	251
HAVEN OF OUR LADY OF PEACE INC		243	8	3%	251
MARTIN MEMORIAL MEDICAL CENTER LAB		128	122	49%	250
QUOTIENT SCIENCES		242	8	3%	250
CENTERSTONE OF FLORIDA☐		233	17	7%	250
OKEECHOBEE COUNTY HEALTH DEPT	1	166	82	33%	249
CARRINGTON PLACE OF ST PETE LLC		242	6	2%	248
BUREAU OF CLINICAL LABORATORIES		208	40	16%	248
FOUNTAIN INN NURSING & REHABILITATION CTR, INC		242	6	2%	248
HUNT CLUB PEDIATRIC ASSOCIATES, P.A.		212	36	15%	248
ABBOTT DIAGNOSTICS		233	14	6%	247
RIVERWOOD HEALTH NH LLC		207	39	16%	246
AVECINA MOBILE		121	125	51%	246
Heritage Healthcare at Tallahassee		239	7	3%	246
PENSACOLA PEDIATRICS, PA		229	17	7%	246
ROSEWOOD HEALTHCARE & REHABILITATION CENTER		239	6	2%	245
Sunset Point Center		240	4	2%	244
MALABAR/ADVENT CENTRA CARE		48	196	80%	244
LA MER NH LLC☐		238	5	2%	243
Consulate Health Care of North Fort Myers		231	12	5%	243
KR at Hillsborough Lakes/Lutz Healthcare		232	10	4%	242
LODGE HEALTH AND REHABILITATION CENTER, THE		210	32	13%	242
ARCHER HEALTH VENTURES, LLC		217	25	10%	242
FORT MYERS REHABILITATION AND NURSING CENTER		216	26	11%	242
Chatsworth at PGA National, LLC		230	12	5%	242
CHIPOLA MEDICAL ASSOCIATES, LLC		166	75	31%	241
ADVENT HEALTH - ORLANDO		183	58	24%	241
GOOD SAMARITAN CARES		236	5	2%	241
WIMAUMA COMMUNITY HEALTH CENTER		197	43	18%	240
CLARE BRIDGE OF SARASOTA		238	2	1%	240
STERLING HOUSE OF DELAND		239	1	0%	240
PALM GARDEN OF AVENTURA		236	3	1%	239
ORANGE COUNTY HEALTH DEPT		228	11	5%	239
MY HEALTHY BLUEPRINT BY BAPTIST HEALTH CARE		195	44	18%	239
AMERICAN FINNISH NURSING HOME	2	230	7	3%	239
ARBOR FACILITY INC		239			239
Life Care Center of Sarasota		226	13	5%	239
FLORIDA CLINICAL LABORATORY-BIOREFERENCE LABORATORIES		89	150	63%	239

COVID-19: testing by laboratory

Data through Mar 1, 2021 verified as of Mar 2, 2021 at 09:25 AM

Data in this report are provisional and subject to change.

The numbers in the table below represent the number of Florida and non-Florida residents for whom test results were received by the Department of Health. A person can be tested by more than one laboratory and can have both positive and negative results. **Therefore, the sum of the numbers in each column will be larger than the total number of people tested.**

Reporting lab	Inconclusive	Negative	Positive	Percent positive	Total
MIAMI JEWISH HEALTH SYSTEMS, INC	3	227	8	3%	238
AMERICAN HOUSE SENIOR LIVING		189	49	21%	238
SARAPATH DIAGNOSTICS		119	118	50%	237
AZALEA TRACE		224	13	5%	237
FLORIDA KEYS PEDIATRICS & ADOLESCENT CENTER		225	12	5%	237
SOUTHERN LABORATORY SERVICES OF NWF		208	29	12%	237
HOMESTEAD VILLAGE		225	11	5%	236
HOSPICE OF LAKE & SUMTER INC	1	230	5	2%	236
EDGEWATER AT WATERMAN VILLAGE,THE		221	15	6%	236
Solaris Senior Living North Naples ALF		226	9	4%	235
BAY TREE CARE AND REHABILITATION CENTER		197	38	16%	235
Crossbreeze care center	1	232	2	1%	235
REGENTS PARK AT AVENTURA		221	14	6%	235
OAK HAMMOCK AT THE UNIVERSITY OF FLORIDA		229	6	3%	235
TERRACES OF LAKE WORTH CARE CENTER		223	12	5%	235
STATMED QUICK QUALITY CLINIC AT NORTH PINELLAS		66	168	72%	234
Chatham Glen Healthcare and Rehabilitation Center		226	7	3%	233
FELLOWSHIP HOME AT THE FAIRWAY LLC		226	7	3%	233
UCC - WELLINGTON		3	229	99%	232
Cross Gardens Care Center		231	1	0%	232
TGH		1	231	100%	232
ARTHREX MEDICAL CENTER	1	131	100	43%	232
LAKESIDE NEUROLOGIC		221	10	4%	231
ATLANTIC URGENT CARE		155	76	33%	231
ARCPOINT LABS OF ST PETERSBURG		152	79	34%	231
NORTH FLORIDA PEDIATRICS - MARIANNA		192	38	17%	230
ManorCare Health Services-Palm Harbor	1	229			230
MANDARIN PEDIATRICS		209	21	9%	230
CYPRESS COVE		224	6	3%	230
Heartland Healthcare of Ft. Myers	1	227	1	0%	229
ST MARK VILLAGE	1	222	5	2%	228
WASHINGTON REHAB AND NURSING		218	10	4%	228
LYNN HAVEN SPORTS COMPLEX-WALKON CLINIC		21	207	91%	228
CHEEK AND SCOTT DRUGS INC		185	42	19%	227
ADVENT HEALTH - TIMBERRIDGE ER		191	36	16%	227
Lake Port Square Health Center		210	16	7%	226
BOND CLINIC, PA		163	63	28%	226
PARKS HEALTHCARE & REHABILITATION CTR	4	211	11	5%	226
Consulate Health Care of St. Petersburg		218	7	3%	225
West Melbourne Health and Rehabilitation Center		224	1	0%	225
Avante at Inverness		224	1	0%	225
Lakewood Nursing Center		196	29	13%	225
ST AUGUSTINE HEALTH & REHAB CENTER		222	1	0%	223
PEDIATRICS IN BREVARD PA		188	35	16%	223
DE LUNA HEALTH AND REHABILITATION CENTER		201	22	10%	223
LEHIGH VALLEY GENOMICS			223	100%	223
PINNACLES PEDS CARE PA		222			222

COVID-19: testing by laboratory

Data through Mar 1, 2021 verified as of Mar 2, 2021 at 09:25 AM

Data in this report are provisional and subject to change.

The numbers in the table below represent the number of Florida and non-Florida residents for whom test results were received by the Department of Health. A person can be tested by more than one laboratory and can have both positive and negative results. **Therefore, the sum of the numbers in each column will be larger than the total number of people tested.**

Reporting lab	Inconclusive	Negative	Positive	Percent positive	Total
WHITE WILSON MEDICAL IMMEDIATE CARE NICEVILLE		16	206	93%	222
NORTH FLORIDA PEDIATRICS PA - DUVAL		193	29	13%	222
WOOD LAKE HEALTH AND REHABILITATION CENTER		219			219
Boynton Beach Rehabilitation Center	2	213	4	2%	219
CCS - JOSEPH V CONTE		217	2	1%	219
HEARTLAND PEDIATRICS OF LAKE PLACID PA		188	30	14%	218
Avante at Orlando		214	4	2%	218
Signature healthcare of Jacksonville		213	5	2%	218
ASCENSION MEDICAL GROUP		5	212	98%	217
DISCOVERY VILLAGE AT MELBOURNE		191	26	12%	217
THE MANOR AT CARPENTERS		185	32	15%	217
THE RESIDENCE AT TIMBER PINES	4	188	25	12%	217
ST. CLOUD REGIONAL MEDICAL CENTER		199	18	8%	217
LAKE PORT SQUARE		200	17	8%	217
WALGREENS 10670		193	24	11%	217
COLLIER URGENT CARE CENTERS CREEKSIDE		199	17	8%	216
BROOKDALE ATRIM WAY		210	6	3%	216
GATEWAY/ADVENT CENTRA CARE	1	24	190	88%	215
Orchid Cove at Sarasota		213	1	0%	214
BLOCK, NATION, CHASE, AND SMOLEN FAMILY MEDICINE		157	57	27%	214
SURREY PLACE CARE CENTER		207	6	3%	213
BAYVIEW CENTER		208	5	2%	213
FORT PIERCE HEALTH CARE		206	7	3%	213
FLORIDA ATLANTIC UNIVERSITY STUDENT HEALTH		177	36	17%	213
CONSULATE HEALTH CARE OF WINTER HAVEN		209	3	1%	212
ARDEN COURTS OF TAMPA	2	205	5	2%	212
San Jose Health & Rehabilitation		206	6	3%	212
PCB CLINIC		167	45	21%	212
POCONO MEDICAL CENTER		212			212
WIREGRASS DIRECT PRIMARY CARE PLLC		179	33	16%	212
MACCLENNY NURSING AND REHAB		194	18	8%	212
SUNRISE DIAGNOSTIC LABORATORY		158	53	25%	211
EDGEWOOD NURSING CENTER		204	7	3%	211
CONEY ISLAND HOSPITAL		204	7	3%	211
SUPERIOR RESIDENCES OF PANAMA CITY BEACH		205	6	3%	211
CORAL REEF NURSING & REHABILITATION CENTER		206	4	2%	210
ADVENT HEALTH - WESTCHASE ER		175	35	17%	210
PALM BEACH PEDIATRICS PA	2	178	30	14%	210
HEALTH FIRST - HOLMES REGIONAL MEDICAL CENTER		32	177	85%	209
The Palace Nursing and Rehabilitation Center		209			209
AMELIA MEDICAL CARE		62	147	70%	209
NSPIRE HEALTHCARE LAUDERHILL		203	6	3%	209
Whispering Oaks	11	175	23	11%	209
AZALEA TRACE PHYSICIAN SERVICES		207	2	1%	209
SAMIR EBEID MD		188	21	10%	209
Surrey Place Healthcare and Rehabilitation		207	2	1%	209
Taylor Care Center		204	5	2%	209

COVID-19: testing by laboratory

Data through Mar 1, 2021 verified as of Mar 2, 2021 at 09:25 AM

Data in this report are provisional and subject to change.

The numbers in the table below represent the number of Florida and non-Florida residents for whom test results were received by the Department of Health. A person can be tested by more than one laboratory and can have both positive and negative results. **Therefore, the sum of the numbers in each column will be larger than the total number of people tested.**

Reporting lab	Inconclusive	Negative	Positive	Percent positive	Total
DOCTORS MEMORIAL FAMILY MEDICINE	2	143	64	31%	209
Consulate Healthcare of West Palm Beach		192	16	8%	208
CITY OF PORT SAINT LUCIE		195	13	6%	208
ADVENTHEALTH EXPRESS CARE AT WESLEY CH		186	22	11%	208
FULGENT GENETICS	2	165	40	19%	207
APLS SERVICES LLC D/B/A CLEAR DIAGNOSTICS	12	193	2	1%	207
PALMS MEDICAL GROUP HIGH SPRINGS		174	33	16%	207
VETERANS AFFAIRS ORLANDO VA MEDICAL CENTER			207	100%	207
Concordia Village of Tampa AL		202	5	2%	207
BARTON HEALTH ALLIANCE		159	45	22%	204
Bayside Health and Rehabilitation		175	29	14%	204
LCS SANDHILL COVE LLC DBA	6	190	8	4%	204
ADVENT HEALTH - LAKE NONA		177	27	13%	204
WILLIAM OWEN PASS PARK		184	20	10%	204
BORLAND GROOVER CLINIC	1	167	35	17%	203
BROOKDALE OF SPRING HILL	9	192	2	1%	203
GLENRIDGE ON PALMER RANCH,THE		195	8	4%	203
SOLARIS SENIOR LIVING VERO BEACH		196	7	3%	203
MACTOWN, INC		201	2	1%	203
PATHGROUP LABS LLC		97	105	52%	202
ADVENT HEALTH CENTRA CARE - APOPKA NORTH		172	30	15%	202
POLK COUNTY HEALTH DEPARTMENT		178	24	12%	202
ADVENT HEALTH CENTRA CARE - DAYTONA BEACH		94	107	53%	201
VAMC WEST PALM LAB		5	196	98%	201
LIFE CARE CENTER OF PORT ST. LUCIE		191	10	5%	201
Governors Creek Health and Rehabilitation	1	198	2	1%	201
PADDOCK RIDGE		198	3	1%	201
COLONY CLUB ALF,THE	1	187	13	6%	201
Nspire Health Care Kendall		190	10	5%	200
PONTE VEDRA GARDENS		199	1	1%	200
HERITAGE HEALTHCARE AND REHABILITATION CENTER		195	5	3%	200
LAKEVIEW INTERNAL MEDICINE		143	56	28%	199
ST ANTHONYS REHABILITATION HOSPITAL	9	188	2	1%	199
GOOD SAMARITAN SOCIETY OF DELAND		188	11	6%	199
INN AT ASTON GARDENS, THE		192	7	4%	199
SOUTHLAND SUITES OF ORMOND BEACH	4	195			199
ADVENT HEALTH - CARROLLWOOD	4	169	26	13%	199
DEPARTMENT OF HEALTH & HUMAN SERVICES		198			198
LAUREL POINT CARE ACQUISITION LLC DBA SANDGATE GARDENS REHAB AND NURSI		171	27	14%	198
220 GOLDEN, LLC	1	181	16	8%	198
ABBIEJEAN RUSSELL CARE CENTER		195	1	1%	196
CORAL GABLES NURSING & REHABILITATION CENTER		185	10	5%	195
CONSULATE HEALTH CARE OF MELBOURNE		191	4	2%	195
ANGELS DIAGNOSTIC GROUP		156	39	20%	195
LAKE VIEW CARE CENTER AT DELRAY		189	6	3%	195
EVENT MED SERVICES LABORATORY		190	4	2%	194
Cross Terrace REhabilitation		192	2	1%	194

COVID-19: testing by laboratory

Data through Mar 1, 2021 verified as of Mar 2, 2021 at 09:25 AM

Data in this report are provisional and subject to change.

The numbers in the table below represent the number of Florida and non-Florida residents for whom test results were received by the Department of Health. A person can be tested by more than one laboratory and can have both positive and negative results. **Therefore, the sum of the numbers in each column will be larger than the total number of people tested.**

Reporting lab	Inconclusive	Negative	Positive	Percent positive	Total
TARPON POINT NURSING AND REHABILITATION CENTER		191	3	2%	194
NO FLORIDA PEDIATRICS, PA		167	27	14%	194
MATHISON RETIREMENT COMMUNITY, INC	1	185	8	4%	194
SARNO EXTENDED HOURS		124	69	36%	193
LUIS A GHIGLINO MD PA		185	7	4%	192
OAKBROOK HEALTH AND REHABILITATION CENTER	1	176	14	7%	191
FLORIDA HEALTH CARE PLAN INC		2	189	99%	191
MORSELIFE MEMORY CARE RESIDENCE		182	9	5%	191
HEALTH LINK DIAGNOSTIC LABORATORIES		182	9	5%	191
NEO GENOMICS - FORT MYERS	1	183	6	3%	190
Sunnyside Nursing Home		187	3	2%	190
CYPRESS POINT LIVING, LLC		175	15	8%	190
CHILDREN MED CARE INC		158	31	16%	189
HOLISTIC PEDIATRICS GROUP LLC		168	21	11%	189
GUEST HOUSE OCALA, THE		184	5	3%	189
Flagler Health and Rehabilitation		185	3	2%	188
WOMEN'S CARE FLORIDA LABORATORY		183	5	3%	188
OCEAN REEF MEDICAL CENTER		150	38	20%	188
VI AT BENTLEY VILLAGE HOME CARE		187	1	1%	188
FINLAY CLINICAL LABORATORY INC		36	152	81%	188
PLANTATION NURSING & REHAB CENTER		187			187
PALM HARBOR FAMILY PRACTICE & WALK-IN		140	47	25%	187
BOCA RATON REHABILITATION CENTER	4	180	3	2%	187
AMA MEDICAL GROUP LLC		156	31	17%	187
ANTHEM LAKES LLC		151	35	19%	186
The Waterford		184	2	1%	186
NIGHT LITE PEDIATRICS WINTER GARDEN		144	41	22%	185
VIERA MANOR ASSISTED LIVING RESIDENCE		178	7	4%	185
DOS OF NORTH SHORES NURSING & REHAB CENTER		185			185
GRACE PEDIATRICS		155	30	16%	185
ADVENT		172	13	7%	185
WATERMARK LAKE POINTE WOODS LLC		167	18	10%	185
ST PETERSBURG PEDIATRICS-EAST BAY	1	153	30	16%	184
SANDY PINES	2	164	18	10%	184
GEORGIA DEPARTMENT OF PUBLIC HEALTH	1	5	178	97%	184
ST. JAMES BAY HEALTH AND REHABILITATION CENTER		183	1	1%	184
POMPANO REHABILITATION AND NURSING CTR		184			184
ADVENT HEALTH CENTRA CARE - WESLEY CHAPEL		13	170	93%	183
ADVANCED MEDICAL GROUP		1	182	99%	183
BAPTIST HEALTH PRIMARY CARE	1	134	48	26%	183
FIRST CHOICE PEDIATRICS SEMORAN		95	87	48%	182
MARTIN ACQUISITION 1 LLC DBA		169	13	7%	182
HOSPITAL FOR SPECIAL SURGERY		179	3	2%	182
BROOKDALE ORANGE PARK		181	1	1%	182
CANTERFIELD OF CLAY COUNTY		143	38	21%	181
NADAL PEDIATRICS - VICTORIA STREET (3385)		153	28	15%	181
BAY VUE NURSING AND REHABILITATION CENTER		171	10	6%	181

COVID-19: testing by laboratory

Data through Mar 1, 2021 verified as of Mar 2, 2021 at 09:25 AM

Data in this report are provisional and subject to change.

The numbers in the table below represent the number of Florida and non-Florida residents for whom test results were received by the Department of Health. A person can be tested by more than one laboratory and can have both positive and negative results. **Therefore, the sum of the numbers in each column will be larger than the total number of people tested.**

Reporting lab	Inconclusive	Negative	Positive	Percent positive	Total
UNIVERSITY OF MIAMI		54	127	70%	181
TUSCAN GARDENS OF PALM COAST		176	5	3%	181
LEESBURG PEDIATRICS		161	19	11%	180
PATRIOT MEDICAL LABORATORIES		172	8	4%	180
RITECARE MEDICAL CENTER		116	64	36%	180
MEDICAL CONSULTANTS OF FLORIDA LLC	1	146	33	18%	180
YOUR FAMILY WALK-IN CLINIC		13	166	93%	179
STERLING HOUSE OF PUNTA GORDA		178	1	1%	179
ZON BEACHSIDE LLC		142	37	21%	179
BARKLEY PLACE	1	173	4	2%	178
ARDEN COURTS OF SEMINOLE		137	41	23%	178
ADVENT HEALTH CENTRA CARE - CARROLLWOOD		5	172	97%	177
Heritage Park Rehabilitation & Healthcare		159	18	10%	177
UNIVERSITY OF CENTRAL FLORIDA HEALTH SERVICES		176			176
MIRACLE HILL NURSING & REHABILITATION CENTER INC		171	5	3%	176
DISCOVERY VILLAGE AT NAPLES		159	17	10%	176
SUNCOAST URGENT CARE		131	45	26%	176
PRIMECARE OF DOTHAN		122	54	31%	176
Emory L Bennett State Veterans Nursing Home		173	3	2%	176
LAB CORP	1	99	75	43%	175
ORLANDO HEALTH EMERGENCY DEPARTMENT		163	12	7%	175
ALL SEASONS NAPLES LLC		169	5	3%	174
The Inn at Sarasota Bay Club		172	2	1%	174
JACKSONVILLE NURSING AND REHAB CENTER		168	6	3%	174
ARDEN COURTS OF LARGO FL, LLC		153	21	12%	174
ASTON GARDENS AT PELICAN MARSH		169	5	3%	174
GULF COAST MEDICAL CENTER		169	4	2%	173
KENILWORTH CARE & REHABILITATION CENTER		163	10	6%	173
CANTERFIELD OF OCALA, LLC		161	11	6%	172
PALM BEACH COUNTY FIREFIGHTERS HEALTH CLINIC, LLC		138	34	20%	172
GENE BY GENE		61	110	64%	171
US MEDICAL CARE, INC		154	17	10%	171
BROOKDALE FORT MYERS THE COLONY		167	4	2%	171
CENTRAL FLORIDA HEALTHCARE GROUP LLC		150	21	12%	171
ROSECASTLE OF CITRUS		141	30	18%	171
NURSING PLUS OF BROWARD LLC		156	15	9%	171
DAIRY ROAD URGENT CARE	2	71	98	57%	171
AFTER HOURS PEDIATRICS INC	1	1	169	99%	171
FLAGLER COUNTY DETENTION CENTER		162	8	5%	170
JACKSONVILLE UNIVERSITY	1	156	13	8%	170
EDWARD J HEALEY REHAB & NURSING CENTER		170			170
FORT WALTON REHABILITATION CENTER		133	37	22%	170
ALLSOUTH URGENT CARE		6	164	96%	170
QUICK CARE MED LLC	1	121	47	28%	169
NEW YORK CITY DEPARTMENT OF HEALTH & MENTAL		136	33	20%	169
Life Care Center of Orlando		164	5	3%	169
TUSCAN GARDENS OF VENETIA MANAGEMENT COMPANY		155	13	8%	168

COVID-19: testing by laboratory

Data through Mar 1, 2021 verified as of Mar 2, 2021 at 09:25 AM

Data in this report are provisional and subject to change.

The numbers in the table below represent the number of Florida and non-Florida residents for whom test results were received by the Department of Health. A person can be tested by more than one laboratory and can have both positive and negative results. **Therefore, the sum of the numbers in each column will be larger than the total number of people tested.**

Reporting lab	Inconclusive	Negative	Positive	Percent positive	Total
BENDERSON FAMILY SKILLED NURSING AND □		151	17	10%	168
IMA MEDICAL GROUP		108	60	36%	168
PANAMA CITY DEVELOPMENTAL CENTER □		168			168
ADVENT HEALTH CENTRA CARE - TEMPLE TERRACE	1	103	63	38%	167
URGENT CARE OF THE PALM BEACHES, NORTH PALM BEACH			167	100%	167
BREVARD HEALTH ALLIANCE INC, THE		157	10	6%	167
EXOSOME DIAGNOSTICS	1	148	18	11%	167
CONCORD LIFE SCIENCES LLC	1	149	17	10%	167
FARAH MEDICAL		156	10	6%	166
SOUTH BALDWIN REGIONAL MEDICAL CENTER		155	11	7%	166
PATHWAY PHARMACY		134	32	19%	166
BEACON AT GULF BREEZE, THE	2	155	9	5%	166
NORTH FLORIDA INTERNAL MEDICINE PA		131	34	21%	165
PBC FIREFIGHTER BENEFIT FUND WELLNESS CENTER		131	34	21%	165
THE ARLINGTON OF NAPLES INC.		162	3	2%	165
STERLING HOUSE OF WINTER HAVEN		162	3	2%	165
ROSECASTLE OF ZEPHRHILLS		162	3	2%	165
SUWANNEE VALLEY NURSING CENTER		150	14	9%	164
BRIGHTON EGGERT PHARMACY INC		159	5	3%	164
OSPREY VILLAGE AT AMELIA ISLAND LTD		155	9	5%	164
PRECISION GENETICS, INC		157	6	4%	163
TRI COUNTY NURSING HOME		162	1	1%	163
MIAMI VA HEALTHCARE SYSTEM			163	100%	163
BRADENTON HEALTH CARE		163			163
HOSPICE OF ST FRANCIS INC □		157	6	4%	163
MEADOWCREST FAMILY PHYSICIANS		97	66	40%	163
CAYUGA MEDICAL CENTER AT ITHACA		157	5	3%	162
HAWKINS FAMILY MEDICINE LLC	1	113	48	30%	162
GLADES HEALTH CARE CENTER		159	3	2%	162
BAY EDUCATORS WELLNESS CENTER		104	57	35%	161
BIOIQ		111	50	31%	161
WORKPLACE SCREENING INTELLIGENCE			161	100%	161
CITRUS HEALTH AND REHAB		128	33	20%	161
WOODBRIIDGE FACILITY INC		156	5	3%	161
SOMERBY LAKE NONA		154	7	4%	161
CRYSTAL RIVER HEALTH & REHAB		160			160
BROOKDALE PENSACOLA		159	1	1%	160
KEYSTONE REHAB		160			160
SPRINGS AT LAKE POINTE WOODS		158	2	1%	160
GREENBRIAR REHABILITATION AND NURSING CENTER	1	159			160
ARCADIA HEALTH AND REHABILITATION CENTER		100	59	37%	159
HIGHLANDS URGENT CARE			159	100%	159
MID FLORIDA PATHOLOGY LLC MOBILE UNIT #4		107	51	32%	158
WHITE WILSON MEDICAL CENTER IMMEDIATE CARE		51	107	68%	158
WUESTHOFF REF LABORATORY			158	100%	158
LORI MCAULIFFE MD PA		135	23	15%	158
MOBILE INFIRMARY MED CENTER PATH LAB		143	15	9%	158

COVID-19: testing by laboratory

Data through Mar 1, 2021 verified as of Mar 2, 2021 at 09:25 AM

Data in this report are provisional and subject to change.

The numbers in the table below represent the number of Florida and non-Florida residents for whom test results were received by the Department of Health. A person can be tested by more than one laboratory and can have both positive and negative results. **Therefore, the sum of the numbers in each column will be larger than the total number of people tested.**

Reporting lab	Inconclusive	Negative	Positive	Percent positive	Total
COASTAL INTERNAL MEDICINE		119	38	24%	157
WESLEY HAVEN VILLA	1	122	34	22%	157
LAKESIDE HEALTH CENTER		157			157
Englewood Healthcare and Rehab		141	15	10%	156
CARENOW LAKE MARY		26	130	83%	156
TIMBERRIDGE NURSING HOME & REHAB		123	33	21%	156
CSL PLASMA		31	125	80%	156
KINDRED HOSPITAL THE PALM BEACHES		151	5	3%	156
PEDIATRICS OF GREATER ORLANDO		134	21	14%	155
HUNT CLUB PEDIATRIC ASSOCIATES PA		99	56	36%	155
COCOA BEACH/ADVENT CENTRA		41	114	74%	155
PRUITT HEALTH		153	2	1%	155
PEDIATRIC SPECIALISTS MEDICAL GROUP	1	142	11	7%	154
DIAMOND RIDGE		147	7	5%	154
FAWCETT MEMORIAL HOSPITAL-LAB		39	115	75%	154
PALMETTO FACILITY INC	1	153			154
DOLPHIN POINTE HEALTH CARE LLC		134	19	12%	153
HIALEAH SHORES NURSING AND REHAB CENTER		145	8	5%	153
CARE CENTERS OF NASSAU		150	3	2%	153
DOCTORS MEMORIAL FAMILY PRACTICE	2	118	33	22%	153
BARTRAM CROSSING		153			153
ALTAMONTE MD			152	100%	152
PHYSICIANS REGIONAL MEDICAL CENTER - PINE RIDGE		19	133	88%	152
LAKEVIEW TERRACE RETIREMENT COMMUNITY		135	17	11%	152
BRADEN RIVER REHABILITATION CENTER LLC		152			152
ST VINCENT'S AMBULATORY CARE INC DBA	2	132	18	12%	152
PARTICLE THEORY LABS		139	13	9%	152
MILLENNIUM PHYSICIAN GROUP LLC		129	22	15%	151
SUMMERFIELD EMERGENCY ROOM		114	37	25%	151
ANCHOR CARE AND REHABILITATION CENTER		150	1	1%	151
POINTE, THE		122	28	19%	150
LABORATORY OF FLORIDA		97	53	35%	150
VIERA DEL MAR HEALTH AND REHABILITATION CENTER		146	4	3%	150
The Crossroads		149	1	1%	150
SUNNY HILLS ALF OF SEBRING INC		138	11	7%	149
MEDICATION ROOMS-CSU/CI NURSE STATION	1	137	11	7%	149
ARDEN COURTS OF DELRAY BEACH FL LLC	3	136	10	7%	149
MIDWAY PRIMARY CARE, LLC	11	79	59	40%	149
WILLISTON PEDIATRICS PA	1	126	22	15%	149
PRECISION HEALTH RESOURCES, LLC	1	133	15	10%	149
HIGHLANDS LAKE CENTER		145	4	3%	149
LABCORP BURLINGTON		116	32	22%	148
KRYSTAL BAY NURSING AND REHABILITATION		144	4	3%	148
WRIGHTS HEALTH CARE AND REHABILITATION CENTER		118	30	20%	148
SONATA COCONUT CREEK	2	122	24	16%	148
SUNY UPSTATE MEDICAL UNIVERSITY		140	8	5%	148
CHARTER SENIOR LIVING OF PANAMA CITY BEACH		126	21	14%	147

COVID-19: testing by laboratory

Data through Mar 1, 2021 verified as of Mar 2, 2021 at 09:25 AM

Data in this report are provisional and subject to change.

The numbers in the table below represent the number of Florida and non-Florida residents for whom test results were received by the Department of Health. A person can be tested by more than one laboratory and can have both positive and negative results. **Therefore, the sum of the numbers in each column will be larger than the total number of people tested.**

Reporting lab	Inconclusive	Negative	Positive	Percent positive	Total
GOLD CHOICE SENIOR COMMUNITIES		107	40	27%	147
JUPITER MEDICAL CENTER URGENT CARE - STUART		108	39	27%	147
REFUAH HEALTH CENTER LABORATORY		140	7	5%	147
FLORIDA DEPARTMENT OF HEALTH IN TAYLOR COUNTY	1	103	43	29%	147
SEAGRASS VILLAGE FLEMING ISLAND		110	37	25%	147
Quail Run Health Care Center		146			146
CORE BIO LABS		76	70	48%	146
PROVIDENCE HOSPITAL LABORATORY		138	8	5%	146
SIGNATURE HEALTHCARE OF ORANGE PARK		143	3	2%	146
NO FLORIDA PEDIATRICS, PA - BRADFORD		119	27	18%	146
PHYSICIAN PARTNERS PERRY		84	62	42%	146
METROPOLITAN HOSPITAL CENTER		140	6	4%	146
VILLAGE PEDIATRICS LLC		121	25	17%	146
BROOKDALE CAPE CORAL		145			145
MILLENNIUM LAB SERVICES			145	100%	145
REGENCY CARE OF BLOUNTSTOWN LLC		135	10	7%	145
JUNO DERMATOLOGY LLC		131	13	9%	144
NCRNC INC		140	4	3%	144
FHMG-FLORIDA HOSPITAL MEDICAL GROUP		122	22	15%	144
VIPEDIATRICS PLLC		132	12	8%	144
PALM BEACH COUNTY HEALTH DEPT LAB	4	134	6	4%	144
WALGREENS 6221		127	17	12%	144
ADVENTHEALTH CENTRA CARE PONCIANA	1	81	61	43%	143
JEFFERY WEINZWEIG		2	141	99%	143
NAVARRE GARDENS LLC		117	25	18%	142
NAPHCARE, INC AT MANATEE COUNTY JAIL		117	25	18%	142
JUPITER MEDICAL CENTER URGENT CENTER		110	32	23%	142
OAKHURST CENTER		135	7	5%	142
BENTON HOUSE AT OAKLEAF		112	30	21%	142
OAKS OF KISSIMMEE HEALTH AND REHABILITATION CENTER		138	3	2%	141
NOVARI CARE LLC		97	44	31%	141
FAMILY EXTENDED CARE OF CENTRAL TAMPA		123	18	13%	141
CROSSWINDS HEALTH AND REHABILITATION CENTER	1	138	2	1%	141
UNITED CLINICAL LABORATORIES		132	9	6%	141
PORT ST LUCIE REHABILITATION AND HEALTHCARE		98	43	30%	141
EMERALD COAST PEDIATRICS & ADOL		129	12	9%	141
WEDGEWOOD HEALTHCARE CENTER		92	48	34%	140
Kindred Hospital South Florida Hollywood SNU		133	7	5%	140
GRAVITY DIAGNOSTICS, LLC		36	104	74%	140
ALL FLORIDA FAMILY AND SPORTS MEDICINE		121	19	14%	140
ELLENTON PEDIATRICS PA		129	11	8%	140
JACKSON COUNTY HEALTH DEPARTMENT		97	42	30%	139
VILLAGE PLACE NH LLC		115	24	17%	139
WEST COAST FAMILY MEDICAL CARE		108	31	22%	139
Gulf Coast Healthcare (Longwood Health and Rehab		118	21	15%	139
SEAVIEW NURSING AND REHABILITATION CENTER		137	1	1%	138
DAYSPRING VILLAGE		116	22	16%	138

COVID-19: testing by laboratory

Data through Mar 1, 2021 verified as of Mar 2, 2021 at 09:25 AM

Data in this report are provisional and subject to change.

The numbers in the table below represent the number of Florida and non-Florida residents for whom test results were received by the Department of Health. A person can be tested by more than one laboratory and can have both positive and negative results. **Therefore, the sum of the numbers in each column will be larger than the total number of people tested.**

Reporting lab	Inconclusive	Negative	Positive	Percent positive	Total
ADVENTHEALTH HOSPICE CARE CENTRAL FLORIDA		135	3	2%	138
LabCorp L#09258090 M#09258105		74	64	46%	138
AMERICAN PATHOLOGY PARTNERS		136	2	1%	138
LAKE REGIONAL URGENT CARE		9	129	93%	138
Hampton Court Nursing and Rehabilitation Center		136	2	1%	138
CRANE CENTER		106	31	23%	137
PPC-LAB EDI ORCHARD BI		129	8	6%	137
ADVENT HEALTH CENTRA CARE - DELAND		28	109	80%	137
ADVENT HEALTH CENTRA CARE - CITRUS PARK		9	128	93%	137
MANOR AT BLUEWATER BAY		131	6	4%	137
STAR CARE		119	18	13%	137
DESOTO PALMS ALF		132	5	4%	137
RDV SPORTSPLEX PEDIATRICS		115	21	15%	136
VILLA MARIA WEST SKILLED NURSING FACILITY		129	7	5%	136
CLARE BRIDGE OF CAPE CORAL	1	135			136
ADVENT HEALTH CENTRA CARE - ORANGE CITY	1	53	82	60%	136
SONATA DELRAY BEACH		125	11	8%	136
TUSCAN ISLE CHAMPIONSGATE OP CO LLC		133	2	1%	135
PEDIATRIC CARE CENTER		135			135
QUEENS HOSPITAL CENTER	1	126	8	6%	135
CARENOW URGENT CARE - LAKE MARY			135	100%	135
MV MEDICAL PRACTICE DBA PRIMARY URGENT CARE		128	7	5%	135
IRL MARKET LAB ALACHUA		104	31	23%	135
REGENCY PARK		117	18	13%	135
GRAVITY DIAGNOSTICS		48	87	64%	135
LONGWOOD HEALTH AND REHABILITATION CENTER		124	11	8%	135
NEMOURS CHILDREN'S URGENT CARE		80	55	41%	135
MED COMP SCIENCES		1	133	99%	134
A PLUS PEDIATRICS		117	17	13%	134
ADVANCED MEDICAL CENTER		86	48	36%	134
CAREATC CITY OF TAMPA		108	26	19%	134
DOCTOR'S IN HOUSE LABORATORY		18	116	87%	134
The Ponce Therapy Care Center		130	4	3%	134
STEWART MEDICAL GROUP		34	99	74%	133
DB MD		118	15	11%	133
FINNISH AMERICAN REST HOME-ALF		130	2	2%	132
THE REHABILITATION CENTER OF LAKE CITY		127	5	4%	132
INTEGRATED REGIONAL LABORATORIES		119	12	9%	131
CITRUS MEMORIAL HOSPITAL			131	100%	131
SOUTH CAMPUS FACILITY INC		122	9	7%	131
NORTH BEACH REHABILITATION CENTER		129	2	2%	131
MAINSTREAM DIAGNOSTIC LABORATORY LLC		112	19	15%	131
THE WELLNESS CENTER AT LAKEWOOD RANCH		43	88	67%	131
F&T MEDICAL RESEARCH, INC		131			131
FLORIDA HEALTH CARE PLANS INC		1	129	99%	130
CENTRACARE		17	113	87%	130
AMERICAN FAMILY MEDICAL LLC		91	39	30%	130

COVID-19: testing by laboratory

Data through Mar 1, 2021 verified as of Mar 2, 2021 at 09:25 AM

Data in this report are provisional and subject to change.

The numbers in the table below represent the number of Florida and non-Florida residents for whom test results were received by the Department of Health. A person can be tested by more than one laboratory and can have both positive and negative results. **Therefore, the sum of the numbers in each column will be larger than the total number of people tested.**

Reporting lab	Inconclusive	Negative	Positive	Percent positive	Total
BMHSI-AEL MICROBIOLOGY LABORATORY	2	102	25	19%	129
FOUNTAINS OF HOPE LLC, THE		128	1	1%	129
TRI-COUNTY NURSING HOME		117	12	9%	129
MACKOUL PEDIATRICS FORT MYERS		112	17	13%	129
LIFE BRITE		113	16	12%	129
The Crossings		127	2	2%	129
SACRED HEART HEALTH SYSTEM INC		102	27	21%	129
HEALTHPOINT MED GRP OF THE EMERALD COAST LLC		99	30	23%	129
LIFE CARE CENTER OF ALTAMONTE SPRINGS		102	26	20%	128
HARBORCHASE OF VERO BEACH	1	112	15	12%	128
CLEARWATER STATMED QUICK QUALITY CLINICS		38	90	70%	128
WILLOW BROOKE COURT AT AZALEA TRACE		127	1	1%	128
ENCOMPASS HEALTH REHABILITATION OF SEA PINES		127	1	1%	128
Lakeside Nursing and Rehabilitation Center	1	102	25	20%	128
SHOAL CREEK REHABILITATION CENTER		85	42	33%	127
GESSLER CLINIC PA		98	29	23%	127
PROVISTA DIAGNOSTICS, INC		123	3	2%	126
HILLSBOROUGH COUNTY DEVELOPMENTAL CTR	1	117	8	6%	126
ARDEN COURTS OF FORT MYERS		123	3	2%	126
AMERICAN HOUSE-BONITA SPRINGS		125	1	1%	126
DAYSRING SENIOR LIVING LLC		124	2	2%	126
QUICK CARE MED PL CR		80	46	37%	126
FAWCETT MEMORIAL HOSPITAL LABORATORY			125	100%	125
WINDSOR OF LAKEWOOD RANCH,THE		123	2	2%	125
TGH URGENT CARE - SEMINOLE			125	100%	125
QUALITY URGENT CARE AND WELLNESS PL	3	88	34	27%	125
WALGREENS 4915		111	14	11%	125
THE CLUB AND REHABILITATION CENTER		123	1	1%	124
KINDRED HOSPITAL-BAY AREA-ST PETERSBURG LAB	1	117	6	5%	124
MANOR CARE OF PALM HARBOR		123	1	1%	124
ALLCARE MEDICAL CENTERS PC		102	22	18%	124
PROMPT CARE OF CENTRAL FLORIDA			124	100%	124
ARBOR GLEN AT ARBOR TRACE	2	113	9	7%	124
RIVERSIDE RECOVERY OF TAMPA		123	1	1%	124
IQBAL A FARUQUI MD		91	32	26%	123
CLINICA HISPANA		1	122	99%	123
CHURCH OF SCIENTOLOGY FLAG SERVICE ORGANIZATION		121	2	2%	123
NORTH FL SOUTH GA HCS-MALCOM RANDALL VAMC			123	100%	123
SONNIS PEDIATRICS PA		110	13	11%	123
ADVENT HEALTH CENTRA CARE - BRANDON		31	92	75%	123
ISLAND HEALTH AND REHABILITATION CENTER		122	1	1%	123
COQUINA CENTER		119	3	2%	122
THREE OAKS PHARMACY INC		109	13	11%	122
GEORGE SAFRAN MD PC		111	11	9%	122
URGENT CARE TCMA			121	100%	121
FLORIDA DEPARTMENT OF HEALTH IN LAKE COUNTY	1	78	42	35%	121
PARKVIEW HEALTH		121			121

COVID-19: testing by laboratory

Data through Mar 1, 2021 verified as of Mar 2, 2021 at 09:25 AM

Data in this report are provisional and subject to change.

The numbers in the table below represent the number of Florida and non-Florida residents for whom test results were received by the Department of Health. A person can be tested by more than one laboratory and can have both positive and negative results. **Therefore, the sum of the numbers in each column will be larger than the total number of people tested.**

Reporting lab	Inconclusive	Negative	Positive	Percent positive	Total
EAST NEW YORK DIAGNOSTIC AND TREATMENT		115	6	5%	121
Crystal Health & Rehab Center		115	6	5%	121
GENEDX		46	75	62%	121
ARIZONA DEPARTMENT OF HEALTH SERVICES		5	115	96%	120
MEYER PEDIATRICS		107	13	11%	120
MCW MENTAL HEALTH LLC		118	2	2%	120
MINUTECLINIC DIAGNOSTIC OF RHODE ISLAND, LLC #729		116	4	3%	120
WILLOWBROOKE COURT AT ST ANDREWS ESTATES		115	5	4%	120
BROOKDALE JENSEN BEACH□		117	3	3%	120
LIFE CARE CENTER OF JACKSONVILLE□		99	21	18%	120
BOSTON RED SOX CLUB LP		117	2	2%	119
MATHISON RETIREMENT COMMUNITY		114	5	4%	119
ISLAND URGENT CARE PLLC DBA AFC URGENT CARE		118	1	1%	119
PALMS FACILITY INC		104	15	13%	119
RESEARCH CENTERS OF AMERICA, LLC		97	22	18%	119
PSL NAPLES BH OPERATIONS, LLC		118			118
COASTAL HEALTH AND REHAB		110	8	7%	118
SH HERON EAST LLC□		103	15	13%	118
CITRUS MEMORIAL HEALTH SYSTEM LAB		2	116	98%	118
RDX BIOSCIENCE		60	58	49%	118
Mt Sinai Aventura			118	100%	118
NEIGHBORHOOD MEDICAL CENTER		112	5	4%	117
WALTON PLACE		117			117
CHERRY OAK PALM BEACH COUNTY		111	6	5%	117
RENAISSANCE AT THE TERRACES		116	1	1%	117
Avante at Melbourne		116	1	1%	117
SPRING HAVEN RETIREMENT	1	116			117
ADVENT HEALTH - PALM HARBOR ER		89	28	24%	117
BELVEDERE COMMONS OF FORT WALTON BEACH		106	10	9%	116
HOBDAIRI FAMILY HEALTH LLC□		81	35	30%	116
PANAMA PHARMACY	3	96	17	15%	116
LEE COUNTY SCHOOL DISTRICT	1	108	7	6%	116
WINDERMERE MEDICAL CENTER		112	4	3%	116
DIAGNOSTIC LABORATORY OF OKLAHOMA		93	23	20%	116
EMBRY RIDDLE AERONAUTICAL UNIVERSITY HEALTH SERVICES		1	114	99%	115
JPR URGENT MEDICAL CARE		113	2	2%	115
TIFFANY HALL NURSING AND REHAB CENTER		106	9	8%	115
SUNFLOWER SPRINGS ASSISTED LIVING		105	10	9%	115
BROOKDALE COLONIAL PARK	2	112	1	1%	115
GULFCOAST PEDIATRICS		107	8	7%	115
PROFESSIONAL URGENT CARE SERVICES		81	33	29%	114
CABANA AT JENSEN DUNES, THE		110	4	4%	114
VITAS HEALTHCARE CORPORATION OF FLORIDA		111	3	3%	114
CLERMONT URGENT CARE			114	100%	114
BROWARD HEALTH CORAL SPRINGS EPIDEMIOLOGY DEPT		1	113	99%	114
ELAN BUENA VISTA		97	17	15%	114
ADVENTHEALTH MEDICAL GROUP FAMILY MEDICINE AT		88	25	22%	113

COVID-19: testing by laboratory

Data through Mar 1, 2021 verified as of Mar 2, 2021 at 09:25 AM

Data in this report are provisional and subject to change.

The numbers in the table below represent the number of Florida and non-Florida residents for whom test results were received by the Department of Health. A person can be tested by more than one laboratory and can have both positive and negative results. **Therefore, the sum of the numbers in each column will be larger than the total number of people tested.**

Reporting lab	Inconclusive	Negative	Positive	Percent positive	Total
THE COURTYARD ASSISTED LIVING		109	4	4%	113
TREASURE COAST MEDICAL ASSOCIATES		4	109	96%	113
Courtyards of Orlando Care Center		101	12	11%	113
D PEDIATRICS		98	15	13%	113
SANDY RIDGE CENTER FOR REHABILITATION AND HEALING		91	21	19%	112
PEDIATRIC ASSOCIATES AT ARGYLE PA		106	6	5%	112
RITE MEDICAL CARE PC		111	1	1%	112
KINDRED HOSPITAL MELBOURNE	1	107	4	4%	112
JEFFERSON COUNTY HEALTH DEPARTMENT-MONTICELLO		81	31	28%	112
NADAL PEDIATRICS		86	26	23%	112
CLEVELAND CLINIC FOUNDATION		12	100	89%	112
MEASE COUNTRYSIDE HOSPITAL		1	111	99%	112
ALLIED HEALTH FORT PIERCE		112			112
MAGNOLIA MEDICAL CLINIC		11	101	90%	112
ARBOR TERRACE ORTEGA LLC	2	107	2	2%	111
PHYSICIANS REGIONAL CLINIC		82	29	26%	111
CCS - PAUL REIN DETENTION FACILITY		83	28	25%	111
SENIOR LIVING VII TAMPA LLC	1	101	9	8%	111
WESTWOOD NURSING & REHAB		77	34	31%	111
MONTEFIORE MEDICAL CENTER LABORATORIES - MOSES		101	10	9%	111
TRADITION MEDICAL CENTER LABORATORY		48	62	56%	110
PINELLAS COUNTY JAIL			110	100%	110
LAKE HOUSE ASSISTED LIVING		93	17	15%	110
SUNLIFE PHARMACY		103	7	6%	110
MD 365 MEDICAL CARE		108	1	1%	109
UNIVERSITY MEDICAL CENTER SUITES		96	13	12%	109
SMILEY MEDICAL GROUP		80	29	27%	109
MG PORT CHARLOTTE II SUBTENANT LLC		98	11	10%	109
TGH URGENT CARE - TYRONE		2	107	98%	109
AUGUSTUS LABS LLC		85	24	22%	109
HIGHLANDS MEDICAL CENTER		106	3	3%	109
Summit Medical Group		99	9	8%	108
L&S SENIOR CARE DBA ARCADIA OAKS	4	103	1	1%	108
EVANS HEALTH CARE		106	2	2%	108
BIODESIX, INC.		80	28	26%	108
PINELLAS CARE CENTER		78	30	28%	108
DAYTONA BEACH HEALTH AND REHAB CENTER		108			108
SOLARIS SENIOR LIVING OF MERRITT ISLAND		104	4	4%	108
NAVY HOSPITAL			107	100%	107
HOSPICE OF THE TREASURE COAST		103	4	4%	107
UNIVERSITY HEALTH SYSTEM INC		97	10	9%	107
BAY VIEW HEALTHCARE		85	22	21%	107
BERNHARDT LABORATORIES	1	61	45	42%	107
GRAND OAKS HEALTH & REHABILITATION		106	1	1%	107
MINUTECLINIC LLC #4987		92	14	13%	106
HEART OF FLORIDA REGIONAL MED CTR		35	71	67%	106
ELMCROFT OF BELLA VITA		98	8	8%	106

COVID-19: testing by laboratory

Data through Mar 1, 2021 verified as of Mar 2, 2021 at 09:25 AM

Data in this report are provisional and subject to change.

The numbers in the table below represent the number of Florida and non-Florida residents for whom test results were received by the Department of Health. A person can be tested by more than one laboratory and can have both positive and negative results. **Therefore, the sum of the numbers in each column will be larger than the total number of people tested.**

Reporting lab	Inconclusive	Negative	Positive	Percent positive	Total
AMERICAN HOUSE COCONUT POINT		91	15	14%	106
NORTH FLORIDA EVALUATION AND TREATMENT CENTER	2	99	5	5%	106
FLAGLER COLLEGE HEALTH SERVICES		77	28	27%	105
KINDRED HOSPITAL SOUTH FLORIDA		103	2	2%	105
MEDICAL CONSULTANTS OF FLORIDA DBA	1	90	14	13%	105
PICH KTM CORP DBA MEDTOWN PHARMACY		89	16	15%	105
GRANDE, THE	2	98	4	4%	104
J FRANK AVEY MD		81	23	22%	104
North Lake Care Center		103	1	1%	104
WELLNOW URGENT CARE PC		104			104
PEDIATRIC CARE CENTER- JACKSONVILLE BEACH		75	29	28%	104
VISTA MANOR		92	12	12%	104
EAST RIDGE RETIREMENT VILLAGE INC		104			104
ROHR HOME		101	3	3%	104
SOUTH BALDWIN MEDICAL CENTER GULF SHORES		82	21	20%	103
ST PETERSBURG PEDIATRICS-MLK JUNIOR BLVD		95	8	8%	103
DIATHERIX LABORATORIES		60	43	42%	103
ALTERNATIVE LIVING, INC DBA TWIN CITIES PAVILION		100	3	3%	103
PREDICTIVE LABORATORIES, INC	1	90	12	12%	103
FHMG LAKE MARY PEDS		89	14	14%	103
KINDRED HOSPITAL - SOUTH FLORIDA		100	3	3%	103
MY CLINICAL LAB INC		17	85	83%	102
ALL MY KIDS PEDIATRICS INC		75	27	26%	102
LATE HOURS URGENT CARE		58	44	43%	102
FIRSTCARE CLINIC		47	55	54%	102
SEMINOLE TRIBE OF FLORIDA		82	20	20%	102
FAMILY MEDICAL CARE OF PALM BEACH		41	60	59%	101
HOSPICE OF THE EMERALD COAST INC - PANAMA CITY	2	92	7	7%	101
BROOKDALE VERO BEACH SOUTH AL		101			101
WHITE PLAINS HOSPITAL CENTER LAB		96	4	4%	100
Centre Pointe Health and Rehabilitation Center		89	11	11%	100
DOUGLAS T JACOBSON STATE VETERANS HOME		100			100
Consulate Health Care of Port Charlotte		98	2	2%	100
BHA CENTRAL COUNTY CLINIC		74	26	26%	100
CCS - BROWARD COUNTY JAIL		94	6	6%	100
A2Z DIAGNOSTICS		99	1	1%	100
VIERA HOSPITAL			99	100%	99
EMERALD COAST CENTER		96	3	3%	99
GLOBAL CENTRAL LABS AT PPD	2	88	9	9%	99
KINDRED HOSPITAL NORTH FLORIDA	3	90	6	6%	99
PRIME HEALTH OF NORTH PORT LLC		88	11	11%	99
WESTCHESTER MEDICAL CENTER		96	3	3%	99
SANIBEL INTERNAL MEDICINE, LLC		96	3	3%	99
SEMINOLE SPORTS AND FAMILY MEDICINE		88	11	11%	99
CENTRAL FLORIDA HEALTH CARE		47	52	53%	99
FLORIDA MEDICAL CLINIC LLC		56	43	43%	99
Peninsula Care and Rehab		87	12	12%	99

COVID-19: testing by laboratory

Data through Mar 1, 2021 verified as of Mar 2, 2021 at 09:25 AM

Data in this report are provisional and subject to change.

The numbers in the table below represent the number of Florida and non-Florida residents for whom test results were received by the Department of Health. A person can be tested by more than one laboratory and can have both positive and negative results. **Therefore, the sum of the numbers in each column will be larger than the total number of people tested.**

Reporting lab	Inconclusive	Negative	Positive	Percent positive	Total
HAZELDEN FLORIDA	1	95	3	3%	99
VILLAS OF HOLLY BROOK - BRADENTON 14TH		99			99
PruittHealth Fleming Island		86	12	12%	98
URINEGOODHANDS LLC		96	2	2%	98
PLAZA OF HALLANDALE BEACH		98			98
SUMMIT MEDICAL GROUP PA		88	10	10%	98
ISLAND DOCTORS		12	86	88%	98
Cross Landings Health and Rehabilitation		97	1	1%	98
LANDMARK, THE		48	50	51%	98
FLORIDA COMMUNITY HEALTH CENTERS INC			98	100%	98
ST MARK ASSISTED LIVING CENTER	1	85	12	12%	98
SEMINOLE COUNTY HEALTH DEPARTMENT		79	19	19%	98
CHARLES CROFT MD	1	96	1	1%	98
HURLBURT FIELD CLINIC		39	58	60%	97
WILTON MANORS HEALTH & REHABILITATION CENTER		88	9	9%	97
HEALTH CENTERS AT BRENTWOOD		96	1	1%	97
ARBOR TRAIL		77	20	21%	97
MACADAMS HOME HEALTH AGENCY		96	1	1%	97
RIDGEWOOD DIAGNOSTIC LABORATORY		92	5	5%	97
CAREMOUNT MEDICAL - PATHOLOGY		93	4	4%	97
PEDIATRIC ASSOCIATES ORLANDO		82	14	15%	96
HEARTLAND PHARMACY LAKE PLACID, INC		71	25	26%	96
MARKET STREET VIERA		95	1	1%	96
BAYSHORE MEMORY CARE		96			96
FLORIDA STATE HOSPITAL CLINICAL LABORATORY		96			96
THE TERRACE OF KISSIMMEE		80	15	16%	95
SIGNATURE HEALTHCARE OF PORT CHARLOTTE		88	7	7%	95
PANCARE HEALTH GULF COUNTY		69	26	27%	95
OPPENHEIMER PLASTIC SURGERY LLC		90	5	5%	95
SUPERIOR RESIDENCES OF LECANTO		80	15	16%	95
325TH MEDICAL GROUP		83	12	13%	95
ORLANDO LUTHERAN TOWERS ASSISTED LIVING		95			95
ST PETERSBURG PEDIATRICS-SEMINOLE		82	13	14%	95
CROSS CITY REHABILITATION AND HEALTH CARE CENTER		72	23	24%	95
MIAMI BEACH COMMUNITY HEALTH CENTER		1	94	99%	95
DEVANSH LAB WERKS INC		79	16	17%	95
ATMORE COMMUNITY HOSPITAL LABORATORY		71	24	25%	95
DIAGNOSTIC SOLUTIONS		3	91	97%	94
CONSULATE HEALTH CARE OF SARASOTA	1	93			94
SEVEN HILLS HEALTH AND REHABILITATION CENTER		78	16	17%	94
ADVENT HEALTH CENTRA CARE - EAST ORLANDO		65	29	31%	94
SUNSHINE GARDENS		93	1	1%	94
QPS, LLC		91	3	3%	94
PALMS EDGE	1	87	6	6%	94
ARBOR TERRACE SAN JOSE LLC	3	88	2	2%	93
CVS		21	72	77%	93
EC OPCO CARROLLWOOD LLC		87	6	6%	93

COVID-19: testing by laboratory

Data through Mar 1, 2021 verified as of Mar 2, 2021 at 09:25 AM

Data in this report are provisional and subject to change.

The numbers in the table below represent the number of Florida and non-Florida residents for whom test results were received by the Department of Health. A person can be tested by more than one laboratory and can have both positive and negative results. **Therefore, the sum of the numbers in each column will be larger than the total number of people tested.**

Reporting lab	Inconclusive	Negative	Positive	Percent positive	Total
Golfview Healthcare Center		90	3	3%	93
ADVENTHEALTH MEDICAL GROUP PRIMARY CARE		89	4	4%	93
PENNSYLVANIA DEPT OF HEALTH		21	72	77%	93
KALEIDA HEALTH CENTER FOR LABORATORY		87	6	6%	93
ST JOSEPH'S HOSPITAL LABORATORY			93	100%	93
LAKELAND REGIONAL HEALTH LAKE MIRIAM		50	42	46%	92
CARE RESOURCE COMMUNITY HEALTH CENTERS INC		90	2	2%	92
ESCAMBIA COUNTY JAIL	1	65	26	28%	92
LECONTE MEDICAL CENTER LAB		73	19	21%	92
HARBORCHASE OF NAPLES		79	13	14%	92
ADVENT HEALTH CENTRA CARE - WATERMAN		79	13	14%	92
KORGENE LAB	1	23	68	74%	92
SURFSIDE URGENT CARE		75	17	18%	92
MINNESOTA TWINS		87	5	5%	92
BAHIA OAKS LODGE		85	6	7%	91
MINUTECLINIC DIAGNOSTIC		85	6	7%	91
JOHN KNOX VILLAGE OF FLORIDA ALF	1	86	4	4%	91
TUSCAN ISLE OPERATING COMPANY LLC DBA		88	3	3%	91
HERON CLUB AT PRESTANCIA		89	2	2%	91
MAGNOLIA DIAGNOSTIC		2	88	98%	90
BETHESDA HEALTH URGENT CARE		47	43	48%	90
KEYS MEDICAL GROUP			90	100%	90
CENTURY CENTER FOR REHABILITATION & HEALING		72	18	20%	90
NORTH SHORE MEDICAL LABS	1	82	7	8%	90
VITAS HEALTHCARE		79	10	11%	89
STUART LODGE LIVING LLC		66	23	26%	89
LABCORP RTP		34	55	62%	89
MINUTECLINIC DIAGNOSTIC OF SOUTH CAROLINA, LLC		73	16	18%	89
HEARTLAND HEALTHCARE AND REHAB CENTER		67	22	25%	89
ATRIUM AT LIBERTY PARK		85	4	4%	89
BAYCARE HEALTH SYSTEMS		2	87	98%	89
NORTH FLORIDA SPINE AND WELLNESS		69	20	22%	89
ARDEN COURTS OF LELY PALMS		87	2	2%	89
PREMIER MEDICAL CENTER LLC		89			89
ESCAMBIA COUNTY JAIL DETENTION DIVISION		86	3	3%	89
MICRO PATH LABORATORIES INC		86	3	3%	89
JACKSONVILLE VA UNIVERSITY OPC	4	82	3	3%	89
FREEDOM INN AT TARPON SPRINGS		82	7	8%	89
HOSPICE OF MARTIN & ST LUCIE, INC		86	3	3%	89
HAWTHORN HOUSE		74	14	16%	88
PEDIATRICS IN BREVARD PA- ROCKLEDGE		54	34	39%	88
GOVERNOR'S CREEK HEALTH & REHABILITATION		87	1	1%	88
Winter Garden Rehab and Nursing Facility		77	11	13%	88
LAKE GIBSON VILLAGE, LLC		85	3	3%	88
DELAND WELLNESS CENTER			88	100%	88
NSPIRE HEALTHCARE TAMARAC		80	8	9%	88
East Bay Rehabilitation Center		54	34	39%	88

COVID-19: testing by laboratory

Data through Mar 1, 2021 verified as of Mar 2, 2021 at 09:25 AM

Data in this report are provisional and subject to change.

The numbers in the table below represent the number of Florida and non-Florida residents for whom test results were received by the Department of Health. A person can be tested by more than one laboratory and can have both positive and negative results. **Therefore, the sum of the numbers in each column will be larger than the total number of people tested.**

Reporting lab	Inconclusive	Negative	Positive	Percent positive	Total
AVERO DIAGNOSTICS		64	24	27%	88
ADVANCED EMURGENT CARE		27	60	69%	87
EPWORTH VILLAGE RETIREMENT COMMUNITY		87			87
CALADIUM PEDIATRICS		79	8	9%	87
THE VILLAGES REGIONAL HOSPITAL FREESTANDING		78	9	10%	87
FIRST CHOICE PEDIATRICS INC		81	6	7%	87
PACIFIC ANALYTICS			87	100%	87
BRANDON HEALTH AND REHABILITATION CENTER	1	85	1	1%	87
DISCOVERY VILLAGE AT THE FORUM		86			86
ARBOR OAKS AT TYRONE	9	74	3	3%	86
PENSACOLA DEVELOPMENTAL CENTER		67	19	22%	86
BONITA PHARMACY		80	6	7%	86
SOUTH GEORGIA MEDICAL CENTER		48	38	44%	86
BAPTIST MEDICAL CENTER SOUTH		69	16	19%	85
TURNING POINT OF TAMPA		79	6	7%	85
WALGREENS #12673		82	3	4%	85
AHEC CLINIC		7	78	92%	85
W. FRANK WELLS NURSING HOME		84	1	1%	85
AVANTE AT OCALA INC		55	30	35%	85
ERIE COUNTY MEDICAL CTR CLINICAL LABS		81	4	5%	85
MIAMI SHORES NURSING & REHAB		85			85
MEMORY CARE OF NAPLES		84			84
NITE LITE PEDIATRICS - JACKSONVILLE		76	8	10%	84
PORT CHARLOTTE REHABILITATION CENTER		71	13	15%	84
DEBARY HEALTH AND REHABILITATION CENTER		81	3	4%	84
BAY REGIONAL URGENT CARE	1	48	35	42%	84
PINES OF SARASOTA GARDEN		84			84
LABFIRST - DEPARTMENT OF PATHOLOGY		80	4	5%	84
Baldwin Pediatrix		73	11	13%	84
STONY BROOK UNIVERSITY MEDICAL CENTER		70	14	17%	84
CLYDE E LASSEN STATE VETERANS NURSING HOME		59	25	30%	84
LAFAYETTE NURSING AND REHABILITATION CENTER		81	2	2%	83
A COUNTRY PLACE ASSISTED LIVING FACILITY		81	2	2%	83
LEE MEMORIAL HEALTH SYSTEM HEALTH FAIR		78	5	6%	83
GRAND OAKS OF JENSEN BEACH LLC		82	1	1%	83
CANOPY ON BERRYHILL, THE		51	32	39%	83
LABCORP EMPLOYER SERVICES		82	1	1%	83
MINUTECLINIC DIAGNOSTIC OF TEXAS, LLC		72	10	12%	82
THE PAVILION FOR HEALTH CARE		72	10	12%	82
EAST ALABAMA MEDICAL CENTER LABORATORY		70	12	15%	82
LAB		29	53	65%	82
WINDSOR OAKS		81	1	1%	82
EXPERTUS LABORATORIES INC		28	54	66%	82
Lexington Health and Rehabilitation Center		82			82
BRILLIANCE ASSISTED LIVING		65	17	21%	82
MOOSEHAVEN LIFE CARE CENTER		81			81
BIO-TECH CLINICAL LABORATORIES		41	40	49%	81

COVID-19: testing by laboratory

Data through Mar 1, 2021 verified as of Mar 2, 2021 at 09:25 AM

Data in this report are provisional and subject to change.

The numbers in the table below represent the number of Florida and non-Florida residents for whom test results were received by the Department of Health. A person can be tested by more than one laboratory and can have both positive and negative results. **Therefore, the sum of the numbers in each column will be larger than the total number of people tested.**

Reporting lab	Inconclusive	Negative	Positive	Percent positive	Total
UNIVERSTIY CENTER MEDICAL LLC DBA	1	76	4	5%	81
PENSACOLA PEDIATRICS - PACE		73	8	10%	81
GIBBENS FAMILY MEDICAL, LLC		63	18	22%	81
CARE CENTERS OF NASSAU, LLC - HENDRICKS RD		81			81
HUNTSVILLE HOSPITAL LABORATORY		56	25	31%	81
ASHRAF MEDICAL GROUP PLLC DBA PULSE MD		78	3	4%	81
CAN COMMUNITY HEALTH		80	1	1%	81
CORNERSTONE MEDICAL CARE OF BRANDON PL		67	13	16%	80
NEW SMYRNA BEACH URGENT CARE			80	100%	80
AMERICAN HEALTH ASSOCIATES INC		63	17	21%	80
CATHOLIC HEALTH SYSTEM DEPT LABORATORY		78	2	3%	80
LONG TERM CARE OF JAY, LLC		59	21	26%	80
MENORAH HOUSE		79	1	1%	80
VETERANS AFFAIRS MEDICAL CENTER - PALO ALTO		28	51	65%	79
PLYMOUTH HOME FOR ADULTS, INC.	8	70	1	1%	79
CBS LABS OF TAMPA LLC		3	76	96%	79
EDGEWATER AT WATERMAN VILLAGE		78	1	1%	79
ACE BIOMEDICAL LABS LLC		66	13	16%	79
BALMORAL TENANT SERVICES INC	1	43	35	44%	79
SONATA WEST		77	2	3%	79
LIFESTREAM BEHAVIORIAL CENTER		59	20	25%	79
LENOX HILL HOSPITAL		72	6	8%	78
Madison Health and Rehabilitation Center		42	36	46%	78
CHAMBREL AT ISLAND LAKE		75	3	4%	78
MINUTECLINIC DIAGNOSTIC OF SOUTH CARO		65	13	17%	78
MD 365 MEDICAL CARE PLLC		78			78
LAKE MORTON PLAZA		75	3	4%	78
FLORIDA DEPARTMENT OF HEALTH IN WALTON COUNTY		65	13	17%	78
ROSECASTLE AT DELANEY CREEK		77	1	1%	78
BEACHES PEDIATRICS PA		72	5	6%	77
PARK OF THE PALMS INC		77			77
TRUE NORTH HEALTH NAVIGATION LLC DBA DISPATCHHEALTH	1	60	16	21%	77
ORANGE CITY NURSING AND REHAB		75	2	3%	77
HEALTH FIRST - PALM BAY HOSPITAL		2	75	97%	77
MINUTECLINIC DIAGNOSTIC OF NORTH CARO		69	8	10%	77
BAY PINES MEDICAL ASSOCIATES		1	75	99%	76
NORTH PORT REHABILITATION AND NURSING CENTER		75	1	1%	76
CLINICAL PATHOLOGY ASSOCIATES-SONIC REFERENCE LAB		76			76
ORANGE PARK PEDIATRICS		68	8	11%	76
MOBILE PHYSICIAN SERVICES INC		68	8	11%	76
WINDSOR REFLECTIONS		75	1	1%	76
EMERALD COAST BEHAVIORAL HOSPITAL		70	6	8%	76
WEST VOLUSIA FAMILY AND SPORTS MEDICINE		75	1	1%	76
CENTRAL BALDWIN IMMEDIATE CARE & FAMILY PRACTICE		58	18	24%	76
DYNAMIC MEDICAL USA			76	100%	76
BARBARA O'REILLY MD PA		73	3	4%	76
S-H THIRTY-FIVE OPCO- PORT ST LUCIE, LLC	1	75			76

COVID-19: testing by laboratory

Data through Mar 1, 2021 verified as of Mar 2, 2021 at 09:25 AM

Data in this report are provisional and subject to change.

The numbers in the table below represent the number of Florida and non-Florida residents for whom test results were received by the Department of Health. A person can be tested by more than one laboratory and can have both positive and negative results. **Therefore, the sum of the numbers in each column will be larger than the total number of people tested.**

Reporting lab	Inconclusive	Negative	Positive	Percent positive	Total
WALGREENS 9627		70	6	8%	76
BOND CLINIC PA		43	32	43%	75
FLORIDA PEDIATRIC GROUP		27	48	64%	75
TOTAL CARE PLUS LLC			75	100%	75
BAPTIST HEALTH SOUTH FLORIDA - WEST BOCA URGENT CARE		52	23	31%	75
ST VINCENT'S BIRMINGHAM		69	6	8%	75
PROMEDICA LABORATORIES		21	54	72%	75
QUALITY URGENT CARE AND WELLNESS		40	35	47%	75
ADVENTHEALTH EXPRESSCARE		45	30	40%	75
AU HEALTH		61	14	19%	75
LAB PLUS, LLC AT SAINT THOMAS WEST HOSPITAL		60	14	19%	74
BROOKDALE OVIEDO		72	2	3%	74
LAKE HOWELL FAMILY MEDICINE ASSOCIATES		63	11	15%	74
HUNTINGTON HOSPITAL LABORATORY		71	3	4%	74
NOAH CLINICAL LABORATORY		63	11	15%	74
FLORIDA ATLANTIC UNIVERSITY		71	3	4%	74
BLISS HEALTHCARE SERVICES	1	51	22	30%	74
BROWARD HEALTH MEDICAL CENTER		3	71	96%	74
WATERCREST ST LUCIE WEST	1	69	3	4%	73
SCOTT LAKE HEALTH AND REHABILITATION CENTER		71	2	3%	73
MINUTECLINIC DIAGNOSTIC OF OHIO LLC		57	16	22%	73
BROWARD HEALTH MEDICAL CENTER CLINICAL LAB			73	100%	73
SIMED LABORATORY		57	16	22%	73
CRESTVIEW URGENT CARE		5	68	93%	73
CONSULATE HEALTH CARE - LAKE MARY		72	1	1%	73
PUTNAM COUNTY SHERIFFS OFFICE		67	6	8%	73
PUBLIC SQUARE PHARMACY LLC		55	17	24%	72
CRAIG BERGER MD PL D/B/A BAY AREA EYE INSTITUTE		72			72
FHMG- FLORIDA HOSPITAL MEDICAL GROUP		62	10	14%	72
ALTAMONTE PEDIATRIC ASSOCIATES		31	41	57%	72
HAVEN OF OUR LADY OF PEACE		72			72
NORTH FLORIDA PEDIATRICS		57	14	20%	71
HARBOR BEACH NURSING AND REHABILITATION CENTER		68	3	4%	71
STERLING HOUSE OF TALLAHASSEE	3	62	6	8%	71
WALGREENS 2941		68	3	4%	71
HOLMES COUNTY HEALTH DEPARTMENT	1	57	13	18%	71
CATHOLIC HEALTH SERVICES REGIONAL LAB		64	7	10%	71
PANIRA HEALTHCARE CLINIC		2	69	97%	71
AMMON LABS		61	10	14%	71
ADVANCED LAB		67	4	6%	71
KINDRED AT HOME		62	9	13%	71
LAKE WALES OPERATING GROUP LLC		65	5	7%	70
SUNCOAST COMMUNITY HEALTH CENTERS PEDIATRICS		21	49	70%	70
ADVENT HEALTH - LAKE MARY		60	10	14%	70
JERICO URGENT CARE		67	3	4%	70
SUMMIT AT VENICE	2	63	5	7%	70
Highlands Regional Hospital		63	7	10%	70

COVID-19: testing by laboratory

Data through Mar 1, 2021 verified as of Mar 2, 2021 at 09:25 AM

Data in this report are provisional and subject to change.

The numbers in the table below represent the number of Florida and non-Florida residents for whom test results were received by the Department of Health. A person can be tested by more than one laboratory and can have both positive and negative results. **Therefore, the sum of the numbers in each column will be larger than the total number of people tested.**

Reporting lab	Inconclusive	Negative	Positive	Percent positive	Total
RARITAN BAY PERTH AMBOY		63	7	10%	70
LANDMARK HOSPITAL SOUTHWEST FLORIDA LLC		67	3	4%	70
OAK MANOR NURSING HOME		66	4	6%	70
PENSACOLA PEDIATRICS MILTON		61	9	13%	70
SAN JOSE SENIOR CARE LLC	1	43	25	36%	69
PLANTATION GENERAL HOSPITAL CLINICAL LAB		26	43	62%	69
ASSOCIATED CLINICAL LABORATORIES		61	8	12%	69
HERITAGE HEALTHCARE AND REHABILITATION CENTER		69			69
MEMORIAL MANOR		69			69
CP/AIG PENSACOLA DEVELOPMENT LLC		66	3	4%	69
PARKSIDE INN	3	64	2	3%	69
USF HEALTH MORSANI CENTER		5	64	93%	69
GV NAPLES OPCO, LLC		68	1	1%	69
BROOKDALE BONITA SPRINGS		67	1	1%	68
MISIR DRUGS LLC		56	12	18%	68
STONY BROOK SOUTHAMPTON		67	1	1%	68
KEYSTYLE LIVING LLC	1	66	1	1%	68
BARRY UNIVERSITY STUDENT HEALTH SERVICES		37	31	46%	68
SUNCOAST OPTIMAL WELLNESS		23	45	66%	68
Avante at St Cloud, Inc.		66	2	3%	68
AEL- MEMPHIS		17	51	75%	68
COOPER FAMILY MEDICAL PLLC		51	17	25%	68
RAPID RELIABLE TESTING NY LLC		63	5	7%	68
EISENHOWER ARMY MEDICAL CENTER		61	7	10%	68
JENNIFER J CHIAVETTA-GRLSANTI DC		54	13	19%	67
GENPATH			67	100%	67
MEASE MANOR INC		63	4	6%	67
BIG BOCA SMILES LLC		65	2	3%	67
CL BRUMBACK PRIMARY CARE CLINICS		17	50	75%	67
MD LABS		40	27	40%	67
G & R HEALTH MART PHARMACY		55	12	18%	67
PANCARE HEALTH - MALONE CLINIC		60	7	10%	67
MED EXPRESS		6	60	91%	66
AMERICAN FAMILY MEDICAL		53	13	20%	66
TITUSVILLE FAMILY PRACTICE		16	50	76%	66
EXPRESS DOCS LLC			66	100%	66
WEST		52	14	21%	66
MINUTECLINIC DIAGNOSTIC OF NORTH CAROL		57	9	14%	66
INDIGO MANOR		22	44	67%	66
MEDEX MEDICAL EXPRESS OF PALATKA			66	100%	66
BOND CLINIC DR ELDEEB		35	30	46%	65
OKEECHOBEE URGENT CARE		17	48	74%	65
SOMERBY OF SANTA ROSA BEACH		56	9	14%	65
BROOKDALE CENTRE POINTE	1	64			65
BISHOP GRADY VILLAS		63	2	3%	65
TREASURE COAST FORENSIC TREATMENT CTR		44	21	32%	65
COLLIER PHARMACY		56	9	14%	65

COVID-19: testing by laboratory

Data through Mar 1, 2021 verified as of Mar 2, 2021 at 09:25 AM

Data in this report are provisional and subject to change.

The numbers in the table below represent the number of Florida and non-Florida residents for whom test results were received by the Department of Health. A person can be tested by more than one laboratory and can have both positive and negative results. **Therefore, the sum of the numbers in each column will be larger than the total number of people tested.**

Reporting lab	Inconclusive	Negative	Positive	Percent positive	Total
SUMMER VISTA ASSISTED LIVING		38	27	42%	65
JACOBI MEDICAL CENTER		61	4	6%	65
VETERANS AFFAIRS MEDICAL CENTER - GULF COAST		27	38	58%	65
ISLAND COAST PEDIATRICS		58	7	11%	65
JOSEPH L MORSE GERIATRIC CENTER	2	59	3	5%	64
PRIMECARE AT TWIN LAKES		1	63	98%	64
EC OPCO PENSACOLA, LLC		63	1	2%	64
SOUTH LAKE PEDIATRICS		62	2	3%	64
NEMOURS CHILDRENS PRIMARY CARE OVIEDO		51	13	20%	64
LEVY COUNTY DEPARTMENT OF HEALTH		47	17	27%	64
NORTH SHORE UNIVERSITY HOSPITAL LABORATORY		58	6	9%	64
GREENLEAF ALF		63	1	2%	64
CORAL GABLES HOSPITAL			64	100%	64
ADVENT HEALTH CENTRA CARE - WINTER GARDEN		18	46	72%	64
WADSWORTH HEALTH CENTER		61	3	5%	64
OUT OF STATE		40	24	38%	64
MEDRITE URGENT CARE		52	12	19%	64
TRINITY AL SENIOR HOUSING LLC		45	19	30%	64
Stratford Court of Palm Harbor		54	10	16%	64
LAKE CITY VA MEDICAL CENTER			64	100%	64
NXGEN MDX		20	44	69%	64
MID FLORIDA PRIMARY CARE PA		51	13	20%	64
HARMONY CLINIC		1	62	98%	63
ARDEN COURTS OF PALM HARBOR		47	16	25%	63
BEEHIVE HOMES OF GULF BREEZE		47	16	25%	63
MED ONE AT SAINT AUGUSTINE		33	30	48%	63
LUTHERAN HAVEN ASSISTED LIVING		63			63
ABSOLUTE HEALTH INTERNAL MEDICINE AND PEDIATRICS		55	8	13%	63
APC PEDIATRICS AT RYE ROAD MEDICAL PARK		63			63
NOMI HEALTH LAB SERVICES LLC		5	58	92%	63
BOND AND STEELE CLINIC, PA		50	13	21%	63
VIERA HEALTH AND REHABILITATION CENTER		62	1	2%	63
MEDI CLINIC SARASOTA INC		62	1	2%	63
DAVID POSNACK JEWISH DAY SCHOOL		62			62
AFTER HOURS PEDIATRICS			62	100%	62
LAKELAND REGIONAL HEALTH		38	24	39%	62
AEGIS MEDICAL GROUP		47	15	24%	62
MENTAL HEALTH CARE INC		53	9	15%	62
Summit Medical Group, Pa Dba Citymd		56	6	10%	62
OVERLOOK HOSPITAL LABORATORY		57	5	8%	62
PALM BAY HOSPITAL			62	100%	62
SAMFORD UNIVERSITY HEALTH SERVICES		61	1	2%	62
ARDEN COURTS OF SARASOTA		46	16	26%	62
BURRY'S PHARMACY INC		37	25	40%	62
PEDIATRIC SERVICES OF AMERICA INC		60	2	3%	62
EMERALD COAST HOSPICE		60	1	2%	61
MORTON PLANT HOSPITAL NURSING		1	60	98%	61

COVID-19: testing by laboratory

Data through Mar 1, 2021 verified as of Mar 2, 2021 at 09:25 AM

Data in this report are provisional and subject to change.

The numbers in the table below represent the number of Florida and non-Florida residents for whom test results were received by the Department of Health. A person can be tested by more than one laboratory and can have both positive and negative results. **Therefore, the sum of the numbers in each column will be larger than the total number of people tested.**

Reporting lab	Inconclusive	Negative	Positive	Percent positive	Total
DASCENA, INC		52	9	15%	61
MICHAEL AKPEKE MD		52	9	15%	61
PANCARE HEALTH - FREEPORT CLINIC SUITE B		52	9	15%	61
BROOKDALE PALM COAST		61			61
Winter Park Care and Rehab		60	1	2%	61
WASHINGTON REHABILITATION AND NURSING CENTER		51	10	16%	61
HERNANDO COUNTY FIRE RESCUE DISTRICT		27	34	56%	61
THE PRESERVE AT CLEARWATER		58	2	3%	60
DELCARE PA		45	15	25%	60
NORTH FLORIDA MEDICAL CENTER		56	4	7%	60
81ST MEDICAL GROUP		28	32	53%	60
INN AT ASTON GARDENS AT PELICAN POINTE,THE		56	4	7%	60
THOMAS INTERNAL MEDICINE		50	10	17%	60
WILSON MEMORIAL REGIONAL MEDICAL CENTER		56	4	7%	60
PALM BAY URGENT CARE		28	32	53%	60
TWIN CREEKS ASSISTED LIVING & MEMORY CARE		57	3	5%	60
CINNAMON COVE ALF		59	1	2%	60
GATTOLINE ENTERPRISES, INC. DBA FAMILY CARE PHARMACY		51	9	15%	60
MILLENIUM PHYSICIANS GROUP		1	58	98%	59
CARDIOLOGY AND MEDICINE ASSOCIATES		43	16	27%	59
UHEALTH AT FISHER ISLAND			59	100%	59
FLORIDA MEDICAL CLINIC PA		46	13	22%	59
TBI RESIDENTIAL SERVICES, INC.		48	11	19%	59
INTERNAL LAB		50	9	15%	59
WAVE CREST HEALTH AND REHABILITATION CENTER		57	2	3%	59
ADVENT HEALTH - PALM COAST		1	58	98%	59
FERN PARK DEVELOPMENTAL CENTER		5	54	92%	59
FLORIDA HEALTH CARE		8	51	86%	59
RITECARE MED CTR H			59	100%	59
SOS MOBILE MEDICAL CARE LLC		48	11	19%	59
BIOTECH		52	7	12%	59
SONATA BOCA RATON		54	4	7%	58
THE CANOPY AT BERRYHILL		58			58
Margate Health and Rehabilitation Center		56	2	3%	58
MICHIGAN DEPARTMENT OF HEALTH AND HUMAN SERVICES	1		57	98%	58
NORTH CENTRAL BRONX HOSPITAL		56	2	3%	58
KINDRED HOSPITAL CENTRAL TAMPA BLOOD GAS	1	52	5	9%	58
LPG CONVENIENT CARE AT PINE ISLAND ROAD		52	6	10%	58
GRAND VILLA OF DELAND		51	6	11%	57
KAPG FLEMING ISLAND SENIOR HOUSING OPCO LLC	1	56			57
BioReference Laboratories, Inc		7	50	88%	57
ALZHEIMERS CARE CENTER OF VIERA LTD		37	20	35%	57
NORTHEAST FLORIDA STATE HOSP-NURSING		56	1	2%	57
TROY REGIONAL MEDICAL CENTER		46	11	19%	57
INNOVATIVE GENOMICS, LLC		38	19	33%	57
HORIZON ALF		56	1	2%	57
MALCOM RANDALL DEPT OF VAMC			57	100%	57

COVID-19: testing by laboratory

Data through Mar 1, 2021 verified as of Mar 2, 2021 at 09:25 AM

Data in this report are provisional and subject to change.

The numbers in the table below represent the number of Florida and non-Florida residents for whom test results were received by the Department of Health. A person can be tested by more than one laboratory and can have both positive and negative results. **Therefore, the sum of the numbers in each column will be larger than the total number of people tested.**

Reporting lab	Inconclusive	Negative	Positive	Percent positive	Total
ASCENSION SACRED HEART BAY LABORATORY		54	3	5%	57
GRAND ST PAUL CVS		57			57
ST FRANCIS HOSPITAL		49	8	14%	57
Palms at Ponte Vedra Assisted Living and Memory Care		54	3	5%	57
LINCOLN MEDICAL AND MENTAL HEALTH CENTER		54	3	5%	57
Gabisa Medical LLC		56			56
STEINHATCHEE FAMILY MEDICAL CENTER □	1	48	7	13%	56
MAUREEN OROURKE-FUTEY			56	100%	56
EAGLES WATCH CLUSTER		47	9	16%	56
VITAS HEALTHCARE CORP OF FLORIDA		55	1	2%	56
PHYSICIANS PRIMARY CARE OF SOUTHWEST FLORIDA		39	17	30%	56
TIFFANY HALL NURSING AND REHAB		44	12	21%	56
TUKA PEDIATRICS		7	49	88%	56
ST JOHNS COUNTY DETENTION CENTER		56			56
MEDLOGIC LABORATORIES		3	53	95%	56
ATRIA PARK OF LAKE FOREST (WG HERITAGE LF LLC)		54	2	4%	56
INTERNAL MEDICINE ASSOCIATES PA		52	4	7%	56
EAST HILL PHARMACY		38	18	32%	56
CARE CENTERS OF NASSAU LLC MINER ROAD SOUTH		55			55
SONATA HUNTERS CREEK		47	8	15%	55
GENESIS DERMATOLOGY		51	4	7%	55
KEY WEST MEDICAL CENTER	1	50	4	7%	55
PANCARE HEALTH - JACKSON COUNTY		44	11	20%	55
CDR MAGUIRE INC	1	7	47	85%	55
KENDALL REGIONAL MEDICAL CENTER LAB	3		52	95%	55
MARQUIS LABS, LLC		54	1	2%	55
COOPER FAMILY MEDICAL, PLLC		45	10	18%	55
NITE LITE PEDIATRICS - PORT ST. LUCIE		46	9	16%	55
life Care Center of Melbourne		38	17	31%	55
SUWANNEE COUNTY SHERIFF OFFICE		52	3	5%	55
PREMIER MEDICAL ASSOCIATES ALL FLORIDA LLC		54	1	2%	55
JUNIPER VILLAGE AT NAPLES		53	1	2%	54
ST. CLOUD MEDICAL GROUP		54			54
UNITED LABORATORY SERVICES CORPORATION		38	16	30%	54
FAMILY EXTENDED CARE OF PUNTA GORDA		54			54
SARATOGA HOSPITAL LABORATORY		49	5	9%	54
TROPICANA MANUFACTURING COMPANY INC		50	4	7%	54
ALLIANCE PEDIATRICS		24	30	56%	54
BIGGERS FAMILY MEDICINE PA	1	48	5	9%	54
CHILDREN'S HOSPITAL OF ALABAMA		53	1	2%	54
PALM BAY PEDIATRICS		36	18	33%	54
CERTUS MTD OPCP LLC		52	2	4%	54
CLERMONT HEALTH AND REHAB		40	14	26%	54
TOWERS HOME CARE □		50	4	7%	54
SARASOTA CO. HEALTH DEPT # 58		40	14	26%	54
PEDIATRIC SERVICES AND BREATHING CENTER PA		39	15	28%	54
SOMERSET			53	100%	53

COVID-19: testing by laboratory

Data through Mar 1, 2021 verified as of Mar 2, 2021 at 09:25 AM

Data in this report are provisional and subject to change.

The numbers in the table below represent the number of Florida and non-Florida residents for whom test results were received by the Department of Health. A person can be tested by more than one laboratory and can have both positive and negative results. **Therefore, the sum of the numbers in each column will be larger than the total number of people tested.**

Reporting lab	Inconclusive	Negative	Positive	Percent positive	Total
Salerno Bay Health & Rehabilitation Center		44	9	17%	53
APOLLOMDX LABS		31	22	42%	53
Osprey Point Nursing Center		51	2	4%	53
QUOTIENT SCIENCES LABS LLC			53	100%	53
ADVENT HEALTH		49	3	6%	52
INTERNAL MEDICINE SPECIALIST		46	6	12%	52
SNH BRFL TENANT LLC	2	50			52
PROMEDICA SENIOR LIVING		51	1	2%	52
ALEXANDER NININGER STATE VETERANS		52			52
ADVENT HEALTH - MOUNT DORA		9	43	83%	52
VPA PC LAB		48	4	8%	52
GATEWAY CARE CENTER		50	1	2%	51
GOOD HEARTS COVID TESTING		8	43	84%	51
BUECHELE DENTAL PA DBA CLERMONT FAMILY DENTISTRY		42	9	18%	51
UNIVERSITY OF WEST FLORIDA, THE		50	1	2%	51
NICEVILLE URGENT CARE		8	43	84%	51
MINUTECLINIC DIAGNOSTIC OF NEW JERSEY		44	7	14%	51
LPG PEDIATRICS AT PAGE FIELD		50	1	2%	51
ROCKLEDGE REGIONAL MEDICAL CENTER		30	21	41%	51
THE GOOD SHEPARDS OF DELAND-WEST		50	1	2%	51
VALENCIA HOUSE ALF		50	1	2%	51
Jupiter Medical Center Pavilion		50	1	2%	51
AVANTE ST CLOUD		48	3	6%	51
BIG BEND CARES, INC		43	8	16%	51
PALM RIVER COMMUNITY HEALTH CENTER		46	5	10%	51
GULFVIEW MEDICAL INSTITUTE		51			51
FINLAY CLINICAL LABORATORY		20	31	61%	51
SOUTHEAST ALABAMA MEDICAL CENTER			50	100%	50
ROCHESTER GENERAL HOSPITAL LABORATORY		46	4	8%	50
WALGREENS #06012		45	5	10%	50
PENNSYLVANIA DEPARTMENT OF HEALTH BUREAU OF LABORATORIES			50	100%	50
GENTIVA HEALTH SERVICES CERTIFIED INC		47	3	6%	50
BETHUNE-COOKMAN UNIVERSITY		32	18	36%	50
WALGREENS #10373		48	2	4%	50
HIALEAH HOSPITAL RESPIRATORY DEPT			50	100%	50
FLORIDA HEALTH CARE DELAND			50	100%	50
WEST ISLIP URGENT CARE		46	4	8%	50
TRADITIONAL HOME HEALTH OF PALM BEACH INC		49	1	2%	50
GOLDEN POND COMMUNITIES		50			50
ORCHID COVE AT DAYTONA		45	5	10%	50
HEALTH FIRST - CAPE CANAVERAL HOSPITAL		1	48	98%	49
USF		1	48	98%	49
DEVELOPMENTAL DISABILITIES DEFENDANT PROGRAM		47	2	4%	49
HCTB INC		47	2	4%	49
ALLEGRO		47	2	4%	49
MEADOWCREST FAMILY PHYSICIANS PA	1	27	21	43%	49
SOFT CELL LABORATORIES		45	4	8%	49

COVID-19: testing by laboratory

Data through Mar 1, 2021 verified as of Mar 2, 2021 at 09:25 AM

Data in this report are provisional and subject to change.

The numbers in the table below represent the number of Florida and non-Florida residents for whom test results were received by the Department of Health. A person can be tested by more than one laboratory and can have both positive and negative results. **Therefore, the sum of the numbers in each column will be larger than the total number of people tested.**

Reporting lab	Inconclusive	Negative	Positive	Percent positive	Total
DOH		23	26	53%	49
LITTLE NECK URGENT CARE		47	2	4%	49
INN AT THE FOUNTAINS, THE		34	15	31%	49
NORTHBROOK CENTER FOR		47	2	4%	49
SOUTH CAROLINA DEPT OF HEALTH AND ENVIRONMENT CONTROL		10	39	80%	49
FAST PACE MEDICAL CLINIC, PLLC		42	7	14%	49
SOLARIS SENIOR LIVING NORTH NAPLES		48	1	2%	49
S-H THIRTY FIVE OPCO - ORANGE CITY, LLC		39	10	20%	49
SAFARI PEDIATRICS PA		47	1	2%	48
CAMPBELL URGENT CARE			48	100%	48
COURTYARD GARDENS OF JUPITER		48			48
PREMIER MEDICAL ASSOCIATES		46	2	4%	48
ARTHREX MEDICAL CENTER		28	20	42%	48
THE TERRACE OF JACKSONVILLE		3	45	94%	48
BAY CENTER HURRICANE SHELTER		48			48
GRAND OAKS OF PALM CITY LLC	1	41	6	13%	48
RAINBOW PEDIATRICS PC LLC / BREAKFAST POINT		38	10	21%	48
CVS MINUTE CLINIC		1	47	98%	48
PHILLIPPE RIDGE		36	12	25%	48
ST CLOUD PHYSICIAN MANAGEMENT LLC DBA ST CLOUD		28	20	42%	48
CAREMED INTERNAL MEDICINE		30	18	38%	48
NAPLES PEDIATRICS INC		43	5	10%	48
BARNETT PARK		2	46	96%	48
SEWANEE MOLECULAR DIAGNOSTICS LABORATO		48			48
INTERLAB		1	46	98%	47
ROSECASTLE OF JACKSONVILLE LLC		46	1	2%	47
CAPE REGIONAL MEDICAL CENTER		45	2	4%	47
INSTITUTE OF PATHOLOGY KINGS COUNTY		46	1	2%	47
PRACTICE MANAGEMENT OF AMERICA, INC.		7	40	85%	47
BARNES HEALTHCARE OF FLORIDA LLC		44	3	6%	47
PERSONAL PEDIATRICS		42	5	11%	47
NAVARRE GARDENS		41	6	13%	47
POPLAR HEALTHCARE PLLC	1	11	35	74%	47
FHMG_CTR FOR SENIOR HEALTH		42	5	11%	47
KAPG ST AUGUSTINE SENIOR HOUSING OPCO LLC		37	9	20%	46
COLLIER BLVD HMA PHYSICIAN MANAGEMENT LLC		46			46
PREMIER PLACE HEALTHCARE AT THE GLENVIEW		46			46
EAST MANATEE FAMILY	1	1	44	96%	46
ADVENT HEALTH - LAKE WALES		34	12	26%	46
FAMILY EXTENDED CARE OF WINTER HAVEN		44	2	4%	46
ADVENT HEALTH MEDICAL GROUP OB GYN AT		40	6	13%	46
ARDEN COURTS OF WEST PALM BEACH		46			46
H LEE MOFFITT CANCER CENTER MICRO		46			46
ADVENT HEALTH EXPRESS CARE		4	42	91%	46
HARTFORD HEALTH SERVICES LLC		46			46
GARDENS HEALTH NH LLC		46			46
BAPTIST HEALTH URGENT CARE AT PLANTATION		39	7	15%	46

COVID-19: testing by laboratory

Data through Mar 1, 2021 verified as of Mar 2, 2021 at 09:25 AM

Data in this report are provisional and subject to change.

The numbers in the table below represent the number of Florida and non-Florida residents for whom test results were received by the Department of Health. A person can be tested by more than one laboratory and can have both positive and negative results. **Therefore, the sum of the numbers in each column will be larger than the total number of people tested.**

Reporting lab	Inconclusive	Negative	Positive	Percent positive	Total
HILA BECKERMAN MD LLC	1	42	3	7%	46
HOME CARE PHARMACY		46			46
MOBILE DOC FL, LLC		29	17	37%	46
SOUTHPORT SQUARE HARBOUR HEALTH		45			45
Conway Lakes Health and Rehabilitation Center		45			45
STUART URGENT CARE			45	100%	45
WINTER GARDEN REHAB AND NURSING CENTER		41	4	9%	45
CSL PLASMA INC		7	38	84%	45
REDI-MED WALK-IN FAMILY CARE			45	100%	45
HERNANDO ENDOSCOPY AND SURGERY CENTER		34	11	24%	45
FELICIDAD MEDICAL CENTER			45	100%	45
COLLIER URGENT CARE CENTERS		44	1	2%	45
FAMILY HEALTH CENTER		32	13	29%	45
NEXT MOLECULAR ANALYTICS		14	31	69%	45
ERDOX		43	2	4%	45
DEPT OF VA MED CENTE-WEST PALM BEACH			45	100%	45
MERCY MEDICAL URGENT CARE CENTER INC		12	33	73%	45
NORTH FLORIDA / SOUTH GEORGIA VETERANS HEALTH SYSTEM		1	44	98%	45
NEOGENOMICS LABORATORIES INC		45			45
CONCIMED LLC		37	8	18%	45
BHA TITUSVILLE CLINIC		39	6	13%	45
EMERGENCY PHYSICIANS MEDICAL CENTER LLC		28	17	38%	45
NEW YORK PRESBYTERIAN - QUEENS DIAGNOSTIC		42	3	7%	45
THE MERIDIAN AT BOCA RATON	1	43			44
Gulf Shore Care Center		39	5	11%	44
CALHOUN COUNTY HEALTH DEPT		20	24	55%	44
MINUTECLINIC DIAGNOSTIC OF KANSAS, PA		36	8	18%	44
QHC UPSTATE MEDICAL PC		36	8	18%	44
CITYMD OF MANAHAWKIN		42	2	5%	44
S-H THIRTY FIVE OPCO - LUTZ, LLC		43	1	2%	44
WG EVERGREEN WOODS SH LLC		44			44
SILVER LAKE PEDIATRICS PA		40	4	9%	44
FLORIDA HOSPITAL		28	16	36%	44
NIGHT LITE PEDIATRICS CENTER LLC		10	34	77%	44
MARIANNA HEALTH AND REHABILITATION CENTER		43	1	2%	44
PEDIATRICS OF CENTRAL FLORIDA - SAINT CLOUD	2	40	2	5%	44
ERIC C MRSHAL, MD, PC #1842		41	3	7%	44
GRAND AVENUE RX			44	100%	44
SOUTHSIDE HOSPITAL NORTHWELL HEALTH LABORATORY		37	7	16%	44
ALLIANCE OF PHYSICIANS AGAINST COVID-19			44	100%	44
WOLFF CTR FOR CHILD & ADOLESCENT HEALTH PLLC,THE		26	17	40%	43
TAMPA BAY CONCIERGE DOCTOR, LLC		41	2	5%	43
PATRICK AIR FORCE BASE		3	40	93%	43
SONORAN DESERT PATHOLOGY ASSOCIATES		2	41	95%	43
LAKE MARY KIDS CENTRA CARE		33	10	23%	43
BRANCH MEDICAL CLINIC			43	100%	43
SAN CARLOS PHARMACY		39	4	9%	43

COVID-19: testing by laboratory

Data through Mar 1, 2021 verified as of Mar 2, 2021 at 09:25 AM

Data in this report are provisional and subject to change.

The numbers in the table below represent the number of Florida and non-Florida residents for whom test results were received by the Department of Health. A person can be tested by more than one laboratory and can have both positive and negative results. **Therefore, the sum of the numbers in each column will be larger than the total number of people tested.**

Reporting lab	Inconclusive	Negative	Positive	Percent positive	Total
AESTHETIC ENHANCEMENTS		43			43
Guardian Care Nursing and Rehabilitation Center		43			43
TREASURE COAST PEDIATRICS PA		38	5	12%	43
Citymd Of Toms River		37	6	14%	43
BRP SH OPCO LLC		43			43
PRINCETON VILLAGE□		39	4	9%	43
TGH URGENT CARE POWERED BY FAST TRACK			43	100%	43
RADIOLOGY ASSOCIATES OF VENICE AND ENGLEWOOD		41	2	5%	43
MORTON PLANT			43	100%	43
LARA HEALTH AND WELLNESS CENTER LLC		43			43
ST VINCENTS PRIMARY CARE		37	5	12%	42
BENTLEY VILLAGE II		33	9	21%	42
AR ANESTHESIA LLC		41	1	2%	42
MAIMONIDES-SHALOM ACADEMY, INC		41	1	2%	42
HOLY NAME HOSPITAL LABORATORY		41	1	2%	42
CLINICAL LABORATORY		42			42
KIVA AT CANTERBURY		25	17	40%	42
SUNCOAST TECHNICAL COLLEGE SCHOOL OF HEALTH		42			42
Atlantic Shore Nursing and Rehab		42			42
AVOW HOSPICE INC		42			42
REGENCY OAKS HEALTH CENTER		40	2	5%	42
LINCOLN DIAGNOSTIC LAB		40	2	5%	42
WALGREENS 3145		39	3	7%	42
ECOLAB GROUP		8	34	81%	42
ISLAND URGENT CARE PLLC		40	2	5%	42
BENTLEY CARE CENTER		42			42
FIRST CHOICE URGENT CARE		12	30	71%	42
DOH-WEST PALM BEACH BRANCH LABORATORY		2	39	95%	41
UNIVERSITY OF ALABAMA		38	3	7%	41
PLAINVIEW URGENT CARE		39	2	5%	41
BENTON HOUSE OF ST. JOHNS		39	2	5%	41
FREEDOM SQUARE NURSING CENTER□		33	8	20%	41
CENTRA CARE - LAKE NONA		4	37	90%	41
INTERCOASTAL MEDICAL GROUP			41	100%	41
MIRIMUS CLINICAL LABS	1	16	24	59%	41
University Hills health and Rehabilitation		31	10	24%	41
FLORIDA HOSPITAL NEW SMYRNA		4	37	90%	41
PEDIATRICS OF CENTRAL FLORIDA KISSI		33	8	20%	41
BRONX LEBANON HOSPITAL-MEDICAL CENTER		37	4	10%	41
TERRACE AT HOBE SOUND, THE	1	37	3	7%	41
LOURDES HOSPITAL INC		38	2	5%	40
PACIFICA SENIOR LIVING OCALA		35	5	13%	40
ROYAL PALM SENIOR RESIDENCE		40			40
GRAMERCY PARK URGENT CARE		38	2	5%	40
CLINICAL PATHOLOGY LABORATORIES, INC		40			40
CAPITAL REGIONAL MEDICAL CENTER		2	38	95%	40
PRIDE DIAGNOSTICS		24	16	40%	40

COVID-19: testing by laboratory

Data through Mar 1, 2021 verified as of Mar 2, 2021 at 09:25 AM

Data in this report are provisional and subject to change.

The numbers in the table below represent the number of Florida and non-Florida residents for whom test results were received by the Department of Health. A person can be tested by more than one laboratory and can have both positive and negative results. **Therefore, the sum of the numbers in each column will be larger than the total number of people tested.**

Reporting lab	Inconclusive	Negative	Positive	Percent positive	Total
LONGLEAF DIAGNOSTIC LABORATORIES		11	29	73%	40
ADVENTIST HEALTH SYSTEM FLORIDA		27	13	33%	40
AVALON PARK RETIREMENT RESIDENCE		39	1	3%	40
BRADFORD COUNTY HEALTH DEPARTMENT		39	1	3%	40
PATRICK MANOR INCORPORATED		40			40
MID-FLORIDA PATHOLOGY, LLC		32	8	20%	40
NORTH CAROLINA DEPARTMENT OF HEALTH & HUMAN SERVICES	1		39	98%	40
SPRING MANOR ASSISTED LIVING		40			40
URGENT CARE & WELLNESS CENTER		10	30	75%	40
PREMIER COMMUNITY HEALTHCARE GROUP INC		38	2	5%	40
JUNIPER VILLAGE AT CAPE CORAL		34	5	13%	39
LAKELAND REGIONAL HEALTH GATEWAY CENTER		16	23	59%	39
GUYAN VALLEY WELLNESS CENTER		32	7	18%	39
CROSSROADS URGENT CARE		24	15	38%	39
CENTRAL FLORIDA PEDIATRICS		13	26	67%	39
CARE 4 U MANAGEMENT, INC			39	100%	39
ADVENT HEALTH CENTRA CARE - LAKELAND		30	9	23%	39
FUTURE PEDIATRICS		36	3	8%	39
UNION MEDICAL CARE PLLC		39			39
STAT ONE URGENT CARE CENTER		2	37	95%	39
LONG ISLAND UNIVERSITY - POST CAMPUS		39			39
MINUTECLINIC DIAGNOSTIC OF HAWAII LLC		33	6	15%	39
WG BAYPOINT VILLAGE SH LLC		38	1	3%	39
MEDEX MEDICAL EXPRESS OF PALATKA LLC			39	100%	39
BAYSHORE PATHOLOGY CONSULTANTS PA		37	2	5%	39
CEDAR CREEK AT KINGS BAY INC		39			39
CLINICAL RESEARCH SEQUENCING PLATFORM		8	31	79%	39
NORTHWELL HEALTH PLAINVIEW HOSPITAL LABORATORY		30	9	23%	39
MIAMI CLINICAL RESEARCH CORP			39	100%	39
BAY COUNTY JAIL ANNEX		34	5	13%	39
MICHAEL A VENZAIO MD		36	3	8%	39
MOLECULAR DIAGNOSTICS		5	33	87%	38
STEWART MEDICAL GROUP, INC		21	17	45%	38
LUTHERAN HAVEN EXTENDED CONGREGATE CAR		38			38
BIOFIRE		7	31	82%	38
AUTUMN OF SARASOTA		12	26	68%	38
CITRUS COUNTY HEALTH DEPARTMENT		34	4	11%	38
SUMTER PEDIATRICS		35	3	8%	38
CCRC @ SUNFLOWER LLC		35	3	8%	38
HOMEWOOD RESIDENCE AT FREEDOM PLAZA		37	1	3%	38
THE TRADITION OF THE PALM BEACHES		37	1	3%	38
MISSION OAKS ASSISTED LIVING		36	2	5%	38
VIP WALK IN CLINIC		19	19	50%	38
MADISON COUNTY MEMORIAL HOSPITAL LABORATORY		15	23	61%	38
BRIDGEVIEW CENTER LLC		27	11	29%	38
FLORIDA DEPARTMENT OF HEALTH CLAY COUNTY		25	13	34%	38
ROYAL CARE OF AVON PARK		35	3	8%	38

COVID-19: testing by laboratory

Data through Mar 1, 2021 verified as of Mar 2, 2021 at 09:25 AM

Data in this report are provisional and subject to change.

The numbers in the table below represent the number of Florida and non-Florida residents for whom test results were received by the Department of Health. A person can be tested by more than one laboratory and can have both positive and negative results. **Therefore, the sum of the numbers in each column will be larger than the total number of people tested.**

Reporting lab	Inconclusive	Negative	Positive	Percent positive	Total
BOND CLINIC, PA		9	29	76%	38
DOT DOC SARASOTA		35	2	5%	37
KESHAV RX LLC		31	6	16%	37
HOLZER HEALTH CENTER		5	32	86%	37
BRANDON COMMUNITY HEALTH CENTER		29	8	22%	37
Lehigh Acres Health and Rehabilitation		26	11	30%	37
PANCARE HEALTH - BAY COUNTY - YOUNGSTOWN		33	4	11%	37
THE COLLIER AT NAPLES		36	1	3%	37
GENEXPERT			37	100%	37
OPTUMCARE SOUTH FLORIDA, LLC		30	7	19%	37
TAYLORVILLE FAMILY MEDICINE		30	7	19%	37
ACCURATE DIAGNOSTIC LAB		35	2	5%	37
GRACE MEDICAL HOME		28	9	24%	37
FAMILY EXTENDED CARE OF SEBRING INC		35	2	5%	37
PREMISE HEALTH MIA		1	36	97%	37
ST AUGUSTINE PEDIATRIC ASSOC		33	4	11%	37
MINUTE CLINIC INCORPORATE		31	6	16%	37
OCOEE PEDIATRICS		30	7	19%	37
CONNECTICUT DEPARTMENT OF HEALTH		22	15	41%	37
PONCE THERAPY CARE CENTER		34	3	8%	37
HR SARASOTA OPERATOR LLC		25	12	32%	37
PATHOGENIUS LABORATORIES		30	7	19%	37
DUVAL PHARMACY		28	9	24%	37
INNOVATION CLINICAL TRIALS, INC			37	100%	37
IMA MEDICAL GROUP POINCIANA		14	23	62%	37
BOULEVARD REHABILITATION CENTER		24	13	35%	37
ONE MILO		37			37
MAKO MEDICAL		21	15	42%	36
BELVEDERE COMMONS OF SUN CITY CENTER		36			36
GEORGE E WEEMS MEMORIAL HOSPITAL LAB		26	10	28%	36
IMA MEDICAL CENTER		22	14	39%	36
NIGHT LITE PEDIATRIC CENTER		10	26	72%	36
CORRECTIONAL MEDICAL GROUP		27	9	25%	36
ANDALUSIA HEALTH		19	17	47%	36
LONG ISLAND JEWISH MED CTR		33	3	8%	36
EASTERN SHORE URGENT CARE		25	11	31%	36
BVL/LITTLE ANGEL PEDIATRICS		36			36
HARMONY HEALTH OPCO, LLC		15	21	58%	36
WASHINGTON COUNTY HEALTH DEPARTMENT		24	12	33%	36
A & R RESEARCH GROUP		30	6	17%	36
ADVANCE URGENT CARE CENTER, LLC		1	34	97%	35
CAREHERE LAKE SCHOOLS EMPLOYEE HEALTH CENTER		24	11	31%	35
NCHD		21	14	40%	35
LYSTER ACH FT RUCKER AL		32	3	9%	35
P23 LABS		35			35
ST. MARYS MEDICAL CENTER		1	34	97%	35
NEUROINTERNATIONAL SARASOTA		32	3	9%	35

COVID-19: testing by laboratory

Data through Mar 1, 2021 verified as of Mar 2, 2021 at 09:25 AM

Data in this report are provisional and subject to change.

The numbers in the table below represent the number of Florida and non-Florida residents for whom test results were received by the Department of Health. A person can be tested by more than one laboratory and can have both positive and negative results. **Therefore, the sum of the numbers in each column will be larger than the total number of people tested.**

Reporting lab	Inconclusive	Negative	Positive	Percent positive	Total
WUESTHOFF MEMORIAL HOSPITAL			35	100%	35
ADVENT HEALTH - FISH MEMORIAL		2	33	94%	35
PARKSIDE HEALTH AND REHABILITATION CENTER			35	100%	35
MAIN STREET MEDICAL CENTER OF CRESTVIEW PA		19	16	46%	35
PRMG - EAST NAPLES	1	23	11	31%	35
MINUTECLINIC DIAGNOSTIC OF RHODE ISLAND, LLC #1544		34	1	3%	35
LAKE CO EMPLOYEE HEALTH AND WELLNESS CENTER		31	4	11%	35
MAINSTREET FAMILY URGENT CARE		1	34	97%	35
BOCA TOXICOLOGY LLC		33	2	6%	35
PATHGROUP		9	26	74%	35
IRL		4	31	89%	35
PECONIC BAY MEDICAL CENTER LABORATORY		26	8	24%	34
PARAMOUNT WALK-IN CLINIC		1	33	97%	34
MEDCOMP SCIENCES			34	100%	34
ENCOMPASS HEALTH REHABILITATION HOSPITAL OF LARGO		31	3	9%	34
LAKE INTERNAL MEDICINE ASSOCIATES PA		29	5	15%	34
AESTHETIC SURGERY CENTER OF WINTER PARK, THE	3	29	2	6%	34
STETSON UNIVERSITY STUDENT HEALTH CENTER		3	31	91%	34
ASHTON PLACE	3	27	4	12%	34
PROFESSIONAL PEDIATRICS		32	2	6%	34
PINES NURSING HOME		33	1	3%	34
REDI-MED WALK IN FAMILY CLINIC			34	100%	34
BULLS HEAD URGENT CARE		33	1	3%	34
RASHDA ALBIBI M.D. P.A.		31	3	9%	34
LONG TERM CARE OF GULF BREEZE LLC		30	4	12%	34
CDR MAGUIRE - MIAMI BEACH CC MISSION 17388		2	32	94%	34
University Hospital		29	5	15%	34
COLLIER HMA PHYSICIAN MANAGEMENT LLC		26	8	24%	34
COMPLETE HOME CARE OF THE PALM BEACHES LLC		32	2	6%	34
TUSCAN GARDENS OF DELRAY BEACH MANAGEMENT COMPANY,		34			34
JOHN KNOX VILLAGE OF CENTRAL FLORIDA		30	4	12%	34
ST LUCIE COUNTY JAIL		25	9	26%	34
POARCH BANC CREEK INDIANS TRIBAL HEALTH DEPARTMENT			34	100%	34
ATRIA WILLOW WOOD		32	2	6%	34
NIGHT LITE PEDIATRICS URGENT CARE CENTER			33	100%	33
FHMG-FLORIDA HOSPITAL MEDICAL GROUP		24	9	27%	33
CVS MINUTE CLINIC DIAGNOSTIC OF NORTH CAROL		27	6	18%	33
GREENRIDGE GROUP HOME	3	11	19	58%	33
MILLENIA ADVANCED SCIENTIFIC LLC			33	100%	33
THE SPRINGS OF PARC HILL		32	1	3%	33
METRO KNOXVILLE HMA		25	8	24%	33
ST ANTHONYS PRIMARY CARE LLC/JACKSON STREET			33	100%	33
HARBORCHASE OF WELLINGTON CROSSING		31	2	6%	33
VETERAN AFFAIRS MEDICAL CENTER - JAMES J PETERS		30	3	9%	33
AHSE ROP		32	1	3%	33
PORT SAINT JOHN FAMILY PRACTICE		21	12	36%	33
PHYSICIAN ASSOCIATES LLC		26	7	21%	33

COVID-19: testing by laboratory

Data through Mar 1, 2021 verified as of Mar 2, 2021 at 09:25 AM

Data in this report are provisional and subject to change.

The numbers in the table below represent the number of Florida and non-Florida residents for whom test results were received by the Department of Health. A person can be tested by more than one laboratory and can have both positive and negative results. **Therefore, the sum of the numbers in each column will be larger than the total number of people tested.**

Reporting lab	Inconclusive	Negative	Positive	Percent positive	Total
BOND CLINIC		3	30	91%	33
VILLAGE ON THE ISLE		28	5	15%	33
SANFORD MOBILE LAB PGA TOUR		32	1	3%	33
ATRIA SAN PABLO		31	2	6%	33
CORAL HOUSE ASSISTED LIVING COMMUNITY LLC		33			33
AYERS NURSING AND REHABILITATION CENTER		33			33
Kensington Gardens		33			33
WESTWOOD NURSING AND REHABILITATION		28	5	15%	33
FLORIDA PEDIATRIC GROUP PA		28	5	15%	33
PHOSPHORUS DIAGNOSTICS		27	6	18%	33
BROOKDALE CANOPY OAKS			32	100%	32
TRADITIONAL HOME CARE INC		31	1	3%	32
COLORADO DEPARTMENT OF HEALTH LABORATORY SERVICES DIVISION			32	100%	32
OPIS COQUINA CENTER		32			32
IPSUM DIAGNOSTICS		3	29	91%	32
Heartland Health Care Center North Sarasota		18	14	44%	32
FLORIDA DEPARTMENT OF HEALTH IN MONROE COUNTY		26	6	19%	32
LIGHTHOUSE PEDIATRICS OF NAPLES		28	4	13%	32
CENTRAL FLORIDA HEALTH CARE INC WAUCHULA SITE 2		25	7	22%	32
VETERANS HOME			32	100%	32
UNION MEDICAL CARE		32			32
WESTMINSTER ST AUGUSTINE		32			32
JACKSON HEALTH SYSTEM		1	31	97%	32
LPG CONVENIENT CARE AT METRO		29	3	9%	32
ALWAYS BEST CARE SENIOR SERVICES		29	3	9%	32
NORTH FLORIDA PEDIATRICS - JACKSONVILLE		28	4	13%	32
WHITE-WILSON MEDICAL CENTER		20	11	35%	31
LabCorp L#09258130 M#09258125		12	19	61%	31
PASSPORT HEALTH ORLANDO		31			31
MIDDLETOWN MEDICAL P C		22	9	29%	31
SOMA MEDICAL CENTER PA #3			31	100%	31
GUIDEWELL EMERGENCY MEDICINE DOCTORS LLC		11	20	65%	31
FLAGLER HOSPITAL INC	2		29	94%	31
AMERICAN ESOTERIC LABORATORIES		15	16	52%	31
SOUTHEASTERN OUTPATIENT SURGERY CENTER		28	3	10%	31
WALK IN MEDICAL URGENT CARE		31			31
Consulate Health Care of Orange Park		27	4	13%	31
Ocala CBOC		29	2	6%	31
MICHAEL J D'AMBROSE MD PA		29	2	6%	31
DISCOVERY COMMONS AT BRADENTON		31			31
ALABAMA CLINICS		16	15	48%	31
COLLIER ANESTHESIA PAIN LLC		31			31
UR CARE FAMILY AND SPORTS MEDICINE			31	100%	31
ENT AND ALLERGY ASSOCIATES OF FLORIDA LLC		30	1	3%	31
SANTA BARBARA CARE CENTER		18	13	42%	31
ADVENTHEALTH MEDICAL GROUP FAMILY MEDICINE AT RDV		31			31
COMMUNITY MEDICAL CARE CENTER INC			31	100%	31

COVID-19: testing by laboratory

Data through Mar 1, 2021 verified as of Mar 2, 2021 at 09:25 AM

Data in this report are provisional and subject to change.

The numbers in the table below represent the number of Florida and non-Florida residents for whom test results were received by the Department of Health. A person can be tested by more than one laboratory and can have both positive and negative results. **Therefore, the sum of the numbers in each column will be larger than the total number of people tested.**

Reporting lab	Inconclusive	Negative	Positive	Percent positive	Total
HEALTH FIRST - VIERA HOSPITAL		1	30	97%	31
MINUTE CLINIC LLC #2216		29	2	6%	31
EASYCARE WALK-IN CLINIC	1	11	19	61%	31
ALAN A SMITH MD LLC		29	2	6%	31
REGENCY PARK ASSISTED LIVING FACILITY		29	2	6%	31
JAMAICA HOSPITAL MEDICAL CENTER		28	3	10%	31
UNIPATH		24	7	23%	31
VILLA COURT LLC		30			30
MINUTECLINIC DIAGNOSTIC OF SOUTH CAROL		28	2	7%	30
VETERANS AFFAIRS MEDICAL CENTER - NEW YORK HARBOR		29	1	3%	30
AMEERAH LABS			30	100%	30
D W MCMILLAN MEMORIAL HOSPITAL		19	11	37%	30
THE TERRACE AT IVY ACRES ALF		11	19	63%	30
WELLMED AT NEW TAMPA		22	8	27%	30
AMMON ANALYTICAL LABORATORIES		26	4	13%	30
MINUTECLINIC, LLC		26	4	13%	30
UNIVERSITY MEDICAL CTR OF PRINCETON AT		28	2	7%	30
BOCA BIOLISTIC REFERENCE LAB			30	100%	30
JFK MEDICAL CENTER NORTH LAB		1	29	97%	30
ADVENT HEALTH PRIMARY CARE PLUS, WINTER GARDEN		26	4	13%	30
WE SCREEN LLC		30			30
ROADS PEDIATRICS,LLC		28	2	7%	30
MEDEXPRESS - BLOOMIN BRANDS		13	17	57%	30
BASSETTI MEDICAL RESEARCH INC		24	6	20%	30
SOUTHCOR LABORATORY		4	26	87%	30
MAGNOLIA DIAGNOSTICS, LLC		3	27	90%	30
VIKOR SCIENTITIC			30	100%	30
COUNTY OF LOS ANGELES			30	100%	30
HERITAGE WATERSIDE		27	3	10%	30
Okeechobee Health Care Facility		16	14	47%	30
CLINICLOUD, LLC			30	100%	30
SUNTREE INTERNAL MEDICINE		29			29
CDC		17	12	41%	29
WEINBERG VILLAGE		28	1	3%	29
EVERLYWELL		16	13	45%	29
DCH REGIONAL MEDICAL CENTER LABORATORY		28	1	3%	29
FAST PACE MEDICAL CLINIC		26	3	10%	29
DAVID LAWRENCE CENTER		25	4	14%	29
LAKE COUNTY SCHOOLS EMPLOYEE HEALTH CENTER		18	11	38%	29
PANCARE HEALTH - BONIFAY K-8			29	100%	29
FAMILY CARE PARTNERS URGENT CARE LLC		23	6	21%	29
STEWART MELBOURNE HOSPITAL			29	100%	29
LAKE MARY - STIRLING CENTER SUITE 202			29	100%	29
Wiregrass Rehabilitation Center and Nursing Home		28	1	3%	29
MINUTECLINIC DIAGNOSTIC OF MICHIGAN		27	2	7%	29
RENAISSANCE SENIOR LIVING	1	28			29
PALM GARDEN OF JACKSONVILLE		27	2	7%	29

COVID-19: testing by laboratory

Data through Mar 1, 2021 verified as of Mar 2, 2021 at 09:25 AM

Data in this report are provisional and subject to change.

The numbers in the table below represent the number of Florida and non-Florida residents for whom test results were received by the Department of Health. A person can be tested by more than one laboratory and can have both positive and negative results. **Therefore, the sum of the numbers in each column will be larger than the total number of people tested.**

Reporting lab	Inconclusive	Negative	Positive	Percent positive	Total
EP MEDICAL EQUIPMENT PHARMACY		26	3	10%	29
NURSES HELPING HANDS INC ALF		29			29
P4CLINICAL	3	2	24	83%	29
DUVAL COUNTY HEALTH DEPARTMENT		29			29
COMPREHENSIVE CHILDCARE		23	6	21%	29
STATEN ISLAND UNIVERSITY HOSPITAL-POUCH		29			29
NEMOURS CHILDRENS CLINIC		22	7	24%	29
UNIV OF ROCHESTER-STRONG MEMORIAL HOSP		28	1	3%	29
PRO HEALTH HARMONY		29			29
BAY STREET PHARMACY		27	2	7%	29
PERDIDO URGENT CARE		1	28	97%	29
PALMS, THE		28			28
ACTIVE SENIOR LIVING		26	2	7%	28
MARION PEDIATRICS PA		21	7	25%	28
FAMILY CARE PARTNERS		18	10	36%	28
MINUTECLINIC DIAGNOSTIC OF NORTH CAROLINA		27	1	4%	28
EDEN AT CRESTVIEW		12	16	57%	28
PORT ST LUCIE HOSPITAL		25	3	11%	28
FAMILY AND INTERNAL MEDICINE AT AVALON PARK		25	3	11%	28
LAKE PLACID HEALTH AND REHABILITATION		1	27	96%	28
ATLAN		24	4	14%	28
BROOKDALE PHILLIPPI CREEK			28	100%	28
KEY PRIMARY CARE			28	100%	28
OAKMONTE VILLAGE		27	1	4%	28
CORNERSTONE PEDIATRICS		18	10	36%	28
PREMIER URGENT CARE CENTER LLC			28	100%	28
WARDE MEDICAL LABORATORY		20	8	29%	28
ORANGE PEDIATRICS			28	100%	28
ASTORIA HEALTH AND REHABILITATION CENTER		27	1	4%	28
Cleveland Clinic Laboratories		4	24	86%	28
URGENT CARE CENTER			28	100%	28
PINELLAS INTERNAL MEDICINE ASSOCIATES	1	26	1	4%	28
ISLAND LAKE CENTER		12	16	57%	28
CERON PEDIATRICS & INTEGRATIVE MEDICIN		28			28
LAKELAND NURSING AND REHABILITATION CENTER			28	100%	28
ISLAMORADA VILLAGE OF ISLANDS FIRE RESCUE		26	2	7%	28
ORANGE COUNTY CORRECTIONS HEALTH SERVICES		26	2	7%	28
LABORATORY ALLIANCE OF CENTRAL NEW YORK		26	1	4%	27
SIDDH INC DBA SAN CARLOS PHARMACY		25	2	7%	27
BODYK		23	4	15%	27
EXPRESS CARE OF BELLEVIEW		27			27
BROOKDALE SOUTHPOINT			27	100%	27
ROCKLAND URGENT CARE FAMILY HEALTH NP		27			27
ST JOSEPHS CHILDRENS OUTREACH			27	100%	27
ACCESS 365 URGENT CARE		8	19	70%	27
ATRIA LADY LAKE		27			27
BROOKDALE BRANDON	1	26			27

COVID-19: testing by laboratory

Data through Mar 1, 2021 verified as of Mar 2, 2021 at 09:25 AM

Data in this report are provisional and subject to change.

The numbers in the table below represent the number of Florida and non-Florida residents for whom test results were received by the Department of Health. A person can be tested by more than one laboratory and can have both positive and negative results. **Therefore, the sum of the numbers in each column will be larger than the total number of people tested.**

Reporting lab	Inconclusive	Negative	Positive	Percent positive	Total
LEXINGTON PLACE SENIOR LIVING COMMUNITY		27			27
CHILDRENS MEDICAL CENTER			27	100%	27
SPANISH RIVER HIGH SCHOOL ESE		23	4	15%	27
Bon Secours Maria Manor		22	5	19%	27
MINUTECLINIC DIAGNOSTIC OF RHODE ISLAND, LLC #212		27			27
RIVERHEAD URGENT CARE		26	1	4%	27
NATIONAL MENTOR HEALTHCARE LLC			27	100%	27
PREMIUM HEALTH SERVICES OF TAMPA BAY LLC		16	11	41%	27
ST PETER'S BENDER LABORATORY		26	1	4%	27
CHILDREN'S MEDICAL CENTER			27	100%	27
HEALTHPARK MEDICAL CENTER ABG LAB		26	1	4%	27
FORT VALLEY STATE UNIVERSITY		27			27
MINUTE CLINIC, LLC DBA MINUTECLINIC #4505		25	2	7%	27
CENTER ONE SURGERY CENTER		22	5	19%	27
SUNCOAST LABS			27	100%	27
SYNIVERSE WELLNESS CENTER		23	4	15%	27
BAPTIST PRIMARY BLACK CREEK SOUTH			27	100%	27
WEISS PEDIATRIC CARE LLC		16	11	41%	27
UCLA HEALTHCARE CLINICAL LABS		23	4	15%	27
MIGUEL E TREVINO MD PA		23	4	15%	27
AMELIA ASSISTED LIVING FACILITY		27			27
BAPTIST URGENT CARE		23	3	12%	26
RESIDENTIAL PLAZA AT BLUE LAGOON INC		23	3	12%	26
LOOP PEDIATRICS		22	4	15%	26
GULFSIDE HOSPICE INC		23	3	12%	26
FORT CAROLINE GARDENS, INC		24	2	8%	26
TGH URGENT CARE - RIVERVIEW			26	100%	26
WALGREENS COVID-19		22	4	15%	26
PALM BEACH COUNTY FIRE RESCUE		24	2	8%	26
FLORIDA ENDOSCOPY & SURGERY CTR LLC		26			26
ADVENT HEALTH PARTIN SETTLEMENT HEALTH PARK		18	8	31%	26
CIGNA PBSO WEST PALM			26	100%	26
NORTH PINELLAS CHILDRENS MEDICAL CENTER			26	100%	26
ADVENTHEALTH MEDICAL GROUP FAMILY MEDICINE		25	1	4%	26
CARILLON SPORTS AND FAMILY MEDICINE		21	5	19%	26
STUART REHABILITATION AND HEALTHCARE		12	14	54%	26
THE MINIER URGENT CARE		20	6	23%	26
RAINBOW PEDIATRICS		1	25	96%	26
JUPITER MEDICAL CENTER PHYSICIANS GROUP, INC		23	3	12%	26
OAKTREE HEALTHCARE			26	100%	26
RESIDENCE AT BAY VUE		25	1	4%	26
WEST BROWARD CARE CENTER		24	2	8%	26
EPIC REFERENCE LABS INC			26	100%	26
WIREGRASS CLINIC LLC		21	5	19%	26
COLORADO DEPARTMENT OF PUBLIC HEALTH AND ENVIRONMENT			26	100%	26
MINUTE CLINIC DIAGNOSTIC OF SC, LLC #75		25	1	4%	26
BROWARD HEALTH IMPERIAL POINT NURSING			26	100%	26

COVID-19: testing by laboratory

Data through Mar 1, 2021 verified as of Mar 2, 2021 at 09:25 AM

Data in this report are provisional and subject to change.

The numbers in the table below represent the number of Florida and non-Florida residents for whom test results were received by the Department of Health. A person can be tested by more than one laboratory and can have both positive and negative results. **Therefore, the sum of the numbers in each column will be larger than the total number of people tested.**

Reporting lab	Inconclusive	Negative	Positive	Percent positive	Total
COLONY CARE CENTER		16	10	38%	26
ST JOSEPHS HOSPITAL SOUTH HOSPITAL			26	100%	26
URGENT FAMILY CARE INC		23	3	12%	26
WAKULLA COUNTY HEALTH DEPARTMENT		12	14	54%	26
LAKES DIALYSIS CENTER INC			26	100%	26
CAPE CORAL HOSPITAL ABG LABORATORY		13	13	50%	26
MONTEFIORE NEW ROCHELLE HOSPITAL		24	2	8%	26
ADVANCED URGENT CARE		12	14	54%	26
EAST HILL MEDICAL GROUP		17	9	35%	26
PULMONARY SPECIALISTS OF THE PALM BEACHES		16	10	38%	26
LOT HEALTH SERVICES☐	1	25			26
MONCRIEF ARMY HEALTH CLINIC			26	100%	26
ORLANDO CLINICAL RESEARCH CENTER		23	2	8%	25
TALLAHASSEE DEVELOPMENTAL CENTER☐		24	1	4%	25
ADVENT HEALTH - LAKE MARY PEDIATRICS		16	9	36%	25
MINUTECLINIC DIAGNOSTIC MEDICAL GROUP		23	2	8%	25
HOLLISMED LLC		23	2	8%	25
SOUTH FLORIDA DIALYSIS CENTER		8	17	68%	25
ARCPOINT LABS OF FORT LAUDERDALE		25			25
ALL AMERICAN URGENT CARE			25	100%	25
GASTROENTEROLOGY ASSOCIATES OF PENSACOLA PA		22	3	12%	25
BITTINGS APOTHECARY INC		21	4	16%	25
MD BEAUTY LABS, PA		23	2	8%	25
THE WATERMARK AT VISTAWILLA		25			25
Lanier Rehab			25	100%	25
CANTON-POTSDAM HOSPITAL LABORATORY		24	1	4%	25
CITY OF CAPE CORAL		21	4	16%	25
MADWAR		19	6	24%	25
SUNSHINE ASSISTED LIVING		25			25
WOMENS CARE FLORIDA LABORATORY		25			25
TALLAHASSEE VA OPC		24	1	4%	25
KIVA AT CANTERBURY, LLC		25			25
RJ LEE GROUP	1	23	1	4%	25
ABL MEDICAL CARE LLC			25	100%	25
ADVENTHEALTH MEDICAL GROUP FAMILY & INTERNAL		9	16	64%	25
COASTAL SKIN SURGERY AND DERMATOLOGY		18	7	28%	25
FEDERAL PRISON CAMP PENSACOLA			25	100%	25
UNION CHD		22	3	12%	25
SANITAS		4	21	84%	25
M&V SAN JOSE MEDICAL CENTER			25	100%	25
ST. CLOUD HOSPITAL		20	5	20%	25
VASSAR BROTHERS MEDICAL CENTER LABORATORY		24	1	4%	25
WESTPAC LABS		1	24	96%	25
COASTAL COMPLETE CARE		11	14	56%	25
SENIOR HEALTH OF WINTER PARK DUNDEE		24			24
WELLNOW URGENT CARE		23	1	4%	24
PHYSICIANS PRIMARY CARE OF SW FLORIDA PL		24			24

COVID-19: testing by laboratory

Data through Mar 1, 2021 verified as of Mar 2, 2021 at 09:25 AM

Data in this report are provisional and subject to change.

The numbers in the table below represent the number of Florida and non-Florida residents for whom test results were received by the Department of Health. A person can be tested by more than one laboratory and can have both positive and negative results. **Therefore, the sum of the numbers in each column will be larger than the total number of people tested.**

Reporting lab	Inconclusive	Negative	Positive	Percent positive	Total
VILLAGES REHABILITATION AND NURSING CENTER		24			24
SUNQUEST		3	21	88%	24
SPRINGWOOD COURT		19	5	21%	24
MAYO CLINIC JACKSONVILLE		1	23	96%	24
THE CHAPPEL GROUP RESEARCH		24			24
VICK STREET MANOR		24			24
CSH LAKE ORIENTA LP		24			24
Grand Villa of Clearwater		22	2	8%	24
AIR, LAND & SEA PHYSICALS & CONSULTATIONS, LLC		23	1	4%	24
PACIFICA SENIOR LIVING FORT MYERS		15	9	38%	24
SUMMIT MEDICAL GROUP - 75 E NORTHFIELD		22	2	8%	24
FIRST CHOICE PEDIATRICS LOOP		22	2	8%	24
APOLLO HEALTH & REHABILITATION		18	6	25%	24
TARPON BAYOU CENTER			24	100%	24
JOSEPH SCHENKER MD PC DBA CENTERS URGENT		21	3	13%	24
URGENT CARE USA			24	100%	24
JOSEF SCHENKER MD PC		24			24
THE LODGE AND REHABILITATION CENTER		9	15	63%	24
CENTERPLACE HEALTH		3	21	88%	24
HENNEPIN COUNTY MEDICAL CENTER (HCMC)		13	11	46%	24
SENIOR LIVING IV SUN CITY LLC		17	7	29%	24
MAGNOLIA PEDIATRICS		4	20	83%	24
GROWING TOGETHER PEDIATRICS, LLC		20	4	17%	24
WESTMINSTER WOODS ON JULINGTON CREEK		22	2	8%	24
MARYLAND DEPARTMENT OF HEALTH			24	100%	24
MINUTECLINIC DIAGNOSTIC OF LOUISIANA		23	1	4%	24
PRIME CARE ONE LLC/HARBORCHASE OF VENICE			24	100%	24
INTERIM HEALTHCARE OF NORTHWEST FLORIDA INC		22	2	8%	24
PINELLAS 1 HOME HEALTH CARE CORP		24			24
LABORATORY DYNAMICS		20	4	17%	24
AVENTIS BIO-SERVICES CTL		24			24
THE COMMONWEALTH OF MASSACHUSETTS			24	100%	24
MADISON COUNTY MEMORIAL HOSP		12	12	50%	24
Clearwater Center		10	14	58%	24
HERITAGE OAKS ASSISTED LIVING & MEMORY CARE		20	4	17%	24
MED PLUS FLORENCE		20	4	17%	24
HEALTH MED CENTERS		24			24
COURTYARDS OF ORLANDO		24			24
MARTHA'S HOUSE & ASSISTED LIVING FACILITY		24			24
ATRIA AT ST JOSEPHS		24			24
PALMS MEDICAL GROUP - LAKE CITY WEST		3	20	87%	23
MD NOW MEDICAL CENTERS INC		1	22	96%	23
NOVANT HEALTH		17	6	26%	23
ASSISTED LIVING OF BROWARD		23			23
NEW JERSEY		22	1	4%	23
ADVENTHEALTH MEDICAL GROUP PULMONOLOGY		20	3	13%	23
GRAND LIVING AT LAKEWOOD RANCH		23			23

COVID-19: testing by laboratory

Data through Mar 1, 2021 verified as of Mar 2, 2021 at 09:25 AM

Data in this report are provisional and subject to change.

The numbers in the table below represent the number of Florida and non-Florida residents for whom test results were received by the Department of Health. A person can be tested by more than one laboratory and can have both positive and negative results. **Therefore, the sum of the numbers in each column will be larger than the total number of people tested.**

Reporting lab	Inconclusive	Negative	Positive	Percent positive	Total
GENETIC TECHNOLOGICAL INNOVATIONS, LLC		11	12	52%	23
WUESTHOFF MEDICAL CENTER-MELBOURNE			23	100%	23
FINLAY C. LABORATORY		3	20	87%	23
BROOKWOOD BAPTIST MEDICAL CENTER		22	1	4%	23
ENGLEWOOD HOSPITAL AND MEDICAL CENTER		18	5	22%	23
NOBLE SENIOR LIVING		3	20	87%	23
SARASOTA MEMORIAL NURSING & REHABILITATION CTR		23			23
STATE LAB		2	21	91%	23
ARCPPOINT LABS OF WEST PALM BEACH			23	100%	23
UF HEALTH NORTH JACKSONVILLE			23	100%	23
UNIVERSITY HILLS HEALTH AND REHABILITATION CENTER		18	5	22%	23
Summit Medical Group Westfield Lab		20	3	13%	23
EGL GENETIC DIAGNOSTICS		1	22	96%	23
BIOREFERENCE LABORATORIES INC		3	20	87%	23
MID FLORIDA PATHOLOGY LLC		22	1	4%	23
BROOKDALE UNIVERSITY HOSPITAL		22	1	4%	23
EMORY BENNETT VETERANS NURSING HOME	1	22			23
TIFFANY LAKE CARE CENTERS INC		23			23
ROWLETT MIDDLE ACADEMY		21	2	9%	23
MINUTE CLINIC DIAGNOSTIC OF VIRGINIA		18	5	22%	23
CARDIOLOGY AND MEDICINE ASSOCIATES INC		23			23
LONG BEACH URGENT CARE		23			23
WOODHOUSE INC		17	6	26%	23
OMEGA LABORATORIES		19	4	17%	23
CHIPOLA MEDICAL ASSOCIATES		4	19	83%	23
CARENOW - DOWNTOWN NORTH GULCH		22	1	4%	23
GOOD SAMARITAN HOSPITAL LABORATORY		20	3	13%	23
ISLAND COAST PEDIATRICS PA		22	1	4%	23
CORE LABORATORY		1	22	96%	23
LAKEVIEW HEALTH CARE SYSTEMS		9	14	61%	23
PARK WEST MEDICAL CENTER		22	1	4%	23
PHYSICIANS STAT		3	20	87%	23
MINUTECLINIC, LLC #08366		18	5	22%	23
GRAND VILLA OF ST. PETERSBURG		21	2	9%	23
HUNT CLUB PEDIATRIC ASSOCIATES LLC		19	4	17%	23
APOLLO SURGERY CENTER		20	2	9%	22
FORT SANDERS REGIONAL LABORATORY		22			22
UNIVERSITY OF ILLINOIS VETERINARY DIAG		21	1	5%	22
PULSE MEDICAL GROUP INC			22	100%	22
FLORIDA HOSPITAL LABS		12	10	45%	22
MOBILE DIVISION LABORATORY		7	15	68%	22
MARATHON HEALTH FOR LIFE		19	3	14%	22
THORNBURG PEDIATRICS		21	1	5%	22
CRESTVIEW IMMEDIATE CARE LL			22	100%	22
EBEIDS MD PEDIATRICS		19	3	14%	22
TEN HEALTHCARE		6	16	73%	22
ADVENT HEALTH MEDICAL GROUP- FAMILY MEDICINE AT DR. PHILIPS		17	5	23%	22

COVID-19: testing by laboratory

Data through Mar 1, 2021 verified as of Mar 2, 2021 at 09:25 AM

Data in this report are provisional and subject to change.

The numbers in the table below represent the number of Florida and non-Florida residents for whom test results were received by the Department of Health. A person can be tested by more than one laboratory and can have both positive and negative results. **Therefore, the sum of the numbers in each column will be larger than the total number of people tested.**

Reporting lab	Inconclusive	Negative	Positive	Percent positive	Total
GLEN COVE HOSPITAL		22			22
MORNINGSIDE MANOR & VILLA ADULT CARE C		22			22
FAMILY AND AFTER HOURS CARE		22			22
CLEARWATER EMPLOYEE HEALTH CLINIC		7	15	68%	22
PALMETTO PEDIATRICS			22	100%	22
LAKE SHERIFF		22			22
HOLIDAY MEDICAL ASSOCIATES		1	21	95%	22
FLORIDA PEDIATRICS		6	16	73%	22
CARE HERE		1	21	95%	22
SUNSHINE PEDIATRICS OF CENTRAL FLORIDA PL		20	2	9%	22
HUNT CLUB MEDICAL		15	7	32%	22
DIACARTA INC.		22			22
COASTAL DETOX		22			22
SOLE HEALTH LLC		22			22
NORTHWEST FLORIDA COMMUNITY HOSPITAL 3RD FLOOR		20	2	9%	22
BUREAU OF PUBLIC HEALTH	1	3	18	82%	22
COMMUNITY HEALTH OF SOUTH FLORIDA			22	100%	22
DALE MEDICAL CENTER		17	5	23%	22
ADVENT HEALTH EXPRESS		9	13	59%	22
NAPHCARE, INC.		12	10	45%	22
STEWART MEDICAL GROUP INC			22	100%	22
SHORE MEMORIAL HOSPITAL		19	3	14%	22
UNIV OF NORTH ALABAMA HEALTH CENTER		21	1	5%	22
ROCKLEDEGE REGIONAL MEDICAL CENTER		17	5	23%	22
ELAN SPANISH SPRINGS		4	18	82%	22
SEAGRASS VILLAGE			22	100%	22
OLIVE BRANCH HEALTH AND REHABILITATION CENTER			22	100%	22
FORT PIERCE FAMILY CARE INC		16	6	27%	22
BOCA SIMON LAB		1	21	95%	22
INTERNATIONAL MEDICAL LABORATORY INC		21			21
CARESPOT		1	20	95%	21
SANFORD PEDIATRIC ASSOCIATES, PA		19	2	10%	21
JOSEF SCHENKER MD PC DBA CENTERS URGENT		19	2	10%	21
ST JUDE CHILDRENS RESEARCH HOSPITAL		21			21
MINUTECLINIC DIAGNOSTIC OF TN PC #378		20	1	5%	21
GILCHRIST COUNTY JAIL		19	2	10%	21
PHYSICIANS CARE		18	3	14%	21
JEFFERSON K-12, A SOMERSET SCHOOL- CLINIC		17	4	19%	21
ROSLYN URGENT CARE		21			21
GREEN GABLES ASSISTED LIVING FACILITY		21			21
MINIMALLY INVASIVE VASCULAR INC		19	2	10%	21
CITRUS CARE CLINIC			21	100%	21
JUPITER MEDICAL CENTER			21	100%	21
ROBERT H JENKINS JR VETERANS' DOMICILIARY HOME OF		18	3	14%	21
ERIC C MARSHAL MD, PC DBA MINUTECLINIC		20	1	5%	21
HUNTINGTON STATION URGENT CARE		20	1	5%	21
MEDEXPRESS URGENT CARE - BLOOMINGTON		18	3	14%	21

COVID-19: testing by laboratory

Data through Mar 1, 2021 verified as of Mar 2, 2021 at 09:25 AM

Data in this report are provisional and subject to change.

The numbers in the table below represent the number of Florida and non-Florida residents for whom test results were received by the Department of Health. A person can be tested by more than one laboratory and can have both positive and negative results. **Therefore, the sum of the numbers in each column will be larger than the total number of people tested.**

Reporting lab	Inconclusive	Negative	Positive	Percent positive	Total
GERALD J KIVETT MD		19	2	10%	21
UAH STUDENT HEALTH CENTER		14	7	33%	21
ROCKLEDGE FAMILY HEALTH			21	100%	21
UPMC CHAUTAUQUA AT WCA LABORATORY		20	1	5%	21
CONNECTDX		6	15	71%	21
ARDEN COURTS OF WINTER SPRINGS		18	3	14%	21
VIRTUA		17	4	19%	21
PRIMECARE OF DOTHAN-DALEVILLE CLINIC		16	5	24%	21
GRAND VILLA OF ALTAMONTE SPRINGS		14	7	33%	21
HARBOUR ISLAND PEDIATRICS		12	9	43%	21
CLINICAL PATHOLOGY LABORATORIES SOUTHEAST			21	100%	21
ALAN SERURE MD		21			21
TOTAL ACCESS URGENT CARE			21	100%	21
NEWYORK-PRESBYTERIAN/ LAWRENCE HOSPITAL LABORATORY		18	2	10%	20
WINTER PARK FAMILY PRACTICE LLC		17	3	15%	20
REDITUS LABORATORIES			20	100%	20
COOPER HEALTHCARE		20			20
NEW YORK METHODIST HOSPITAL		16	4	20%	20
ADIRONDACK MEDICAL CENTER		20			20
ODYSSEY HEALTHCARE OF MARION COUNTY, LLC		19	1	5%	20
PROFESSIONAL PARK PEDIATRICS PA			20	100%	20
HOWARD BEACH URGENT CARE		20			20
LAKE WORTH MANOR		19	1	5%	20
ADULT MEDICINE OF LAKE COUNTY INC			20	100%	20
WINSHIPS PHARMACY INC		20			20
ESTATES MEDICAL CENTER		12	8	40%	20
BEST MEDICAL CENTER		11	9	45%	20
HIGHLANDS COUNTY FIRE RESCUE		20			20
RAINBOW PEDIATRIC CENTER		2	18	90%	20
MORRIS PARK URGENT CARE		17	3	15%	20
TOTTENVILLE CIRCLE URGENT CARE		20			20
BROOKDALE MANDARIN CENTRAL		7	13	65%	20
HALIFAX HEALTH URGENT CARE		3	17	85%	20
MEDICAL EXPRESS CORP		18	2	10%	20
SOUTH CAROLINA DEPARTMENT OF HEALTH			20	100%	20
POINT OF CARE CLINICS PRIMARY CARE		20			20
GRAND VILLA OF NEW PORT RICHEY		13	7	35%	20
VIERA FAMILY MEDICINE AND WELLNESS		16	4	20%	20
BAY PEDIATRICS PA		18	2	10%	20
FLUSHING HOSPITAL MEDICAL CENTER		16	4	20%	20
HENDRY REGIONAL CORPORATE HEALTH			20	100%	20
CONSOLIDATED LAB SERVICES		10	10	50%	20
TENNESSEE DEPARTMENT OF HEALTH		15	5	25%	20
CVS NY4098030POCT NEW YORK		20			20
BETHESDA HEALTH PHYSICIAN GROUP INC			20	100%	20
GOOD SAMARITAN SOCIETY OF DAYTONA		16	4	20%	20
CL BRUMBACK PRIMARY CARE CLINIC LANTANA		2	18	90%	20

COVID-19: testing by laboratory

Data through Mar 1, 2021 verified as of Mar 2, 2021 at 09:25 AM

Data in this report are provisional and subject to change.

The numbers in the table below represent the number of Florida and non-Florida residents for whom test results were received by the Department of Health. A person can be tested by more than one laboratory and can have both positive and negative results. **Therefore, the sum of the numbers in each column will be larger than the total number of people tested.**

Reporting lab	Inconclusive	Negative	Positive	Percent positive	Total
CARESPOT OF NOCATEE		1	19	95%	20
HEALTHY MINORS, LLC.		20			20
JUST FOR KIDS PEDIATRICS		5	15	75%	20
TGH MEDICAL GROUP LABORATORY CARROLLWOOD			20	100%	20
TIMBERLANE LODGE ALF	1	12	7	35%	20
MARQUES PEDIATRICS			20	100%	20
PONCE PLAZA NURSING & REHAB CENTER		4	16	80%	20
ADVANCED URGENT CARE CENTER		7	12	63%	19
MONROE COUNTY DETENTION CENTER			19	100%	19
ALL PEDIATRIC CARE			19	100%	19
FLORIDA COMMUNITY HEALTH CENTER OF ST. LUCIE		1	18	95%	19
ADVENTHEALTH MEDICAL GROUP MULTISPECIALTY			19	100%	19
NANO HEALTH ASSOCIATES LLC		19			19
Wesley Place on Honeysuckle		17	2	11%	19
ROYAL PALM MEDICAL GROUP, INC		19			19
STONE WASH CLINICAL LABORATORIES		2	17	89%	19
ST VINCENT'S EAST		17	2	11%	19
CLERMONT ADVENTHEALTH CENTRA CARE		1	18	95%	19
REGENCY SQUARE MALL - SEARS		3	16	84%	19
BAYFRONT HMA CONVENIENT CARE, LLC		2	17	89%	19
REHAB AND HEALTHCARE CENTER OF CAPE CORAL		19			19
SONATA BOYNTON BEACH		17	2	11%	19
MINUTECLINIC DIAGNOSTIC OF TEXAS		16	3	16%	19
LOVING CARE OF THE TREASURE COAST LLC	1	13	5	26%	19
FLORIDA HOSPITAL WINTER GARDEN		15	4	21%	19
TEXAS DEPARTMENT OF STATE HEALTH SERVICES		3	16	84%	19
Ocala Oaks Rehabilitation Center		13	6	32%	19
OCEAN REEF MEDICAL CENTER, LLC			19	100%	19
COLLIER COUNTY JAIL		19			19
COASTAL FAMILY PRACTICE		11	8	42%	19
ASURANCE SCIENTIFIC LABORATORIES		19			19
BRIDGEWAY HEALTH CLINICS INC			19	100%	19
ESOTERIX GENETIC LABORATORIES		16	3	16%	19
MED HEALTH SERVICES		18	1	5%	19
BAYVIEW MEDICAL		19			19
WELLMED AT LAKE COPELAND		13	6	32%	19
NEW YORK PRESBYTERIAN - ALLEN HOSPITAL		19			19
OHIO CVS STORES, LLC DBA		17	2	11%	19
LPG PRIMARY CARE AT SURFSIDE		18	1	5%	19
WELLMED AT PLANT CITY		10	9	47%	19
SEVEN RIVERS REGIONAL MEDICAL CENTER		5	14	74%	19
MICHELLE S PAGE MD PA		18	1	5%	19
Grand Villa of Deerfield Beach		17	2	11%	19
SOUTH NASSAU COMMUNITIES HOSPITAL		15	4	21%	19
ANYLABTESTNOW		6	13	68%	19
GENTIVA HEALTH SERVICES		17	2	11%	19
GUARDANT HEALTH		14	5	26%	19

COVID-19: testing by laboratory

Data through Mar 1, 2021 verified as of Mar 2, 2021 at 09:25 AM

Data in this report are provisional and subject to change.

The numbers in the table below represent the number of Florida and non-Florida residents for whom test results were received by the Department of Health. A person can be tested by more than one laboratory and can have both positive and negative results. **Therefore, the sum of the numbers in each column will be larger than the total number of people tested.**

Reporting lab	Inconclusive	Negative	Positive	Percent positive	Total
VILLAGES VA CBOC	2	15	2	11%	19
JACKSON NORTH MEDICAL CENTER		2	17	89%	19
ORLANDO FAMILY MEDICINE		7	12	63%	19
BARTON FAMILY PRACTICE		8	11	58%	19
NO NAME		8	11	58%	19
GRACE WELLNESS CENTER		8	11	58%	19
INTEGRATED REGIONAL LABORATORIES - LARGO			19	100%	19
LAB INTERMARKET FACILITY LAB		1	18	95%	19
Sovereign Laboratory Services, LLC		17	2	11%	19
PEDIATRIC ASSOCIATES PA		17	2	11%	19
WILLAMETTE VALLEY TOXICOLOGY LLC		17	2	11%	19
CENTRAL FLORIDA PEDIATRIC URGENT CARE LLC		16	2	11%	18
BASSETTI & ASSOCIATES, MD, PA			18	100%	18
MINUTECLINIC DIAGNOSTIC PA		16	2	11%	18
WALGREEN EASTERN CO, INC		18			18
HARTFORD HOSPITAL ANCILLARY LAB		17	1	6%	18
TPCA CLINICAL LABORATORIES		15	3	17%	18
MINUTECLINIC DIAGNOSTIC OF NORTH CAROLINA PC		15	3	17%	18
UM MILLER SCHOOL OF MEDICINE			18	100%	18
MINUTECLINIC DIAGNOSTIC OF RHODE ISLAND, LLC #590		17	1	6%	18
GRAND VILLA OF ORMOND BEACH		16	2	11%	18
MINUTECLINIC #8699		14	4	22%	18
UTAH DEPARTMENT OF HEALTH			18	100%	18
49D2045214PHYSICIAN OFFICE WAIVER MEDEXPRESS URGENT CARE - HARRISONBU		9	9	50%	18
LPG PULMONOLOGY-COCONUT POINT		15	3	17%	18
FAMILY CARE CYPRESS CREEK		1	17	94%	18
OSCEOLA ALF OPERATOR, LLC DBA□		18			18
SUMMERGATE PHARMACY		16	2	11%	18
BOZEMAN HEALTH DEACONESS HOSPITAL		13	5	28%	18
MINUTECLINIC DIAGNOSTICS MEDICAL GROUP		17	1	6%	18
BAYCARE HEALTH SYSTEMS, LLC			18	100%	18
COMMONWEALTH OF MASSACHUSETTS			18	100%	18
CHARLOTTE CHD PORT CHARLOTTE		14	4	22%	18
DIXIE COUNTY HEALTH DEPARTMENT		11	7	39%	18
1 TOUCH TOTALCARE SOLUTIONS		17	1	6%	18
ASCENSION ST VINCENT'S PRIMARY CARE		1	17	94%	18
MINUTECLINIC DIAGNOSTIC OF ILLINOIS L		15	3	17%	18
MCWHORTER SCHOOL OF PHARMACY		18			18
OCEANSIDE URGENT CARE		18			18
MOORINGS PARK OAKSTONE AT GREY OAKS		17	1	6%	18
PALM BAY FAMILY PRACTICE		4	14	78%	18
HARLEM HOSPITAL CENTER		17	1	6%	18
BAYCARE MEDICAL GROUP INC			18	100%	18
MINUTE CLINIC DIAGNOSTIC OF VIRGINIA, LLC		18			18
DEPT OF VA MEDICAL CENTER - BAY PINES			18	100%	18
ENCOMPASS HEALTH REHABILITATION HOSPITAL OF SARASOTA		18			18
BLOCK NATION CHASE		12	6	33%	18

COVID-19: testing by laboratory

Data through Mar 1, 2021 verified as of Mar 2, 2021 at 09:25 AM

Data in this report are provisional and subject to change.

The numbers in the table below represent the number of Florida and non-Florida residents for whom test results were received by the Department of Health. A person can be tested by more than one laboratory and can have both positive and negative results. **Therefore, the sum of the numbers in each column will be larger than the total number of people tested.**

Reporting lab	Inconclusive	Negative	Positive	Percent positive	Total
TOTAL RENAL LABORATORIES INC		13	5	28%	18
CABOT RESERVE ON THE GREEN		18			18
ST. JUDES LABORATORIES		12	6	33%	18
Z UROLOGY		18			18
COMMUNITY HOME HEALTH CARE		18			18
AURORA DIAGNOSTICS		6	12	67%	18
MADISON CORE LABORATORIES		17	1	6%	18
XPRESS WELLNESS URGENT CARE			18	100%	18
GLEN OAKS URGENT CARE		17	1	6%	18
MARION COUNTY HEALTH DEPARTMENT		17	1	6%	18
SHERMAN-ABRAMS LABORATORY INC		15	3	17%	18
BAYLOR GENETICS		6	12	67%	18
GENERAL INTERNAL MEDICINE MEDICAL CTR CLINIC		13	5	28%	18
CRANES VIEW LODGE			18	100%	18
ST ELIZABETH MEDICAL CENTER LABORATORY		17	1	6%	18
UNIVERSITY OF ALABAMA - FUNGAL REFERENCE LABORATORY		12	5	29%	17
URGENT TEAM		14	3	18%	17
BAY BREEZE HEALTH AND REHABILITATION CENTER		9	8	47%	17
Floral Health and Rehabilitation, LLC		16	1	6%	17
DOCTORS MEDICAL CENTER OF WALTON COUNTY CLINIC			17	100%	17
MINUTECLINIC, LLC, DBA MINUTECLINIC #5		14	3	18%	17
SHELBY BAPTIST MEDICAL CENTER		12	5	29%	17
PRIMARY CARE WALK IN CLINIC PLLC			17	100%	17
WELLINGTON FAMILY PRACTICE		13	4	24%	17
PRIMARY CARE MEDICINE	1	13	3	18%	17
ROBERT WOOD JOHNSON UNIVERSITY HOSP		15	2	12%	17
INN AT LAKE SEMINOLE SQUARE, THE		17			17
LEE COMMUNITY HEALTHCARE - LEHIGH		16	1	6%	17
MD PLUS URGENT CARE, LLC			17	100%	17
LAKELAND HILLS CENTER		10	7	41%	17
Citymd Of Lacey		15	2	12%	17
MINUTE CLINIC DIAGNOSTIC OF NEW JERSEY		17			17
ST CATHERINE OF SIENA HOSPITAL		15	2	12%	17
URGENT CARE AT LONGWOOD			17	100%	17
HELIX DIAGNOSTICS			17	100%	17
RESOLVE MOLECULAR DIAGNOSTICS		13	4	24%	17
TANVIR H SHAGAR NP		14	3	18%	17
CARESPOT EXPRESS HEALTHCARE			17	100%	17
HEALTHCARE NOW			17	100%	17
URGENT CARE WEST CLINIC		14	3	18%	17
BAY COUNTY HEALTH DEPARTMENT		13	4	24%	17
PRATTVILLE BAPTIST HOSPITAL		13	4	24%	17
JESSIE TRICE COMMUNITY HEALTH SYSTEM, INC		1	16	94%	17
ROSS MEDICAL GROUP			17	100%	17
PBSO WEST PALM FAMILY PRACTICE		1	16	94%	17
CARENOW URGENT CARE-BRENTWOOD		11	6	35%	17
TRINITY MEDICAL ASSOCIATES LLC			17	100%	17

COVID-19: testing by laboratory

Data through Mar 1, 2021 verified as of Mar 2, 2021 at 09:25 AM

Data in this report are provisional and subject to change.

The numbers in the table below represent the number of Florida and non-Florida residents for whom test results were received by the Department of Health. A person can be tested by more than one laboratory and can have both positive and negative results. **Therefore, the sum of the numbers in each column will be larger than the total number of people tested.**

Reporting lab	Inconclusive	Negative	Positive	Percent positive	Total
MEDI STATION			17	100%	17
MASSACHUSETTS GENERAL HOSPITAL		1	16	94%	17
THE CANOPY AT HARPER LAKE	1		16	94%	17
DOCTOR TODAY TLC LLC			17	100%	17
MARCO DRUGS AND COMPOUNDING		13	4	24%	17
AUBURN COMMUNITY HOSPITAL		15	2	12%	17
UVMMC MICROBIOLOGY		16	1	6%	17
COAST MED URGENT CARE		16	1	6%	17
BROOKDALE CROWN POINT			17	100%	17
ADEPT INPATIENT MEDICAL SERVICES PC		17			17
BROOKDALE ST AUGUSTINE			17	100%	17
FLORENCE J HUNT STUDENT WELLNESS CENTER - HEALTH SERVICES (ABBOTT)		17			17
DIEGO FALLON MD PA		6	11	65%	17
FORT WALTON BEACH DEVELOPMENTAL CENTER		16	1	6%	17
VALLEY IMMEDIATE CARE		15	2	12%	17
MEDICAL PAVILION CLINIC		7	10	59%	17
TENDER CARE ALF		17			17
PARRISH HEALTH CENTER		14	3	18%	17
GENETIC TECHNOLOGICAL INNOVATIONS			17	100%	17
ALBIBI		1	15	94%	16
PRO HEALTH FAMILY PHYSICIANS, NYSTROM		16			16
NORTHWEST FLORIDA SLEEP		1	15	94%	16
MAITLAND PRIMARY CARE		9	7	44%	16
GRAND VILLA OF ENGLEWOOD		12	4	25%	16
ADVENT HEALTH - ZEPHYRHILLS			16	100%	16
BVL PEDIATRICS		14	2	13%	16
JOSEPH MIGNOGNA		13	3	19%	16
CLEVELAND CLINIC			16	100%	16
URGENT CARE CLINIC OF LINCOLN		14	2	13%	16
SOMA MEDICAL CENTER # 4		2	14	88%	16
JS HEALTHCARE INC		16			16
ST AUGUSTINE PLANTATION		1	15	94%	16
MEDEXPRESS URGENT CARE LEWISBURG		15	1	6%	16
MILLENNIUM PHYSICIAN GRP LLC NAPLES PINE RIDGE			16	100%	16
KINDRED HOSPITAL OCALA		14	2	13%	16
CRUCIAL CARE		10	6	38%	16
LAKWOOD RANCH MEDICAL CENTER CLINICAL LAB			16	100%	16
MIDNIGHT MEDICINE			16	100%	16
OKEECHOBEE HEALTHCARE FACILITY			16	100%	16
A LILIKO'I PHARMACY LLC		15	1	6%	16
HEALTH CENTRAL HOSPITAL			16	100%	16
CAREATC INC BRANDON	1	14	1	6%	16
COLLEGE POINT URGENT CARE		14	2	13%	16
BAPTIST MEMORIAL HEALTH CARE		14	2	13%	16
ACCESS HEALTH CARE PHYSICIANS LLC		5	11	69%	16
REGENEXX TAMPA BAY		14	2	13%	16
MI CASA DORADA ASSISTED LIVING FACILIT		16			16

COVID-19: testing by laboratory

Data through Mar 1, 2021 verified as of Mar 2, 2021 at 09:25 AM

Data in this report are provisional and subject to change.

The numbers in the table below represent the number of Florida and non-Florida residents for whom test results were received by the Department of Health. A person can be tested by more than one laboratory and can have both positive and negative results. **Therefore, the sum of the numbers in each column will be larger than the total number of people tested.**

Reporting lab	Inconclusive	Negative	Positive	Percent positive	Total
REOPEN DIAGNOSTICS			16	100%	16
MINUTECLINIC DIAGNOSTIC OF PENNSYLVANI		16			16
ELTINGVILLE CIRCLE URGENT CARE		15	1	6%	16
DARDEN WELLNESS CENTER		13	3	19%	16
MINUTECLINIC MINUTECLINIC #8746		15	1	6%	16
CALLAWAY CLINIC		11	5	31%	16
UNIVERSITY LAB			16	100%	16
MEDICINE AT LONGWOOD		16			16
SRMC AVALON		9	7	44%	16
CAREHERE- LCS LEESBURG			16	100%	16
STARLING AT NOCATEE			16	100%	16
XERA MED RESEARCH			16	100%	16
PEACHTREE IMMEDIATE CARE			16	100%	16
CLEVELAND CLINIC FLORIDA		1	15	94%	16
STEINHATCHEE DRUGS		13	3	19%	16
PROMEDICA LABORATORIES		11	5	31%	16
MEDEXPRESS URGENT CARE, MOON TOWNSHIP		15	1	6%	16
GRAND VILLA OF PINELLAS PARK		15	1	6%	16
BONIFAY NURSING AND REHABILITATION CENTER			16	100%	16
ADVENT HEALTH - KISSIMMEE		6	10	63%	16
AURORA UNIVERSITY WELLNESS CENTER		16			16
PANAMA CITY VITAS HOSPICE		16			16
MIRIMUS INC		1	15	94%	16
INTERNAL MEDICINE ASSOCIATES & SPECIALTIES INC		15	1	6%	16
NOVANT HEALTH GOHEALTH URGENT CARE-HARRISBURG		8	8	50%	16
STATEN ISLAND UNIVERSITY HOSPITAL		15	1	6%	16
MINUTECLINIC DIAGNOSTIC OF MICHIGAN PC		15	1	6%	16
NORTHWEST FLORIDA ENT, PA		5	11	69%	16
ALL FLORIDA FAMILY & SPORTS MEDICINE		15	1	6%	16
SOMA MEDICAL CENTER PA			16	100%	16
HODGES CLUSTER		2	14	88%	16
Lab MSMC Hialeah			16	100%	16
FAST TRACK URGENT CARE CENTER - TYRONE			16	100%	16
MULBERRY'S MOBILE PROVIDER SERVICES LLC		1	14	93%	15
PALM BEACH GARDENS MEDICAL CENTER			15	100%	15
EAR NOSE & THROAT ASSOCIATES OF MANATEE PA		15			15
ENCOMPASS HEALTH REHABILITATION HOSPITAL OF PANAMA CITY		10	5	33%	15
BAYCARE MEDICAL GROUP INC			15	100%	15
MEDLAB ASSOCIATES LLC		15			15
CLINIC OF PEDIATRICS & GI MEDICINE INC		1	14	93%	15
ORLANDO HEALTH		2	13	87%	15
NEWPATH DIAGNOSTICS		9	6	40%	15
MORTON PLANT MEASE			15	100%	15
WINDSOR WOODS REHAB & HEALTHCARE CTR		14	1	7%	15
THE PALMS PHARMACY, INC		14	1	7%	15
MEADOWCREST MOLECULAR DIAGNOSTICS, LLC			15	100%	15
PATHLINE			15	100%	15

COVID-19: testing by laboratory

Data through Mar 1, 2021 verified as of Mar 2, 2021 at 09:25 AM

Data in this report are provisional and subject to change.

The numbers in the table below represent the number of Florida and non-Florida residents for whom test results were received by the Department of Health. A person can be tested by more than one laboratory and can have both positive and negative results. **Therefore, the sum of the numbers in each column will be larger than the total number of people tested.**

Reporting lab	Inconclusive	Negative	Positive	Percent positive	Total
MILTON 4707		15			15
ST ANTHONY'S HOSP PATIENT CARE SERVICE			15	100%	15
MC DIAGNOSTIC OF CONNECTICUT, PC #775		14	1	7%	15
FORT HAMILTON URGENT CARE		15			15
BESSENT ROAD GROUP HOME		15			15
BAPTIST MEDICAL CENTER EAST		11	4	27%	15
EASTLAKE PEDIATRICS - TRINITY		15			15
SINAI HOSPITAL OF BALTIMORE		15			15
TMH FSU RAPID LABORATORY		2	13	87%	15
TELEVISIT MALABAR PEDIATRICS		5	10	67%	15
OAKMONTE VILLAGE OF DAVIE			15	100%	15
DIATHERIX		13	2	13%	15
MEDEXPRESS URGENT CARE - TIMBERLAKE		14	1	7%	15
Astoria Health and Rehab		15			15
UNAVAILABLE/UNKNOWN/NO INFORMATION FOUND			15	100%	15
EXPRESS FAMILY CARE LLC			15	100%	15
COMMUNITY HEALTH OF SOUTH FLORIDA INC			15	100%	15
MINUTECLINIC, LLC, DBA MINUTECLINIC #2544		14	1	7%	15
HOLLEY-NAVARRE MEDICAL CLINIC		5	10	67%	15
STAT MEDICAL CLINIC III INC		10	5	33%	15
BREVARD HEALTH ALLIANCE INC		14	1	7%	15
CARE NOW, INC		11	4	27%	15
FLORIDA DEPARTMENT OF HEALTH IN HILLSBOROUGH COUNTY		1	14	93%	15
FAMILY CARE CENTER OF ARLINGTON		10	5	33%	15
BLOUNT MEMORIAL HOSPITAL		13	2	13%	15
FAMILY CARE			15	100%	15
CUSTEAD CARE CENTER HAVEN HOSPICE		12	3	20%	15
AJU GEORGE MD PA			15	100%	15
LAKE HOWARD HEIGHTS	1	12	2	13%	15
TREEHOUSE PEDIATRICS & FAMILY CARE		15			15
WALK IN URGENT CARE			15	100%	15
URGENT CARE USA LLC		1	13	93%	14
OPTIONS FOR SENIORS INC DBA PALM KREST MANOR		12	2	14%	14
SANDALWOOD NURSING CENTER		14			14
PRIMARY CARE SPECIALISTS OF ORLANDO LLC		11	3	21%	14
SIGMUND LABS LLC		14			14
LEE MEMORIAL HEALTH SYSTEM		11	3	21%	14
MINUTECLINIC DIAGNOSTIC OF TN PC #6435		14			14
MINUTECLINIC DIAGNOSTIC OF TN PC #566		12	2	14%	14
MEDEMERGE		13	1	7%	14
INDIANA STATE DEPARTMENT OF HEALTH		1	13	93%	14
VANDERBILT UNIVERSITY MEDICAL CENTER		11	3	21%	14
SARASOTA - ROBERT L TAYLOR COMMUNITY CENTER		1	13	93%	14
ST CLOUD MEDICAL GROUP		12	2	14%	14
The Evangelical Lutheran Good Samaritan Society		14			14
STEWART MELBOURNE HOSPITAL, INC	1		13	93%	14
MELBOURNE FAMILY PRACTICE		12	2	14%	14

COVID-19: testing by laboratory

Data through Mar 1, 2021 verified as of Mar 2, 2021 at 09:25 AM

Data in this report are provisional and subject to change.

The numbers in the table below represent the number of Florida and non-Florida residents for whom test results were received by the Department of Health. A person can be tested by more than one laboratory and can have both positive and negative results. **Therefore, the sum of the numbers in each column will be larger than the total number of people tested.**

Reporting lab	Inconclusive	Negative	Positive	Percent positive	Total
MINUTECLINIC DIAGNOSTIC OF TN, PC 374		10	4	29%	14
HEALTHFIRST ADVENT HEALTH CENTRA CARE COCOA BEACH			14	100%	14
OPIS ISLAND LAKE CENTER		13	1	7%	14
ALAN L MELOTEK MD		14			14
MIAMI BEACH MEDICAL GROUP LLC			14	100%	14
SOUTHEASTERN UNIVERSITY INC		14			14
HUDSON VALLEY HOSPITAL CENTER LABORATORY		13	1	7%	14
DAVITA DIALYSIS		4	10	71%	14
NORTHWESTERN MEMORIAL HOSPITAL			14	100%	14
BOCA SIMON		2	12	86%	14
ST JOSEPH HOSPITAL		13	1	7%	14
MINUTECLINIC DIAGNOSTIC OF LOUISIANA,		13	1	7%	14
POLK CHD BARTOW		13	1	7%	14
ALASKA PUBLIC HEALTH LAB		1	13	93%	14
Consulate Health Care of Jacksonville			14	100%	14
RIVERSIDE COTTAGES AT THE SHORES, LLC			14	100%	14
TALLAHASSEE PRIMARY CARE ASSOCIATES PA		12	2	14%	14
EPIPHANY HEALTH		8	6	43%	14
PARROTT MEDICAL CLINIC			14	100%	14
TREASURE COAST URGENT CARE			14	100%	14
Terrace of Jacksonville			14	100%	14
UC HEALTH UNIVERSITY HOSPITAL		11	3	21%	14
MONTEFIORE ST LUKE'S CORNWALL HOSPITAL		10	4	29%	14
FG RAPID RESULTS LLC		8	6	43%	14
Belleair Healthcare Center		8	6	43%	14
GRAND VILLA OF BOYNTON BEACH		13	1	7%	14
HOPE HEALTHCARE		14			14
BENTON HOUSE OF PORT ORANGE		8	6	43%	14
SOUTHEASTERN LABORATORY			14	100%	14
MEDEXPRESS URGENT CARE - ROBINSON TWP, STEUBENVILLE PIKE		12	2	14%	14
METROPOLITAN CHARITIES INC		13	1	7%	14
PULSE & REMEDY LLC			14	100%	14
VALDOSTA FAMILY MEDICINE		1	12	92%	13
ST VINCENT'S URGENT CARE		10	3	23%	13
SHELBY COUNTY HEALTH CARE CORPORATION		10	3	23%	13
ESCAMBIA COMMUNITY CLINIC		2	11	85%	13
CAREATC			13	100%	13
ENCOMPASS HOME HEALTH OF THE SOUTHEAST LLC		13			13
KIMBERLY J HENDERSON MD PC		12	1	8%	13
GLENBROOKE AT PALM BAY			13	100%	13
BELLEVUE HOSPITAL CENTER DEPARTMENT		13			13
UNIVERSITY HOSPITAL UC HEALTH		9	4	31%	13
CARLOS F FUSTER MD PA		13			13
SARNO FAMILY PRACTICE		1	12	92%	13
ADVENTHEALTH MEDICAL GROUP		10	3	23%	13
BAYA URGENT CARE LLC		1	12	92%	13
PROHEALTH CARE ASSOCIATES MOBILE		10	3	23%	13

COVID-19: testing by laboratory

Data through Mar 1, 2021 verified as of Mar 2, 2021 at 09:25 AM

Data in this report are provisional and subject to change.

The numbers in the table below represent the number of Florida and non-Florida residents for whom test results were received by the Department of Health. A person can be tested by more than one laboratory and can have both positive and negative results. **Therefore, the sum of the numbers in each column will be larger than the total number of people tested.**

Reporting lab	Inconclusive	Negative	Positive	Percent positive	Total
MINUTECLINIC DIAGNOSTIC OF TN, PC 6438		11	2	15%	13
FAMILY MEDICINE OF WESTON LLC		5	8	62%	13
HARBOR CHASE OF JACKSONVILLE			13	100%	13
ARNOT OGDEN MEDICAL CENTER LABORATORY		13			13
LONG ISLAND JEWISH VALLEY STREAM		12	1	8%	13
HORIZON MEDICAL GROUP		11	2	15%	13
BRYAN WHITFIELD MEMORIAL HOSPITAL		8	5	38%	13
VRL EUROFINIS - HAWAII		13			13
ORCHID COVE		3	10	77%	13
BROOKLYN HOSPITAL CENTER DOWNTOWN CAMPUS		13			13
PREMIER LABORATORY SERVICES, LLC		5	8	62%	13
TNC WALK IN CLINIC		10	3	23%	13
ADVENT HEALTH - WINTER HAVEN		7	6	46%	13
PASSPORT HEALTH OF TAMPA BAY		13			13
FLORIDA MEDICAL CLINIC IM MLK		9	4	31%	13
WORLD WRESTLING ENTERTAINMENT			13	100%	13
ROCKLEDGE		3	10	77%	13
LUCID DIAGNOSTICS LABS			13	100%	13
CVS MINUTE CLINIC DIAGNOSTIC OF TEXAS LLC		10	3	23%	13
SOUTHEAST FAMILY HEALTHCARE CENTER			13	100%	13
BROOKDALE DELAND			13	100%	13
FLORIDA STATE HOSPITAL			13	100%	13
CROSS CARE CENTER			13	100%	13
Sunnyside Care Center		13			13
ORANGE REGIONAL MEDICAL CENTER LABORATORY		10	3	23%	13
DYNAMIC DNA LAB		1	12	92%	13
Grand Villa of Dunedin		7	6	46%	13
ADVANCED HEALTHCARE ASSOCIATES		13			13
CLINICAL LABORATORY SERVICES			13	100%	13
VILLA OF KINGS AND QUEENS OF DELRAY		13			13
MAINSTREET FAMILY SELECT		1	12	92%	13
DESOTO HEALTH AND REHAB LLC		8	5	38%	13
LEE MEMORIAL HEALTH SYSTEM D/B/A LEE COMMUNITY		12	1	8%	13
FLORIDA MEDICAL CLINIC - MULTI SPECIALTY CAMPUS		4	9	69%	13
INTERMOUNTAIN CENTRAL LAB		1	12	92%	13
COVANCE CENTRAL LABORATORY			13	100%	13
CORNER OAK ESTATE LLC		13			13
IN-OFFICE LAB		12	1	8%	13
NOVALIFE MEDSPA			13	100%	13
MIAMI BEACH MEDICAL GROUP			13	100%	13
EAR NOSE AND THROAT ASSOCIATES OF MANATEE, P.A.		10	3	23%	13
PHELPS HOSPITAL LABORATORY		11	2	15%	13
COMPREHENSIVE CHILDCARE ASSOCIATES		8	5	38%	13
PARKWEST MEDICAL CENTER		11	2	15%	13
LABCORP		7	6	46%	13
VITAS HEALTHCARE CORPORATION OF FL			13	100%	13
STATCARE URGENT & WALK IN MEDICAL CARE		11	2	15%	13

COVID-19: testing by laboratory

Data through Mar 1, 2021 verified as of Mar 2, 2021 at 09:25 AM

Data in this report are provisional and subject to change.

The numbers in the table below represent the number of Florida and non-Florida residents for whom test results were received by the Department of Health. A person can be tested by more than one laboratory and can have both positive and negative results. **Therefore, the sum of the numbers in each column will be larger than the total number of people tested.**

Reporting lab	Inconclusive	Negative	Positive	Percent positive	Total
Hackensack Umc Mountainside		12	1	8%	13
WACO HHSSURGEWACO	1	11	1	8%	13
A AND R RESEARCH GROUP LLC		10	3	23%	13
AVALON MEDICAL WALK IN CLINIC			13	100%	13
CORAL LANDING ASSISTED LIVING		11	2	15%	13
METHODIST MEDICAL CENTER		9	3	25%	12
MED TECH SERVICES OF PALM BEACH INC		12			12
MEDEXPRESS URGENT CARE - SEMINOLE SQUAU		10	2	17%	12
THE PLAZA AT PARKSQUARE		12			12
OHIO STATE UNIVERSITY MEDICAL CENTER			12	100%	12
BAPTIST HEALTH			12	100%	12
CVS NC7047POCT DURHAM		12			12
ACADIAN DIAGNOSTIC LABORATORIES		8	4	33%	12
UNIVERSITY OF MIAMI MILLER SCHOOL			12	100%	12
ST PETER'S UNIVERSITY HOSPITAL		9	3	25%	12
IREPERTOIRE_MOL_LAB		12			12
XPRESS URGENT CARE- PORT ST. LUCIE		4	8	67%	12
EXPRESS CARE OF TAMPA BAY LLC		2	10	83%	12
LAB UNKNOWN		1	11	92%	12
BERGEN NEW BRIDGE M		11	1	8%	12
MINUTECLINIC DIAGNOSTIC OF NORTH		11	1	8%	12
CARENOW URGENT CARE-WEST END		7	5	42%	12
MINUTECLINIC DIAGNOSTIC OF TN, PC 4992		12			12
WOODLAND TOWERS		6	6	50%	12
MINUTECLINIC DIAGNOSTIC OF TN PC #320		11	1	8%	12
WELLMED AT PORT ST LUCIE WEST		8	4	33%	12
FLORIDA PRESBYTERIAN HOMES INC		11	1	8%	12
GNT ASSOCIATES		11	1	8%	12
MC DIAGNOSTIC OF CONNECTICUT PC #459		12			12
GEORGE W FERGUSON MD-CONCIERGE MEDICAL SERVICES PL		11	1	8%	12
MIRACLE ALF INC		12			12
CARE FAST MURABELLA		7	5	42%	12
CVS TN5639POCT FARRAGUT		10	2	17%	12
MEDEXPRESS URGENT CARE - MONROE		12			12
ADVENTHEALTH MEDICAL GROUP PEDIATRICS AT		2	10	83%	12
BROWARD DIALYSIS			12	100%	12
LONGWOOD CARDIOLOGY			12	100%	12
BAYFRONT MEDICAL			12	100%	12
NATIONAL GENETICS INST LABCORP		4	8	67%	12
MI2297090CV HOLLAND-23D2189684		12			12
SURGERY CENTER OF CORAL GABLES LLC,THE		10	2	17%	12
NORTHERN WESTCHESTER HOSPITAL LABORATORY		10	2	17%	12
AVENTURA HOSPITAL AND MEDICAL CENTER			12	100%	12
TMH PHYSICIAN PARTNERS - MONTICELLO		10	2	17%	12
YORKVILLE PEDIATRIC URGENT CARE		12			12
SUMMIT ATLANTIC SURGERY CENTER		12			12
HAVEN HOSPICE			12	100%	12

COVID-19: testing by laboratory

Data through Mar 1, 2021 verified as of Mar 2, 2021 at 09:25 AM

Data in this report are provisional and subject to change.

The numbers in the table below represent the number of Florida and non-Florida residents for whom test results were received by the Department of Health. A person can be tested by more than one laboratory and can have both positive and negative results. **Therefore, the sum of the numbers in each column will be larger than the total number of people tested.**

Reporting lab	Inconclusive	Negative	Positive	Percent positive	Total
MINUTECLINIC, LLC #4230		9	3	25%	12
MC DIAGNOSTIC OF CONNECTICUT, PC #1960		12			12
DELRAY BEACH FACIAL PLASTIC SURGERY		12			12
LEON CHD		12			12
THE VILLAGES HEALTH		7	5	42%	12
CVS MINUTE CLINIC, LLC		10	2	17%	12
MEDEXPRESS URGENT CARE-ALTOONA		10	2	17%	12
INNOVATIVE RESEARCH OF WEST FLORIDA		9	3	25%	12
GRAND VILLA OF DEL RAY WEST		11	1	8%	12
BAPTIST PRIMARY CARE PONTE VEDRA		6	6	50%	12
YUSRA MEDICAL ASSOCIATES PA		9	3	25%	12
COLLIER COUNTY HEALTH DEPT.		7	5	42%	12
FLORIDA DEPT OF HEALTH		4	8	67%	12
LIFE CARE OF PORT SAINT LUCIE		3	9	75%	12
PANCARE HEALTH - WEWA ELEMENTARY			12	100%	12
BROOKDALE CITRUS			12	100%	12
PT&J REHAB - VILLAGE OF ROYAL PALM BEACH		12			12
TLC FAMILY CARE HOME INC		12			12
APPLE DIAGNOSTICS LAB		5	7	58%	12
BIG BEND HOSPICE INC		12			12
KIDSWOOD PEDIATRICS CORP		4	8	67%	12
NAPLES GREEN VILLAGE		12			12
MERIDIAN AT WATERWAYS, THE		10	2	17%	12
GLEN OAKS HEALTH AND REHABILITATION CENTER			12	100%	12
MED LABS DIAGNOSTICS		7	5	42%	12
ADVENTHEALTH MEDICAL GROUP CARE CLINIC AT		8	4	33%	12
MULBERRY CARE CENTER		7	5	42%	12
VERITAS RESEARCH CORP			12	100%	12
FAMILY MEDICINE AT LONGWOOD			12	100%	12
SOMA MEDICAL CENTER, P.A.			12	100%	12
CITY OF OCALA EMPLOYEE HEALTH AND WELLNESS CENTER		9	3	25%	12
FHCP-PORT ORANGE		3	9	75%	12
Lady Lake Specialty Care			12	100%	12
MERCY MEDICAL CENTER		5	7	58%	12
LEE PHYSICIAN GROUP		11	1	8%	12
SUWANNEE COUNTY JAIL		11	1	8%	12
SAMARITAN MEDICAL CENTER		12			12
ORMOND MEDICAL ARTS		3	9	75%	12
MADISON COUNTY HEALTH DEPARTMENT		5	7	58%	12
WALGREEN		4	8	67%	12
ST VINCENTS AMBULATORY CARE INC DBA		9	3	25%	12
St Joseph's Hospital & Medical Center		10	1	9%	11
VIRTUA WEST JERSEY HOSPITAL VOORHEES		9	2	18%	11
FIRST CHOICE PEDIATRICS WINTER SPRINGS		10	1	9%	11
PINELLAS COUNTY HEALTH DEPARTMENT		2	9	82%	11
FAMILY MEDICINE AT HUNTERS CREEK		11			11
St. Annes Nursing Center, St. Annes Residence, Inc.		11			11

COVID-19: testing by laboratory

Data through Mar 1, 2021 verified as of Mar 2, 2021 at 09:25 AM

Data in this report are provisional and subject to change.

The numbers in the table below represent the number of Florida and non-Florida residents for whom test results were received by the Department of Health. A person can be tested by more than one laboratory and can have both positive and negative results. **Therefore, the sum of the numbers in each column will be larger than the total number of people tested.**

Reporting lab	Inconclusive	Negative	Positive	Percent positive	Total
MINUTE CLINIC		1	10	91%	11
ALCOVE ASSISTED LIVING FACILITY		11			11
RIVERSIDE MEDICAL GROUP		10	1	9%	11
MONTEFIORE MEDICAL CENTER LABORATORIES - WEILER		7	4	36%	11
THE TERRACE OF SAINT CLOUD		9	2	18%	11
FLORIDA DEPARTMENT OF HEALTH WASHINGTON COUNTY		6	5	45%	11
GRAND VILLA OF LARGO		9	2	18%	11
MORTON PLANT NORTH BAY HOSPITAL			11	100%	11
CVS NC3516POCT WINSTON SALEM		9	2	18%	11
AZALEA HEALTH		2	9	82%	11
Solaris Healthcare Pensacola			11	100%	11
PALM BEACH PATHOLOGY		9	2	18%	11
ADVENTIST HEALTH SYSTEM FLORIDA DEPT OF HEALTH		7	4	36%	11
ELITE HOME HEALTH SERVICES		11			11
JOHN W NORRIS III MD PA	1		10	91%	11
SEMORAN FAMILY HEALTH LLC		10	1	9%	11
TROPICANA		5	6	55%	11
GENESIS		7	4	36%	11
CITY OF CLEARWATER EMPLOYEE HEALTH CENTER		3	8	73%	11
LIFE'S SPECIAL MOMENTS INC		11			11
WANTAGH URGENT CARE		8	3	27%	11
Rosewood Healthcare and Rehabilitation Center		5	6	55%	11
GADSDEN REGIONAL MEDICAL CENTER		11			11
CARROLL GARDENS URGENT CARE		11			11
CVS TX8321POCT MCKINNEY		11			11
CVS MINUTE CLINIC DIAGNOSTIC PA		9	2	18%	11
LEHIGH VALLEY HOSPITAL		3	8	73%	11
NIGHT LITE PEDIATRICS CENTER, LLC		1	10	91%	11
IGENEX INC		11			11
RUSSELL MEDICAL CENTER		10	1	9%	11
GAMMA DIAGNOSTIC LAB LLC			11	100%	11
WINTER PARK CARE AND REHABILITATION			11	100%	11
ASSOCIATES MD CYPRESS CREEK			11	100%	11
CULINARY INSTITUTE OF AMERICA STUDENT	3	8			11
MOUNT DORA PEDIATRICS		9	2	18%	11
CVS HEALTH, #3396		11			11
TELEVISIT PALM BAY FAMILY PRACTICE		9	2	18%	11
DMH STEINHATCHEE FAMILY MEDICINE		8	3	27%	11
CAMBRIDGE SECURITY SERVICES		11			11
STATCARE URGENT AND WALK-IN MEDICAL CA		10	1	9%	11
MHHS All Lab Subsection		11			11
MEYER PEDIATRICS CHTD		11			11
SEBRING PEDIATRICS LLC			11	100%	11
NORTH OKALOOSA PHYSICIAN GROUP		10	1	9%	11
UNIVERSITY CENTRA CARE		10	1	9%	11
HUNTINGTON URGENT CARE		10	1	9%	11
ILLINOIS DEPT OF PUBLIC HEALTH LAB - SPRINGFIELD			11	100%	11

COVID-19: testing by laboratory

Data through Mar 1, 2021 verified as of Mar 2, 2021 at 09:25 AM

Data in this report are provisional and subject to change.

The numbers in the table below represent the number of Florida and non-Florida residents for whom test results were received by the Department of Health. A person can be tested by more than one laboratory and can have both positive and negative results. **Therefore, the sum of the numbers in each column will be larger than the total number of people tested.**

Reporting lab	Inconclusive	Negative	Positive	Percent positive	Total
PRIMECARE ACQUISITION FAMILY PRACTICE INC		11			11
PRIMECARE AT PORT ORANGE			11	100%	11
FAMILY PRACTICE ON THE GO		6	5	45%	11
CARLOS PORTU MD, PLLC			11	100%	11
BIOTECH CLINICAL LABORATORIES, INC.		1	10	91%	11
CARINGTON MANOR		11			11
MEDEXPRESS URGENT CARE- MARYLAND		10	1	9%	11
FLORIDA HOSPITAL PHYSICIAN GROUP		3	8	73%	11
UMHC/SYLVESTER AT KENDALL		1	10	91%	11
45TH 1		11			11
SENIOR HOME CARE INC		11			11
BRONSON FIRE DEPARTMENT		11			11
AIM LABORATORIES			11	100%	11
ORLANDO ORTHOPAEDIC OUTPATIENT SURGERY CENTER LLC		8	3	27%	11
WATSON HEALTHCARE		8	3	27%	11
WELLMED AT SOUTH PARSONS		9	2	18%	11
MEDICAL CENTER AFFILIATES WEST PALM			11	100%	11
REDMED CLINIC OF ARLINGTON		10	1	9%	11
CVS MINUTE CLINIC DIAGNOSTIC OF WISCONSIN		11			11
MEDEX REGIONAL LABORATORIES LLC		1	9	90%	10
NOT INDICATED		1	9	90%	10
CVS MINUTE CLINIC DIAGNOSTIC MED GRP OF CA		10			10
MINUTECLINIC DIAGNOSTIC OF NEW MEXICO		10			10
HIGH TOWER ALF LLC		9	1	10%	10
CROSSROADS URGENT CARE, PLLC		10			10
KIDSVILLE PEDIATRICS			10	100%	10
PM PEDIATRICS		10			10
CARENOW URGENT CARE - EAST NASHVILLE		8	2	20%	10
WALGREENS #04618		9	1	10%	10
FRUITVILLE URGENT CARE			10	100%	10
EMERALD COAST HOSPICE - CRESTVIEW		10			10
MINUTECLINIC DIAGNOSTIC OF PA, LLC (1036)		8	2	20%	10
PBC PREMIER FAMILY HEALTH			10	100%	10
MOLECULAR PATHOLOGY LABORATORY			10	100%	10
HEALTH NETWORK LABORATORIES		6	4	40%	10
RIVERWOOD CENTER,THE			10	100%	10
MEDLABS DIAGNOSTICS		8	2	20%	10
CVA MINUTE CLINIC DIAGNOSTIC OF VIRGINIA, LLC		10			10
CONSULATE HEALTH CARE OF PENSACOLA			10	100%	10
ESTATES MEDICAL CENTER INC			10	100%	10
MOSOLF PEDIATRICS			10	100%	10
HNL LAB MEDICINE		7	3	30%	10
URGENT CARE OF NEW YORK		10			10
STATEN ISLAND UNIVERSITY HOSPITAL SEGUINE AVE		9	1	10%	10
BROWARD HEALTH CARE			10	100%	10
MEDEXPRESS URGENT CARE PARKERSBURG		8	2	20%	10
DES PLAINES CLINICAL LAB		3	7	70%	10

COVID-19: testing by laboratory

Data through Mar 1, 2021 verified as of Mar 2, 2021 at 09:25 AM

Data in this report are provisional and subject to change.

The numbers in the table below represent the number of Florida and non-Florida residents for whom test results were received by the Department of Health. A person can be tested by more than one laboratory and can have both positive and negative results. **Therefore, the sum of the numbers in each column will be larger than the total number of people tested.**

Reporting lab	Inconclusive	Negative	Positive	Percent positive	Total
Westchester General Hospital			10	100%	10
BRIDGE DIAGNOSTICS			10	100%	10
MEDEXPRESS URGENT CARE CHARLESTON		6	4	40%	10
VASCONCELLO COHEN MD PA		9	1	10%	10
AMBRY GENETICS CORPORATION		10			10
PANCARE HEALTH - VERNON ELEMENTARY			10	100%	10
RICHMOND UNIVERSITY MEDICAL CENTER		8	2	20%	10
ASHRAF MEDICAL GROUP PLLC DBA PULSE M		9	1	10%	10
MONROE COUNTY HOSPITAL		7	3	30%	10
ONEIDA HEALTHCARE CENTER		8	2	20%	10
MC DIAGNOSTIC OF CONNECTICUT, PC # 257		9	1	10%	10
AVALON FAMILY RESORT ASSISTED LIVING LLC		10			10
NIGHT OWL PEDIATRICS URGENT CARE			10	100%	10
SUPERIOR RESIDENCES OF CLERMONT		2	8	80%	10
FLEMING ISLAND CENTER FOR CLINICAL RESEARCH		10			10
MEDEXPRESS URGENT CARE - WINCHESTER GATEWAY		8	2	20%	10
SAVANNAH MANOR ASSISTED LIVING COMMUNITY			10	100%	10
ADVENTIST HEALTH SYSTEM		9	1	10%	10
ISLAND COAST PEDIATRICS IN-HOUSE LAB		10			10
MAIMONIDES MEDICAL CENTER		7	3	30%	10
VITALANT		1	9	90%	10
ARBORS OF GULF BREEZE, THE		8	2	20%	10
URGENT CARE CENTER AT PINNACLE		4	6	60%	10
MINUTECLINIC DIAGNOSTIC OF TN PC #6415		9	1	10%	10
Hialeah Nursing And Rehabilitation Center		6	4	40%	10
NEW JERSEY DEPARTMENT OF HEALTH COMMUNICABLE DISEASE SERVICE		3	7	70%	10
CARENOW URGENT CARE-DONELSON		7	3	30%	10
PHYSICIANS REGIONAL MEDICAL CTR - COLLIER BLVD			10	100%	10
ACCESS PHARMACY		10			10
RPC@HODGES		2	8	80%	10
VENICE GREEN VILLAGE		3	7	70%	10
PPD - IXLAYER		9	1	10%	10
PRORENATA LABS		2	8	80%	10
MINUTECLINIC DIAGNOSTIC OF RHODE ISLAND		7	3	30%	10
HCR MANORCARE		10			10
BELLE GLADES HEALTH CLINIC			10	100%	10
MEDEXPRESS URGENT CARE-KATY		7	3	30%	10
METHODIST HOSPITAL			10	100%	10
BEAUMONT LABORATORY			10	100%	10
NORTON HEALTHCARE			10	100%	10
MEDEXPRESS URGENT CARE - SALEM		6	4	40%	10
AMERICAN HOUSE FORT MYERS		10			10
MEDEXPRESS URGENT CARE - LAFAYETTE		9	1	10%	10
MEDEXPRESS URGENT CARE - CHRISTIANBURG		7	3	30%	10
LAKE BALDWIN CBOC		9	1	10%	10
BAYFRONT FAMILY HEALTH CENTER			10	100%	10
ALABAMA DEPARTMENT OF PUBLIC HEALTH		1	9	90%	10

COVID-19: testing by laboratory

Data through Mar 1, 2021 verified as of Mar 2, 2021 at 09:25 AM

Data in this report are provisional and subject to change.

The numbers in the table below represent the number of Florida and non-Florida residents for whom test results were received by the Department of Health. A person can be tested by more than one laboratory and can have both positive and negative results. **Therefore, the sum of the numbers in each column will be larger than the total number of people tested.**

Reporting lab	Inconclusive	Negative	Positive	Percent positive	Total
PERSONAL PEDIATRICS PA		7	3	30%	10
MEDICAL LABORATORY DIAGNOSTICS			10	100%	10
COMMUNITY HEALTH CENTER		2	8	80%	10
PLYMOUTH HARBOR INCORPORATED		9	1	10%	10
JOHNS HOPKINS MEDICAL LABORATORIES		1	9	90%	10
LUXOR SCIENTIFIC LLC		1	9	90%	10
ACCESS HOME HEALTH OF FLORIDA LLC		10			10
MAINSTREET FAMILY CARE			10	100%	10
RHODE ISLAND DEPARTMENT OF HEALTH			10	100%	10
LAKE NONA MEDICAL SERVICES		3	7	70%	10
TENNESSEE DEPARTMENT OF HEALTH (TDH) - CENTRAL LABORATORY		2	8	80%	10
BAYONET POINT HOSPITAL			10	100%	10
Maury Regional Hospital		6	4	40%	10
OCCUPATIONAL HEALTH CENTERS OF THE SOUTHWEST PA		9	1	10%	10
CORONA PATHOLOGY		10			10
RED MOUNTAIN DIAGNOSTICS		10			10
MINUTE CLINIC LLC #5733		10			10
DOC PAM PA		9	1	10%	10
URGENT CARE & FAMILY PRACTICE CENTER			10	100%	10
MISSOURI DEPARTMENT OF HEALTH AND SENIOR SERVICES			10	100%	10
MEDEXPRESS URGENT CARE - PANTOPS		9	1	10%	10
CVS MINUTE CLINIC DIAGNOSTIC OF TN #6044		9	1	10%	10
VETERNANS ADMINISTRATION			10	100%	10
LABORATORY MEDICINE CONSULTANTS-LMC PA		9	1	10%	10
PHASE2 LABS	2	6	2	20%	10
APPALACHIAN REGIONAL HEALTHCARE SYSTEM		10			10
CREATIVE TESTING SOLUTIONS		3	7	70%	10
BOCA RATON REGIONAL HOSPITAL LAB			10	100%	10
BROOKDALE PANAMA CITY		9	1	10%	10
SOMA MEDICAL CENTER, PA #4 FLORIDA MANGO			10	100%	10
CVS NC187POCT CHARLOTTE		10			10
OPTIMAL CARE PEDIATRICS			10	100%	10
CBC LAB		3	7	70%	10
ORLANDO HEALTH PHYSICIAN ASSOCIATES		4	5	56%	9
ORLANDO ORTHOPAEDIC OUTPATIENT SURGERY CENTER		5	4	44%	9
CVS PHARMACY NO 274		9			9
PATEL MEDICAL VENTURES		8	1	11%	9
PALM BAY URGENT CARE PL		1	8	89%	9
FAMILY HEALTH CENTER AT PORT ST JOHN		4	5	56%	9
EMERGENCY MEDICAL CENTER		3	6	67%	9
MEDEXPRESS URGENT CARE - BENTON HARBOR		9			9
WINDSOR OF SAN PABLO, THE		6	3	33%	9
MEDEXPRESS URGENT CARE - SWANSEA, N ILLINOIS ST		8	1	11%	9
OUR HOME AT BEACON HILL			9	100%	9
BUENA VIDA ESTATES			9	100%	9
SAMARITAN HOSPITAL LABORATORY		8	1	11%	9
RIVERVIEW REGIONAL MEDICAL CENTER		7	2	22%	9

COVID-19: testing by laboratory

Data through Mar 1, 2021 verified as of Mar 2, 2021 at 09:25 AM

Data in this report are provisional and subject to change.

The numbers in the table below represent the number of Florida and non-Florida residents for whom test results were received by the Department of Health. A person can be tested by more than one laboratory and can have both positive and negative results. **Therefore, the sum of the numbers in each column will be larger than the total number of people tested.**

Reporting lab	Inconclusive	Negative	Positive	Percent positive	Total
Consulate Health Care of Brandon		7	2	22%	9
COLLIER BLVD HMA PHYSICIAN MANAGEMENT,, LLC			9	100%	9
NATURE COAST REGIONAL MEDICAL CENTER			9	100%	9
BAPTIST PEDIATRICS		6	3	33%	9
HEALTH MED HOME CARE, LLC		9			9
BERRYHILL MANOR		9			9
MINUTECLINIC DIAGNOSTIC OF OKLAHOMA		7	2	22%	9
UCARE			9	100%	9
ORANGE PARK PEDIATRIC ASSOCIATES		1	8	89%	9
FAMILY PRACTICE OF DAVIE INC			9	100%	9
MAGNOLIA MANOR			9	100%	9
ADVENT HEALTH - FOUR CORNERS ER		8	1	11%	9
LAKEVIEW HEALTH SYSTEMS			9	100%	9
CARENOW URGENT CARE-MT JULIET		8	1	11%	9
REMISE OCCUPATIONAL HEALTH SOLUTIONS INC			9	100%	9
LOREY ALF		9			9
CITY OF NAPLES FIRE RESCUE		7	2	22%	9
Manor Care of Dunedin		6	3	33%	9
CARENOW URGENT CARE-HERMITAGE		5	4	44%	9
Fouraker Hills Rehab and Nursing			9	100%	9
ORLANDO MEDICAL CENTER PL		1	8	89%	9
OPTUM SILVER LAKES			9	100%	9
WADSWORTH CENTER - DAVID AXELROD INSTITUTE		8	1	11%	9
THE MARY IMOGENE BASSETT HOSPITAL		9			9
PRECISION GENETICS			9	100%	9
MINUTE-CLINIC DIAGNOSTIC OF VIRGINIA		8	1	11%	9
HAWTHORNE INN OF LAKELAND		9			9
CVS NY491POCT JACKSON HEIGHTS		9			9
ST JUDE LABORATORIES		7	2	22%	9
NEW HAMPSHIRE DEPARTMENT OF HEALTH AND HUMAN SERVICES		3	6	67%	9
ROSEMONT GARDENS INC		9			9
MINUTECLINIC, LLC #4682		5	4	44%	9
MINUTECLINIC INCORPORATE, LLC		7	2	22%	9
BRENNITY AT VERO BEACH, THE			9	100%	9
MINUTECLINIC DIAGNOSTIC OF NORTH CAROLINA, PC		8	1	11%	9
CVS NC7588POCT ASHEVILLE		6	3	33%	9
DAVID LAWRENCE CENTER INC		7	2	22%	9
VILLAGE PLACE HEALTH AND REHAB		9			9
WINDSOR OF GAINESVILLE		9			9
OMNI			9	100%	9
PINELLAS PARK FIRE DEPARTMENT		9			9
GULF COAST MEDICAL GROUP		2	7	78%	9
NORTHWEST FLORIDA COMMUNITY HOSPITAL LABORATORY		8	1	11%	9
MEDEXPRESS URGENT CARE MONACA		9			9
BAYFRONT HEALTH ST PETERSBURG		8	1	11%	9
NIGHT LITE PEDIATRICS CENTER		1	8	89%	9
MINUTE CLINIC LLC #1448		8	1	11%	9

COVID-19: testing by laboratory

Data through Mar 1, 2021 verified as of Mar 2, 2021 at 09:25 AM

Data in this report are provisional and subject to change.

The numbers in the table below represent the number of Florida and non-Florida residents for whom test results were received by the Department of Health. A person can be tested by more than one laboratory and can have both positive and negative results. **Therefore, the sum of the numbers in each column will be larger than the total number of people tested.**

Reporting lab	Inconclusive	Negative	Positive	Percent positive	Total
CHILDREN'S HEALTH CENTER INC.		7	2	22%	9
Signature Healthcare of Ormond		9			9
PRIME MEDICAL CARE, LLC		9			9
FLORIDA MENTOR		7	2	22%	9
MICHIGAN DEPARTMENT OF COMMUNITY HEALTH		1	8	89%	9
MINUTE CLINIC DIAGNOSTIC OF TEXAS, LLC		9			9
GLADES COUNTY DETENTION CENTER			9	100%	9
CHILDREN'S HEALTHCARE OF ATLANTA/EGLESTON		9			9
CLAYMED OF NORTH FLORIDA			9	100%	9
MINUTECLINIC, LLC, DBA MINUTECLINIC #6106		7	2	22%	9
CVS M08590POCT KANSAS CITY		5	4	44%	9
Casa Mora Rehabilitation & Extended Care		9			9
BROWNE MEDICAL		7	2	22%	9
MINUTE CLINIC DIAGNOSTIC OF SC, LLC #42		8	1	11%	9
COLLIER HMA PHYSICIAN MANAGEMENT, LLC		1	8	89%	9
UNIVERSITY MEDICAL CENTER		8	1	11%	9
ENCOMPASS HOME HEALTH OF THE SOUTHEAST LLC		9			9
CVS MINUTE CLINIC DIAGNOSTIC		8	1	11%	9
FLORIDA HOSPITAL WINTER PARK		7	2	22%	9
MINUTECLINIC DIAGNOSTIC OF TN PC #6363		8	1	11%	9
CVS MINUTE CLINIC DIAGNOSTIC OF TEXAS, LLC		9			9
CHEMISYS LABORATORIES		1	8	89%	9
MINUTECLINIC, LLC, #4160		6	3	33%	9
ANY LAB TEST NOW INC			9	100%	9
ALLIANCE HEALTH AND REHABILITATION CENTER		9			9
MOBILE RESPONSE DIAGNOSTICS LLC		8	1	11%	9
CLEVELAND TENNESSEE HOSPITAL COMPANY		8	1	11%	9
WESTPAC LABS INC	1		8	89%	9
ROSECASTLE			9	100%	9
FOX FAMILY PRACTICE		9			9
LAKE NONA MEDICAL SERVICE LLC		9			9
PEDIATRIC HEALTH CARE ALLIANCE			9	100%	9
INSPIRED LIVING AT PALM BAY		7	2	22%	9
NEMOURS CHILDREN'S PRIMARY CARE VERO BEACH			9	100%	9
MINUTECLINIC DIAGNOSTIC OF MINNESOTA		9			9
NORTHSHORE UNIVERSITY HEALTHSYSTEM EVANSTON HOSPITAL LAB			9	100%	9
LONGWOOD PEDIATRICS LLC			9	100%	9
ALACHUA			9	100%	9
RICH STREET GROUP HOME		2	7	78%	9
FLORIDA MEDICAL CL ODOM TPA		4	5	56%	9
ASSOCIATES IN MEDICINE		7	2	22%	9
WESTCHESTER GENERAL HOSPITAL BLOOD GAS LAB			9	100%	9
ST JOSEPH WOMENS HOSPITAL			9	100%	9
MINUTECLINIC DIAGNOSTIC OF NEW JERSEY, LLC # 7069		9			9
GCPM MANUAL MICROBIOLOGY		1	8	89%	9
MIDMICHIGAN MEDICAL CENTER			9	100%	9
AFC URGENT CARE - CEDAR GROVE		9			9

COVID-19: testing by laboratory

Data through Mar 1, 2021 verified as of Mar 2, 2021 at 09:25 AM

Data in this report are provisional and subject to change.

The numbers in the table below represent the number of Florida and non-Florida residents for whom test results were received by the Department of Health. A person can be tested by more than one laboratory and can have both positive and negative results. **Therefore, the sum of the numbers in each column will be larger than the total number of people tested.**

Reporting lab	Inconclusive	Negative	Positive	Percent positive	Total
LAKE CONWAY URGENT CARE LLC		2	6	75%	8
SOUTH FLORIDA BAPTIST HOSPITAL			8	100%	8
CLEARWATER PEDIATRIC CARE		1	7	88%	8
CVS TN5601POCT LENOIR CITY		8			8
WATERFORD AT CREEKSIDE, THE			8	100%	8
GRAND AVE PHARMACY		1	7	88%	8
MEDEXPRESS URGENT CARE - FORT WORTH S		7	1	13%	8
KEY TRAINING CENTER			8	100%	8
ST CLOUD PHYSICIAN MANAGMENT LLC		7	1	13%	8
FAST PACE MEDICAL CLINIC PLLC		6	2	25%	8
INTERNAL MEDICINE AND AESTHETICS OF NAPLES LLC		8			8
ROBERT WOOD JOHNSON HOSPITAL		7	1	13%	8
CARENOW URGENT CARE-GREEN HILLS		8			8
ARCHBOLD MEMORIAL HOSPITAL/LAB		3	5	63%	8
MINUTECLINIC DIAGNOSTIC OF TN PC #386		7	1	13%	8
VIGILINT HEALTHCARE		5	3	38%	8
BARTON PARKER OD PC		8			8
TRUE HEALTH		5	3	38%	8
GENEUS DIAGNOSTICS			8	100%	8
VAIL VALLEY MEDICAL CENTER			8	100%	8
BENSONHURST URGENT CARE		8			8
BAPTIST OUTPATIENT			8	100%	8
MINUTECLINIC, LLC #244		7	1	13%	8
COLUMBIA MEMORIAL HOSPITAL		8			8
IONA COLLEGE HEALTH & WELLNESS CENTER		8			8
SURGOINSVILLE PHARMACY		8			8
LIFE CARE CITRUS COUNTY			8	100%	8
CIAN DIAGNOSTICS			8	100%	8
URGENT TEAM MANAGEMENT OF TENNESSEE		7	1	13%	8
EDWARD S BENNETT MD PLLC		8			8
CVS NC2357POCT HUNTERSVILLE		7	1	13%	8
CVS MINUTE CLINIC DIAGNOSTIC OF NEW JERSEY		8			8
West Gate Village, LLC		8			8
MINUTECLINIC, LLC #1470		8			8
CIGNA ONSITE HEALTH LLC		2	6	75%	8
X-GENE MOLECULAR LABS		1	7	88%	8
ADVANCED RESEARCH FOR HEALTH IMPROVEMENT		6	2	25%	8
ARTHREX MEDICAL CENTER EAST		4	4	50%	8
CVS MINUTE CLINIC DIAGNOSTIC PA #3060		7	1	13%	8
HEALTHMARK REGIONAL HOSPITAL LAB		4	4	50%	8
PACIFICA SUNRISE☐			8	100%	8
CAN COMMUNITY HEALTH, INC		8			8
OKLAHOMA STATE DEPARTMENT OF HEALTH-PUBLIC HEALTH LABORATORY			8	100%	8
ORMOND BEACH CENTRA CARE			8	100%	8
NITIN BAWA PROFESSIONAL ASSOCIATES			8	100%	8
DOH-TAMPA BRANCH LABORATORY (MLK BLVD)		4	4	50%	8
ANYLABTEST NOW		2	6	75%	8

COVID-19: testing by laboratory

Data through Mar 1, 2021 verified as of Mar 2, 2021 at 09:25 AM

Data in this report are provisional and subject to change.

The numbers in the table below represent the number of Florida and non-Florida residents for whom test results were received by the Department of Health. A person can be tested by more than one laboratory and can have both positive and negative results. **Therefore, the sum of the numbers in each column will be larger than the total number of people tested.**

Reporting lab	Inconclusive	Negative	Positive	Percent positive	Total
CARE ATC - CITY OF BOYNTON BEACH	1	2	5	63%	8
CVS MINUTE CLINIC DIAGNOSTIC OF VIRGINIA		8			8
URGENT MEDICAL CENTER INC		2	6	75%	8
GENE STREET LABORATORIES, LLC		6	2	25%	8
DEPARTMENT OF HEALTH- CITRUS COUNTY		1	7	88%	8
SEA LEVEL LABS			8	100%	8
CVS HEALTH MINUTE CLINIC		1	7	88%	8
HOLY NAME MEDICAL CENTER	1	6	1	13%	8
PUTNAM FAMILY CARE INC		3	5	63%	8
MID-HUDSON VALLEY DIVISION OF WESTCHESTER MEDICAL		8			8
MINUTECLINIC DIAGNOSTIC OF TN PC #5671		5	3	38%	8
LAKELAND REGIONAL HEALTH GRASSLANDS		7	1	13%	8
WELLIGENT		1	7	88%	8
UHEALTH UNIVERSITY OF MIAMI			8	100%	8
MINUTECLINIC, LLC, MINUTECLINIC #7637		6	2	25%	8
ST VINCENT'S ST CLAIR		5	3	38%	8
FOUNTAINVIEW BY FIVE STAR QUALITY CARE		7	1	13%	8
GOLISANO CHILDREN'S HOSPITAL OF SOUTHWEST FLORIDA		6	2	25%	8
SMH PHYSICIAN SERVICES INC		8			8
FLORIDA CLINICAL LAB		1	7	88%	8
INTEGRATED FAMILY MEDICAL CENTER			8	100%	8
MINUTECLINIC DIAGNOSTIC OF TN PC #242		5	3	38%	8
MEDEXPRESS URGENT CARE, BUTLER		5	3	38%	8
CONSULATE HEALTH CARE		7	1	13%	8
PENSACOLA CLUSTER			8	100%	8
DORAL URGENT CARE			8	100%	8
MEDEXPRESS ELKINS		8			8
MEDEXPRESS URGENT CARE-LATROBE		8			8
MEDEXPRESS URGENT CARE - BEECH GROVE		7	1	13%	8
DOCTOR'S IN HOUSE LAB			8	100%	8
MONTEFIORE NYACK HOSPITAL AFFILIATED LABORATORY		8			8
NEW YORK PRESBYTERIAN - LOWER MANHATTAN		8			8
HARBORCHASE OF DR PHILLIPS		7	1	13%	8
LANE PEDIATRICS PA			8	100%	8
ATLANTIC CONSOLIDATED LABORATORY		8			8
STPET		6	2	25%	8
IU HEALTH PATHOLOGY		1	7	88%	8
JOHN T MATHER MEMORIAL HOSPITAL LABORATORY		7	1	13%	8
FHPG_EXP CARE W HILLSBOROUGH			8	100%	8
SOUTHEASTERN PEDIATRIC ASSOCIATES			8	100%	8
MED & CO INVESTMENT LLC		7	1	13%	8
CAREPOINT CLINIC		5	3	38%	8
SOMA MEDICAL CENTER MD PA #7 PEDIATRICS			8	100%	8
MINUTE CLINIC DIAGNOSTIC OF SOUTH CAROLINA		6	2	25%	8
DOTHAN PEDIATRIC CLINIC			8	100%	8
MINUTECLINIC DIAGNOSTIC OF SC, LLC #2		7	1	13%	8
BLOOMING GARDENS OF CARE INC		8			8

COVID-19: testing by laboratory

Data through Mar 1, 2021 verified as of Mar 2, 2021 at 09:25 AM

Data in this report are provisional and subject to change.

The numbers in the table below represent the number of Florida and non-Florida residents for whom test results were received by the Department of Health. A person can be tested by more than one laboratory and can have both positive and negative results. **Therefore, the sum of the numbers in each column will be larger than the total number of people tested.**

Reporting lab	Inconclusive	Negative	Positive	Percent positive	Total
HUNTINGTON VILLAGE URGENT CARE		8			8
RAYMOND BASRI MD		8			8
EXECUTIVE MEDICAL SERVICES		8			8
ALBION COLLEGE (ABBOTT)		8			8
KEY WEST URGENT CARE, INC		3	5	63%	8
Avalon Healthcare and Rehabilitation Center			8	100%	8
FLORIDA HEART AND VASCULAR MULTISPECIALTY GROUP		8			8
ALLEGRO - TAMPA	1	4	3	38%	8
MINUTECLINIC DIAGNOSTIC OF ILLINOIS LL		8			8
AMERICAN ESOTERIC LAB-BIRMINGHAM		8			8
IMMEDIATE CARE PA		7	1	13%	8
INTERNAL MEDICINE ASSOCIATES OF JACKSON HOSPITAL			8	100%	8
SYLVESTER AT PLANTATION LABORATORY		7	1	13%	8
ALACHUA COUNTY HEALTH DEPARTMENT		1	7	88%	8
MEDEXPRESS URGENT CARE - WASHINGTON		6	2	25%	8
PALM BEACH COUNTY HEALTH DEPARTMENT LABORATORY			8	100%	8
LAKE CO SCHOOLS EMPLOYEE HEALTH & WELLNESS CENTER	1	6	1	13%	8
ILLINOIS DEPARTMENT OF PUBLIC HEALTH			8	100%	8
NORTHSIDE HOSPITAL		2	6	75%	8
ALLINA HEALTH - ABBOTT NORTHWESTERN HOSPITAL		5	3	38%	8
DR PHILLIPS MEDICAL WELLNESS CENTER		8			8
FHCP-ORANGE CITY			8	100%	8
VETERANS AFFAIRS MEDICAL CENTER - OUTPATIENT			8	100%	8
APEX HOME HEALTH CARE		7	1	13%	8
BIOTECH PHARMACEUTICAL GROUP LLC			8	100%	8
MONTEFIORE MEDICAL CENTER LABORATORIES - NORTH		8			8
PALM BEACH CDH - DELRAY BEACH			8	100%	8
ST. JOSEPH HOSPITAL AND HEALTH CARE INC.			8	100%	8
JACKSON CLINIC PA,THE		4	4	50%	8
Sunset Lake Health and Rehabilitation Center		8			8
NASCAR EVENT MANAGEMENT, LLC		8			8
JX REF LAB			8	100%	8
BEAUMONT EMERGENCY CENTER			8	100%	8
ABC PEDIATRICS OF PORT ST LUCIE		8			8
MINUTE CLINIC LLC #10203		6	2	25%	8
MEDICANA NURSING AND REHAB CENTER			8	100%	8
LEMOYNE COLLEGE WELLNESS CENTER FOR		8			8
LIFELINK TISSUE BANK D/B/A LIFELINK TISSUE BANK		7	1	13%	8
ST CHARLES HOSPITAL LABORATORY		8			8
ADVENT HEALTH MEDICAL GROUP FAMILY AND INTERNAL MEDICINE AT AVALON PAR		7	1	13%	8
LEE COMMUNITY HEALTHCARE INC CAPE CORAL		8			8
THE WOLFF CENTER FOR CHILD & ADOLESCENT HEALTH			8	100%	8
WHITE SANDS OUTPATIENT SERVICES (WSOP SERVICES LLC)		8			8
WALK-IN MEDICAL CARE			8	100%	8
Nashville Central Laboratory		8			8
LAB UNKNOWN		6	2	25%	8
MINUTECLINIC LLC (1435)		7	1	13%	8

COVID-19: testing by laboratory

Data through Mar 1, 2021 verified as of Mar 2, 2021 at 09:25 AM

Data in this report are provisional and subject to change.

The numbers in the table below represent the number of Florida and non-Florida residents for whom test results were received by the Department of Health. A person can be tested by more than one laboratory and can have both positive and negative results. **Therefore, the sum of the numbers in each column will be larger than the total number of people tested.**

Reporting lab	Inconclusive	Negative	Positive	Percent positive	Total
MAGNOLIA PEDIATRICS GROUP LLC			8	100%	8
UNIVERSITY HOSPITALS OF CLEVELAND		4	4	50%	8
HEALTHPARK MEDICAL CTR NURSING SVC		8			8
THOMAS JEFFERSON UNIVERSITY HOSPITAL		4	4	50%	8
DOH JACKSONVILLE CENTRAL LABORATORY		3	5	63%	8
MINUTE CLINIC DIAGNOSTIC OF TN PC #64		8			8
PUTNAM COUNTY EMERGENCY RESCUE SERVICE		5	3	38%	8
DOCTOR'S IN-HOUSE LAB/COMMUNITY HEALTH CENTERS OF PINELLAS - CLEARWATE			8	100%	8
LMH SKILLED NURSING UNIT		7			7
CARENOW URGENT CARE-MADISON		7			7
LONG ISLAND JEWISH FOREST HILLS HOSPITAL		7			7
BOCA BIOLISTICS LLC			7	100%	7
KANSAS DEPARTMENT OF HEALTH		2	5	71%	7
WILDLIGHT LAB			7	100%	7
BAYCARE MEDICAL GROUP		1	6	86%	7
DOCTORS CLINICAL LABORATORY, INC		5	2	29%	7
Ocoee Health Care Center		7			7
HOLY GARDEN ALF, INC.		7			7
NEMOURS CHILDREN'S HOSPITAL			7	100%	7
EXPRESS TEST			7	100%	7
PANCARE HEALTH - HOSFORD SCHOOL			7	100%	7
NORTHDALE REHABILITATION CENTER			7	100%	7
SOUTH COM HEALTH CLINIC, DEPT. OF THE ARMY		7			7
CAYUGA COUNTY HEALTH DEPARTMENT		6	1	14%	7
BLOOMINGDALE PEDIATRIC ASSOCIATES PA			7	100%	7
Florida Clinical Laboratory		1	6	86%	7
BRADENTON PHYSICIANS MEDICAL CENTER			7	100%	7
VICTORIAN MANOR		2	5	71%	7
CURATIVE		1	6	86%	7
Parkside Villa		7			7
HEALTH AND WELLNESS CENTER		1	6	86%	7
CARENOW URGENT CARE-SOUTHLAKE			7	100%	7
CVS NJ617POCT CEDAR GROVE		6	1	14%	7
MINUTECLINIC DIAGNOSTIC OF TEXAS LLC		6	1	14%	7
NEMOURS CHILDREN'S URGENT			7	100%	7
WESTERN NEW YORK IMMEDIATE MEDICAL CAR		7			7
CVS MINUTE CLINIC DIAGNOSTIC OF TEXAS,LLC		5	2	29%	7
CVS NC4165POCT BREVARD		5	2	29%	7
SIMEDHEALTH LLC		2	5	71%	7
MIAMI BEACH COMMUNITY HEALTH CENTER INC			7	100%	7
FAMILY MEDICINE MEDICAL DRIVE		7			7
DELIVER MY MEDS CORP		7			7
IRL MARKET LAB			7	100%	7
EL PARAISO HOME INC		7			7
EP LTC PHARMACY		5	2	29%	7
LEE COUNTY HEALTH DEPARTMENT		4	3	43%	7
MINUTE CLINIC LLC #4017		7			7

COVID-19: testing by laboratory

Data through Mar 1, 2021 verified as of Mar 2, 2021 at 09:25 AM

Data in this report are provisional and subject to change.

The numbers in the table below represent the number of Florida and non-Florida residents for whom test results were received by the Department of Health. A person can be tested by more than one laboratory and can have both positive and negative results. **Therefore, the sum of the numbers in each column will be larger than the total number of people tested.**

Reporting lab	Inconclusive	Negative	Positive	Percent positive	Total
CAPRONA GROUP HOME		1	6	86%	7
MEDEXPRESS URGENT CARE - CLARKSBURG		7			7
SONORA QUEST LABORATORIES			7	100%	7
ORLANDO FAMILY MEDICAL INC		7			7
SOMA MEDICAL CENTER PA #4			7	100%	7
PREMIUM HEALTH CARE			7	100%	7
MINUTECLINIC DIAGNOSTIC OF VIRGINIA		7			7
PEDIATRICS URGENT CARE, LLC			7	100%	7
DALLAS COUNTY HEALTH AND HUMAN SERVICES			7	100%	7
LAKE PEDIATRICS			7	100%	7
CVS PHARMACY #8800		5	2	29%	7
MC DIAGNOSTIC OF CONNECTICUT, PC #1966		7			7
FLORIDA SCHOOL FOR THE DEAF AND THE BLIND			7	100%	7
KENDALL REGIONAL MEDICAL CNTR			7	100%	7
AVON PARK PEDIATRICS			7	100%	7
OSWEGO HOSPITAL LABORATORY		6	1	14%	7
MANATEE PEDIATRICS			7	100%	7
UF HEALTH			7	100%	7
QUE		4	3	43%	7
CARESOUTH HHA HOLDINGS OF TALLAHASSEE LLC		7			7
MEDEXPRESS URGENT CARE - STATE COLLEGE		5	2	29%	7
ABBAY MANOR RETIREMENT RESIDENCE INC		7			7
ELLIS HOSPITAL LABORATORY		6	1	14%	7
ACCENTCARE		7			7
MINUTECLINIC DIAGNOSTICS OF IND, LLC		7			7
COMPASSION PEDIATRICS		3	4	57%	7
URGENT CARE OF LONGWOOD			7	100%	7
VERMONT DEPARTMENT OF HEALTH		1	6	86%	7
MIAMI COMPREHENSIVE MEDICINE GROUP PA		4	3	43%	7
NORTH PINELLAS CHILDRENS MEDICAL CENTER INC			7	100%	7
TRUE HEALTH DIAGNOSTICS		1	6	86%	7
MINUTECLINIC, LLC #03965		7			7
FLORIDA DIGESTIVE AND LIVER SPECIALIST		7			7
GRAND VILLA OF MELBOURNE		5	2	29%	7
MINUTECLINIC #2860		5	2	29%	7
PBC FOUND CARE INC			7	100%	7
MINUTECLINIC DIAGNOSTIC OF NEW JERSEY,		6	1	14%	7
JUPITER ISLAND PUBLIC SAFETY		5	2	29%	7
Baptist Village Retirement Communities		7			7
UNIVERSITY OF MIAMI MILLER SCHOOL OF MEDICINE			7	100%	7
ORLANDO FAMILY PHYSICIANS			7	100%	7
OPTUM PRIMARY CARE - FOUNTAIN OAKS		3	4	57%	7
EMBRY-RIDDLE AERONAUTICAL UNIVERSITY HEALTH			7	100%	7
FLORIDA HOSPITAL KISSIMMEE		4	3	43%	7
FLORIDA HOSPITAL APOPKA		6	1	14%	7
GRAND VILLA OF PALM COAST		7			7
ST. CLOUD PHARMACY AND WELLNESS CENTER		3	4	57%	7

COVID-19: testing by laboratory

Data through Mar 1, 2021 verified as of Mar 2, 2021 at 09:25 AM

Data in this report are provisional and subject to change.

The numbers in the table below represent the number of Florida and non-Florida residents for whom test results were received by the Department of Health. A person can be tested by more than one laboratory and can have both positive and negative results. **Therefore, the sum of the numbers in each column will be larger than the total number of people tested.**

Reporting lab	Inconclusive	Negative	Positive	Percent positive	Total
MINUTECLINIC DIAG OF IND, LLC #2387		6	1	14%	7
BALTIMORE CITY HEALTH DEPT COMMUNICABLE DISEASES AND EPIDEMIOLOGY			7	100%	7
MINUTECLINIC DIAGNOSTIC OF MAINE, LLC		5	2	29%	7
PERSONAL PHYSICIAN CARE PA			7	100%	7
RIVER OAKS TREATMENT CENTER			7	100%	7
CVS OH2543POCT CANFIELD		5	2	29%	7
OCALA FAMILY MEDICAL CENTER		7			7
FLORIDA CENTER FOR DERMATOLOGY LABORATORY			7	100%	7
FHMG_FM AND IM AVALON PARK		2	5	71%	7
MEDEXPRESS URGENT CARE, JOHNSTOWN		6	1	14%	7
SCHOOL OF PHARMACY AND PHARMACEUTICAL		7			7
COMMUNITY MEDICAL AND DENTAL CARE INC		7			7
CLAY PRIMARY & FAMILY CARE LLC			7	100%	7
PENN MEDICINE PRINCETON MEDICAL CENTER		6	1	14%	7
NORTHERN DUTCHESS HOSPITAL LABORATORY		5	2	29%	7
NOVANT HEALTH INPATIENT CARE		2	5	71%	7
ATMORE NURSING CENTER		6	1	14%	7
PEDIATRICS OF CENTRAL FLORIDA		5	2	29%	7
DOCTOR'S IN-HOUSE LAB/COMMUNITY HEALTH CENTERS OF PINELLAS -PINELLAS P			7	100%	7
DYNAMIC HEALTH CENTERS INC		3	4	57%	7
LYNMOORE,THE		7			7
LIZS ADULT CARE		7			7
MINUTECLINIC DIAGNOSTIC OF TN PC #643		5	2	29%	7
PENINSULA CARE AND REHABILITATION CENTER			7	100%	7
BROOKDALE LAKE ORIENTA			7	100%	7
ST LUKES ROOSEVELT LABORATORY		7			7
ECLRS		2	5	71%	7
NYU WINTHROP HOSPITAL PATHOLOGY		7			7
LAWTON CHILES HEALTH CENTER		1	6	86%	7
MEDEXPRESS URGENT CARE - FAYETTEVILLE		5	2	29%	7
MEDEXPRESS URGENT CARE-DUBOIS		7			7
HEARTLAND PEDIATRICS OF LAKE PLACID			7	100%	7
ST CLOUD COMPOUNDING PHARMACY & WELLNESS CENTER		7			7
MINUTE CLINIC LLC #2775		7			7
DOTHAN WEST FAMILY MEDICINE		5	2	29%	7
FLORIDA CANCER SPECIALISTS & RESEARCH INSTITUTE		6	1	14%	7
GULF COAST PEDIATRICS OF SARASOTA PA		1	6	86%	7
NORTH FLORIDA MEDICAL CENTERS INC		1	6	86%	7
CVS CA9165POCT SAN DIEGO		7			7
WYOMING COUNTY COMMUNITY HOSPITAL LABORATORY		7			7
UNIVERSITY OF WASHINGTON MEDICAL CENTER			7	100%	7
GRACE WELLNESS CENTER LLC		6	1	14%	7
Thermopolis Rehabilitation Wellness		7			7
MINUTECLINIC, LLC #1586		5	2	29%	7
JOHNS HOPKINS ALL CHILDRENS			7	100%	7
MEDEXPRESS URGENT CARE - HOT SPRINGS		7			7
MINUTE CLINIC LLC #5706		6	1	14%	7

COVID-19: testing by laboratory

Data through Mar 1, 2021 verified as of Mar 2, 2021 at 09:25 AM

Data in this report are provisional and subject to change.

The numbers in the table below represent the number of Florida and non-Florida residents for whom test results were received by the Department of Health. A person can be tested by more than one laboratory and can have both positive and negative results. **Therefore, the sum of the numbers in each column will be larger than the total number of people tested.**

Reporting lab	Inconclusive	Negative	Positive	Percent positive	Total
SOUTH FLORIDA ENT ASSOCIATES, INC			7	100%	7
ST VINCENT'S CHILTON		5	2	29%	7
ADVENT HEALTH APOPKA		3	4	57%	7
MEDEXPRESS URGENT CARE - MAPLE DRIVE		7			7
HEALTH CARE LABORATORY SERVICES		1	6	86%	7
KEYSTONE PLACE AT NAPLES PRESERVE		4	3	43%	7
ORLANDO ORTHOPAEDIC CENTER		5	2	29%	7
LEPE'S HOUSE			7	100%	7
PASSPORT HEALTH			7	100%	7
SUPERIOR RESIDENCES AT CALA HILLS		7			7
GENTRY PARK ORLANDO ASSISTED LIVING		6	1	14%	7
PALM POINT BEHAVIORAL HEALTH		7			7
DIAGNOSTIC CLINIC		6	1	14%	7
MERCY HEALTH—MUSKEGON		6	1	14%	7
MEDEXPRESS URGENT CARE - STAUNTON		3	4	57%	7
MODMD LABORATORY		7			7
CVS PA6902POCT BRYN MAWR		5	2	29%	7
PALM HARBOR DERMATOLOGY		4	2	33%	6
BROWARD TRANSITIONAL CENTER			6	100%	6
TERENCE B MITCHELL MD, INC		2	4	67%	6
VITAS HEALTH INC			6	100%	6
TERRACINA LLC		1	5	83%	6
LUMADOC HEALTH		4	2	33%	6
FIRST COAST CARDIOVASCULAR INSTITUTE PA			6	100%	6
SUNRISE SENIOR LIVING OF JACKSONVILLE			6	100%	6
MEDEXPRESS URGENT CARE - HUNTINGTON WE		6			6
TIMBER CREEK PEDIATRICS		6			6
Signature Healthcare of Savannah		6			6
CAMELLIA AT DEERWOOD		2	4	67%	6
CVS SC7556POCT WEST COLUMBIA		6			6
DIXITKUMAR N MODI MD PA			6	100%	6
LEE COMMUNITY HEALTHCARE INC NORTH FORT MYERS		6			6
CVS NC6402POCT DAVIDSON		4	2	33%	6
MERCY COLLEGE HEALTH OFFICE		6			6
MINUTECLINIC DIAGNOSTIC OF VIRGINIA, LLC #255		6			6
BETH ISRAEL DEACONESS MEDICAL CENTER			6	100%	6
PHYSICIANS FOR CHILDREN			6	100%	6
PROHEALTH MED		1	5	83%	6
MINUTECLINIC LLC #5041		2	4	67%	6
CARE CENTERS OF NASSAU LLC MINER ROAD NORTH		6			6
AMERICAN EAGLE LEESBURG AL LLC DBA VISTA LAKE			6	100%	6
THE PALMS REHABILITATION AND HEALTHCARE CENTER		5	1	17%	6
MD NOW MEDICAL CENTER			6	100%	6
SUFFRIDGE DRIVE GROUP HOME		6			6
MEDEXPRESS URGENT CARE - RICHMOND, NINE MILE RD		5	1	17%	6
YAZJI PEDIATRIC CARE LLC DBA TUKA PEDIATRICS			6	100%	6
CVS NC5591POCT STATESVILLE		5	1	17%	6

COVID-19: testing by laboratory

Data through Mar 1, 2021 verified as of Mar 2, 2021 at 09:25 AM

Data in this report are provisional and subject to change.

The numbers in the table below represent the number of Florida and non-Florida residents for whom test results were received by the Department of Health. A person can be tested by more than one laboratory and can have both positive and negative results. **Therefore, the sum of the numbers in each column will be larger than the total number of people tested.**

Reporting lab	Inconclusive	Negative	Positive	Percent positive	Total
MINUTECLINIC, LLC #05038		6			6
CVS MINUTE CLINIC DIAG OF IND, LLC #6549		6			6
VIERA PEDIATRICS		1	5	83%	6
BOCA VIPEDIATRICS			6	100%	6
MINUTECLINIC MINUTECLINIC #8505		4	2	33%	6
MINUTECLINIC MINUTECLINIC #4977		4	2	33%	6
LEWIS COUNTY MANOR		6			6
NORTHEAST ALABAMA REGIONAL MEDICAL CENTER		3	3	50%	6
MINUTECLINIC, LLC, DBA MINUTECLINIC #6		6			6
PATHGROUP LABS, LLC		4	2	33%	6
BAYSHORE POINTE NURSING AND REHAB CENTER			6	100%	6
INTERNAL MEDICINE LIPID AND WELNNESS PRACTICE			6	100%	6
URGENT CARE HOUSECALLS PA		5	1	17%	6
CVS NV3210POCT LAS VEGAS		6			6
PEPIN ACADEMIES-PASCO		6			6
ENTRUST IMMEDIATE CARE			6	100%	6
GRAND VILLA OF DELRAY EAST		6			6
FLORIDA WOMAN CARE LABORATORY			6	100%	6
WELLMED AT BRANDON REGIONAL		5	1	17%	6
FAMILY TREE PRIMARY CARE		5	1	17%	6
TAMPA URGENT CARE			6	100%	6
MINUTE CLINIC INCORPORTE		6			6
SOUTHEASTERN DERMATOLOGY GROUP PA		5	1	17%	6
MINUTECLINIC DIAGNOSTIC OF SC, LLC #7		4	2	33%	6
MEDEXPRESS URGENT CARE - ELM GROVE		5	1	17%	6
DOCTORS EXPRESS OF ST PETERSBURG			6	100%	6
FLORIDA DEPARTMENT OF HEALTH IN MIAMI DADE COUNTY		5	1	17%	6
MEDEXPRESS URGENT CARE - BLUEFIELD		5	1	17%	6
AMERICAN HEALTH ASSOC. LABORATORY SOUTH		4	2	33%	6
MEDEXPRESS URGENT CARE-PETERS TWP		5	1	17%	6
SIGNATURE HEALTHCARE OF MIDDLEBURG		6			6
CVS MINUTE CLINIC, LLC #22		5	1	17%	6
CONCENTRA			6	100%	6
RANDOLPH DIABETES AND WELLNESS		5	1	17%	6
ATLANTIC COMMUNITY HIGH SCHOOL		5	1	17%	6
NORTH FLORIDA PEDIATRICS JASPER			6	100%	6
ST. LUCIE COUNTY HEALTH DEPARTMENT		4	2	33%	6
WATAUGA MEDICAL CENTER		4	2	33%	6
MINUTE CLINIC DIAGNOSTIC OF PENNSYLVANIA		6			6
CITYMD		1	5	83%	6
LOUISIANA DEPT OF HEALTH			6	100%	6
Kroger 673 - The Little Clinic Dallas		5	1	17%	6
MINUTECLINIC, LLC #03268		5	1	17%	6
CHILDREN'S HOSPITAL OF PHILADELPHIA		5	1	17%	6
CITIZENS BAPTIST MEDICAL CENTERS LAB		5	1	17%	6
SUMTER COUNTY HEALTH DEPARTMENT		1	5	83%	6
CRESTWOOD MEDICAL CENTER		4	2	33%	6

COVID-19: testing by laboratory

Data through Mar 1, 2021 verified as of Mar 2, 2021 at 09:25 AM

Data in this report are provisional and subject to change.

The numbers in the table below represent the number of Florida and non-Florida residents for whom test results were received by the Department of Health. A person can be tested by more than one laboratory and can have both positive and negative results. **Therefore, the sum of the numbers in each column will be larger than the total number of people tested.**

Reporting lab	Inconclusive	Negative	Positive	Percent positive	Total
LRHS Southeastern University		4	2	33%	6
INTERVENTIONAL REHABILITATION OF SOUTH FLORIDA			6	100%	6
PRESBYTERIAN HOME		6			6
OAK HARBOR ASSISTED LIVING FACILITY		4	2	33%	6
SANDGATE GARDENS REHAB & NURSING CENTER		3	3	50%	6
TAMIAMI LAB MILLENIUM			6	100%	6
BAYCARE ALLIANT HOSPITAL			6	100%	6
MARSHALL MEDICAL CENTER SOUTH LAB		5	1	17%	6
ASCENSION ST VINCENT'S CLAY COUNTY			6	100%	6
PALMS WEST HOSPITAL			6	100%	6
URGENT TEAM - MUSCLE SHOALS		6			6
MINUTECLINIC DIAGNOSTIC OF OHIO #7790		4	2	33%	6
Northwell Lab		2	4	67%	6
LISTENING DOCTOR PLLC, THE		1	5	83%	6
MINUTE-CLINIC DIAGNOSTIC OF VIRGINIA, LLC #2003		5	1	17%	6
AVANTE AT ORMOND BEACH INC			6	100%	6
Lenox on the Lake			6	100%	6
MINUTECLINIC DIAG OF IND LLC #6998		5	1	17%	6
LAKEVIEW TERRACE HOME HEALTH SERVICES LLC			6	100%	6
ENIGMA DIAGNOSTIC, INC.			6	100%	6
DR. PHILLIPS MEDICAL WELLNESS CENTER		3	3	50%	6
MEDEXPRESS URGENT CARE-PITTSFIELD		6			6
COMPASSION PEDIATRIC URGENT CARE LLC		2	4	67%	6
FLORIDA PREMIER MEDICAL CARE PA			6	100%	6
FLORIDA DEPARTMENT OF HEALTH IN SARASOTA COUNTY		5	1	17%	6
VIBRANT AMERICA		4	2	33%	6
SAINT PETER'S UNIVERSITY HOSPITAL		6			6
MC DIAGNOSTIC OF CONNECTICUT , PC # 3		4	2	33%	6
ARLINGTON OF NAPLES		6			6
MEDEXPRESS URGENT CARE - BATTLE CREEK		4	2	33%	6
RIVER CITY PRIMARY AND URGENT CARE			6	100%	6
CVS TX4397POCT CYPRESS		6			6
CVS NATIONAL HARBOR MD2297714CV		6			6
UNILAB		2	4	67%	6
EASTERN FLORIDA STATE COLLEGE - PALM BAY CAMPUS			6	100%	6
MINUTE CLINIC DIAG OF IND LLC #8674		6			6
MEDEXPRESS URGENT CARE - MT LEBANON		4	2	33%	6
MINUTE CLINIC DIAGNOSTIC OF MICHIGAN PC		6			6
CVS MINUTE CLINIC DIAGNOSTIC MED GRP OF SAN		4	2	33%	6
PR HEALTH		1	5	83%	6
DEPARTMENT OF HEALTH AND HUMAN SERVICES STATE OF NEW HAMPSHIRE			6	100%	6
INFINITY BIOLOGIX LLC OAKDALE		5	1	17%	6
GRACE REHABILITATION CENTER OF VERO BEACH		4	2	33%	6
MINUTECLINIC DIAGNOSTIC OF NEVADA #87		4	2	33%	6
THE CLINIC PREMISE HEALTH			6	100%	6
WIREGRASS MEDICAL CENTER			6	100%	6
QUICK CARE MED WALK IN AND URGENT CARE			6	100%	6

COVID-19: testing by laboratory

Data through Mar 1, 2021 verified as of Mar 2, 2021 at 09:25 AM

Data in this report are provisional and subject to change.

The numbers in the table below represent the number of Florida and non-Florida residents for whom test results were received by the Department of Health. A person can be tested by more than one laboratory and can have both positive and negative results. **Therefore, the sum of the numbers in each column will be larger than the total number of people tested.**

Reporting lab	Inconclusive	Negative	Positive	Percent positive	Total
BROOKDALE CLERMONT			6	100%	6
PANCARE HEALTH - KATE SMITH ELEMENTARY		1	5	83%	6
PARTNERS PHARMACY OF FLORIDA LLC		6			6
HUNTERS CREEK PEDIATRICS		6			6
HOLLY HILL HOME INFUSION SERVICE		5	1	17%	6
CAPITAL HEALTH PLAN LABORATORIES			6	100%	6
ANTHONY-BROWN PHARMACY		6			6
UNILAB OF DADE INC			6	100%	6
PEDIATRICS IN BREVARD-COCOA BEACH		2	4	67%	6
ST. PETERSBURG PEDIATRICS			6	100%	6
NEOGENOMICS LABORATORIES, INC		6			6
KISSIMMEE VA OUTPATIENT CLINIC		6			6
MINUTE-CLINIC DIAGNOSTIC OF VIRGINIA, LLC #794		5	1	17%	6
CDRX INFUSION			6	100%	6
AARK LABORATORY		6			6
MINUTECLINIC DIAGNOSTIC OF NORTH CAROLINA PC #5341		4	2	33%	6
BAYSIDE LABORATORIES INC		6			6
CURATIVE CARE CENTER INC		1	5	83%	6
BETHESDA COMMUNITY HEALTH CENTER			6	100%	6
WG WINDSOR WOODS SH LLC		6			6
CVS IN6654POCT INDIANAPOLIS		5	1	17%	6
CAPE CORAL URGENT CARE		3	3	50%	6
UT SOUTHWESTERN MEDICAL CENTER			6	100%	6
JERSEY SHORE MEDICAL CENTER		6			6
TEXAS MEDCLINIC			6	100%	6
MINUTECLINIC, LLC #1492		6			6
ELITE MD GROUP INC		2	4	67%	6
XPRESS URGENT CARE LLC		6			6
PLEASANTVILLE OF SEBASTIAN LLC			6	100%	6
FLORIDA KEYS CONCIERGE MEDICINE, LLC		6			6
MIAMI RESCUE MISSION CLINIC INC			6	100%	6
URGENT TEAM - HUNTSVILLE		5	1	17%	6
SV DIAGNOSTIC LAB			6	100%	6
CHAPTERS HEALTH HOSPICE		6			6
MEDEXPRESS URGENT CARE - IRVING		6			6
MEDEXPRESS URGENT CARE - CULPEPER		6			6
MC DIAGNOSTIC OF CONNECTICUT, PC #1043		6			6
DANIEL M LIBBY MD PLLC		6			6
MAXHEALTH		5	1	17%	6
CAREWELL 301 - WARWICK			6	100%	6
CVS DC1340POCT WASHINGTON		6			6
MEDICAL CENTER AT OCEAN REEF		1	5	83%	6
FLORIDA MEDICAL SPECIALISTS		2	4	67%	6
LYNN KEEFE, MD PEDIATRICS		3	3	50%	6
GLEN FALLS HOSPITAL DEPARTMENT OF PATHOLOGY		6			6
PALMETTO HEALTH ALLIANCE		3	3	50%	6
FAMILY CARE MEDICAL CENTER			6	100%	6

COVID-19: testing by laboratory

Data through Mar 1, 2021 verified as of Mar 2, 2021 at 09:25 AM

Data in this report are provisional and subject to change.

The numbers in the table below represent the number of Florida and non-Florida residents for whom test results were received by the Department of Health. A person can be tested by more than one laboratory and can have both positive and negative results. **Therefore, the sum of the numbers in each column will be larger than the total number of people tested.**

Reporting lab	Inconclusive	Negative	Positive	Percent positive	Total
MINUTECLINIC DIAGNOSTIC OF GEORGIA, LL		5	1	17%	6
ETHOS LABORATORIES		6			6
PUBLIC HEALTH LAB		6			6
NORTHSIDE HOSPITAL ATLANTA		3	3	50%	6
THE WINDSOR OF OCALA		2	4	67%	6
BROWARD COUNTY HEALTH DEPT.			6	100%	6
CVS TX1104POCT ALLEN		6			6
Centrastate Medical Center		5	1	17%	6
MEDEXPRESS URGENT CARE - MIDLOTHIAN		6			6
UT MEMPHIS UNIVERSITY HEALTH SERVICES			6	100%	6
MEDEXPRESS URGENT CARE - TARENTUM		5	1	17%	6
FRESENIUS KIDNEY CARE DUNEDIN			6	100%	6
SOUTH FLORIDA FAMILY HEALTH & RESEARCH CTR			5	100%	5
MEASE CONTINUING CARE		3	2	40%	5
CVS NV408817POCT LAS VEGAS		1	4	80%	5
Kroger 099 - The Little Clinic Fort Collins		5			5
UW MEDICINE VIROLOGY LAB			5	100%	5
INFECTION CONTROL/ EMPHEALTH		3	2	40%	5
WINTER PARK INTERNAL MEDICINE MD PA		4	1	20%	5
MAXCARE CLINIC			5	100%	5
FRANCES WARDE MEDICAL LABORATORY		2	3	60%	5
EGL GENETICS DIAGNOSTICS			5	100%	5
DEPARTMENT OF HEALTH AND HUMAN SERVICES LANSING			5	100%	5
MINUTECLINIC DIAGNOSTIC OF PENNSYLVANIA, LLD #1545		5			5
CVS OH3476POCT TIPP CITY		5			5
PHYSICIANS URGENT CARE BERRY FARMS		4	1	20%	5
Rio Pinar Health Care			5	100%	5
MINNESOTA DEPARTMENT OF HEALTH PUBLIC HEALTH LABORATORY DIVISION	1		4	80%	5
GENTLE HANDS MOBILE PHLEBOTOMY			5	100%	5
Enterprise Health and Rehabilitation Center		5			5
PRECISION LABS LLC		2	3	60%	5
BLUETAIL MEDICAL GROUP, LLC		4	1	20%	5
DISCOVERY VILLAGE AT STUART		2	3	60%	5
CVS NC3319POCT CHARLOTTE		4	1	20%	5
REDMED OF CROSSTOWN		2	3	60%	5
UCF STUDENT HEALTH SERVICES LABORATORY		2	3	60%	5
PEDIATRIC URGENT HEALTH CARE			5	100%	5
MEDEXPRESS URGENT CARE-NESHANNOCK TWP		4	1	20%	5
COVID RAPID LABS			5	100%	5
PIEDMONT HOSPITAL LAB			5	100%	5
MINUTECLINIC, LLC, DBA MINUTECLINIC #2		5			5
BROWNE MEDICAL LLC		3	2	40%	5
MINUTE CLINIC, LLC #1434		5			5
EASTCHESTER PEDIATRIC MEDICAL GROUP		5			5
CHAMPLAIN VALLEY PHYSICIANS HOSPITAL		3	2	40%	5
WHEELER LABORATORY		4	1	20%	5
URGENT MED INC		3	2	40%	5

COVID-19: testing by laboratory

Data through Mar 1, 2021 verified as of Mar 2, 2021 at 09:25 AM

Data in this report are provisional and subject to change.

The numbers in the table below represent the number of Florida and non-Florida residents for whom test results were received by the Department of Health. A person can be tested by more than one laboratory and can have both positive and negative results. **Therefore, the sum of the numbers in each column will be larger than the total number of people tested.**

Reporting lab	Inconclusive	Negative	Positive	Percent positive	Total
SIGNATURE URGENT CARE			5	100%	5
GRACE COMMUNITY PHARMACY			5	100%	5
MOUNT SINAI BROOKLYN LABORATORY		4	1	20%	5
MEDEXPRESS URGENT CARE - GLENDALE		5			5
ADVENTHEALTH MEDICAL GROUP PEDIATRIC & ADOLESCENT		4	1	20%	5
PALM GARDEN OF SUN CITY			5	100%	5
ALL CHILDREN'S HOSPITAL DEPT OF GENERAL PEDIATRICS			5	100%	5
SEASIDE MANOR			5	100%	5
CVS PA2582POCT SPRINGFIELD		3	2	40%	5
CLINICAL CARE ASSOCIATES			5	100%	5
ST BARNABAS HOSPITAL		5			5
URGENT CARE COASTAL GA			5	100%	5
RIVERVIEW ALF OPERATOR LLC			5	100%	5
CVS MINUTE CLINIC DIAG OF IND LLC #5206		4	1	20%	5
Life Care Center of Estero			5	100%	5
CARL R DARNALL ARMY MEDICAL CENTER			5	100%	5
CLEVELAND CLINIC MARTIN HEALTH NURSING & RESTORATIVE		5			5
LABCORP UNSPECIFIED		5			5
QUINTON MEMORIAL HEALTH CARE CENTER		5			5
LEVY COUNTY SHERRIF'S DEPT			5	100%	5
FRESENIUS KIDNEY CARE SOUTH ORLANDO			5	100%	5
PM PEDIATRICS OF BAYSIDE PLLC		5			5
GOLDMAN SACHS HEALTH CENTER		5			5
THE MEDICAL GROUP OF SOUTH FLORIDA INC		4	1	20%	5
MD NOW MEDICAL CENTER INC			5	100%	5
FLORIDA PRIMARY CARE AND SPORTS MEDICINE INC		2	3	60%	5
FLORIDA HEALTHCARE OF ORLANDO			5	100%	5
FLAGLER HEALTH SERVICES INC			5	100%	5
MEDEXPRESS URGENT CARE MURRYSVILLE		3	2	40%	5
AMERICAN MEDICAL RESPONSE - DENVER		2	3	60%	5
MIAMI CANCER INSTITUTE			5	100%	5
TULLAHOMA HMA, LLC		4	1	20%	5
CVS CT1123POCT SOUTHURBURY		5			5
GENOPTIX MEDICAL LABORATORY		4	1	20%	5
WOODHULL MEDICAL AND MENTAL HEALTH CTR		5			5
BEACH HOUSE		5			5
PUTNAM HOSPITAL CENTER LABORATORY		5			5
NORTH SHORE HEMATOLOGY-ONCOLOGY ASSOCIATES, PC		5			5
LAKEVIEW HEALTHCARE SYSTEM LLC			5	100%	5
RELIANT IMMUNE DIAGNOSTICS			5	100%	5
QUEST DIAGNOSTICS PSC		1	4	80%	5
Army Residence Community		5			5
CENTREX CLINICAL LABS INC		5			5
SOUTHERN OCEAN MEDICAL CENTER		5			5
ARKANSAS DEPARTMENT OF HEALTH			5	100%	5
SUPREME LABORATORY			5	100%	5
XRL SXF REF LAB		5			5

COVID-19: testing by laboratory

Data through Mar 1, 2021 verified as of Mar 2, 2021 at 09:25 AM

Data in this report are provisional and subject to change.

The numbers in the table below represent the number of Florida and non-Florida residents for whom test results were received by the Department of Health. A person can be tested by more than one laboratory and can have both positive and negative results. **Therefore, the sum of the numbers in each column will be larger than the total number of people tested.**

Reporting lab	Inconclusive	Negative	Positive	Percent positive	Total
PATIENT FIRST - LEESBURG			5	100%	5
PANCARE HEALTH - ALTHA PUBLIC			5	100%	5
OCHSNER MEDICAL CENTER			5	100%	5
HAWTHORNE HEALTH AND REHABILITATION			5	100%	5
PINECREST PEDIATRICS GROUP LLC			5	100%	5
LIFEPLUS HEALTHCARE GROUP INC		5			5
LABS PLUS LLC		5			5
INDIAN RIVER PRIMARY CARE PA		5			5
CAREHERE LCS- EUSTIS			5	100%	5
BOONE DRUG & HEALTHCARE AT DEERFIELD			5	100%	5
FINLAY		1	4	80%	5
WHITE WILSON MEDICAL CENTER - FWB		1	4	80%	5
OHIO DEPARTMENT OF HEALTH			5	100%	5
HILLSBOROUGH COUNTY HEALTH DEPARTMENT			5	100%	5
PRINCIPLE HOSPICE SERVICE, LLC			5	100%	5
ELITE CARE			5	100%	5
AHF PUBLIC HEALTH LABORATORY			5	100%	5
COLUMBIA MEMORIAL HOSPITAL LABORATORY		5			5
TANNER MEDICAL CENTER EAST AL		5			5
SANTOS REHABILITATION CENTER INC			5	100%	5
FHPG FAMILY MEDICAL CENTER OF TAMPA BAY		1	4	80%	5
MEDEXPRESS URGENT CARE - BECKLEY CROSS		4	1	20%	5
JOHN T MACKAY MD			5	100%	5
MEDEXPRESS URGENT CARE - WILLIAMSPORT		4	1	20%	5
NORTHPORT MEDICAL CENTER LAB		5			5
MINUTECLINIC DIAGNOSTIC OF TN, PC 6304		3	2	40%	5
AUGUSTA HEALTH			5	100%	5
LAKE COUNTY DETENTION CENTER		3	2	40%	5
KEYSTONE REHABILITATION AND HEALTH CENTER		1	4	80%	5
NOVANT HEALTH UVA		2	3	60%	5
FLORIDA DEPARTMENT OF HEALTH SEMINOLE COUNTY		1	4	80%	5
UF HEALTH PATHOLOGY LABORATORIES			5	100%	5
SOUTHEAST GEORGIA HEALTH SYSTEM, INC D		5			5
WEST PACIFIC MEDICAL LABORATORY			5	100%	5
UNIVERSITY OF MIAMI / SCCC RESEARCH LABORATORY			5	100%	5
GOOD SAMARITAN MEDICAL CENTER			5	100%	5
EXPICARE NURSING AGENCY, INC		5			5
GRAND VILLA OF SARASOTA		4	1	20%	5
MEDICAL CENTER OF BLOUNTSTOWN			5	100%	5
PM PEDIATRICS OF SELDEN		3	2	40%	5
PHYSICIANS IMMEDIATE CARE ELGIN			5	100%	5
WATERTOWN URGENT CARE PLLC		5			5
MINUTECLINIC DIAGNOSTIC MED GRP OF CA		4	1	20%	5
ST MARYS MEDICAL CENTER			5	100%	5
MINUTECLINIC, LLC #7139		5			5
URGENT TEAM - NASHVILLE		5			5
SCIENCE CARE			5	100%	5

COVID-19: testing by laboratory

Data through Mar 1, 2021 verified as of Mar 2, 2021 at 09:25 AM

Data in this report are provisional and subject to change.

The numbers in the table below represent the number of Florida and non-Florida residents for whom test results were received by the Department of Health. A person can be tested by more than one laboratory and can have both positive and negative results. **Therefore, the sum of the numbers in each column will be larger than the total number of people tested.**

Reporting lab	Inconclusive	Negative	Positive	Percent positive	Total
THE UNIVERSITY OF VERMONT MEDICAL CENTER		4	1	20%	5
WESTMINSTER SHORES			5	100%	5
Kroger 449 - The Little Clinic Mountain Park		4	1	20%	5
WILSON PEDIATRICS			5	100%	5
WALGREEN #6538		5			5
Kennedy University Hospital		5			5
DIXIE COUNTY EMERGENCY SERVICES			5	100%	5
FLORIDA HOSPITAL LAKE MARY		5			5
BROOKDALE NEW PORT RICHEY			5	100%	5
DOCS URGENT CARE		1	4	80%	5
DAVENPORT PEDIATRICS PA		1	4	80%	5
URGENT CARE OF ERWIN		5			5
JOE DIMAGGIO CHILDREN'S HOSPITAL		1	4	80%	5
MINUTECLINIC, LLC #1796		4	1	20%	5
LAKE NONA PEDIATRICS IN ASSOCIATION WITH NEMOURS		5			5
SHEEPSHEAD BAY URGENT CARE		5			5
MINUTECLINIC DIAG OF IND LLC #8651		4	1	20%	5
UPMC HEALTH SYSTEM		4	1	20%	5
INDIANA STATE DEPARTMENT OF HEALTH LABORATORIES			5	100%	5
JUPITER CLINIC			5	100%	5
NORTH DADE NURSING AND REHABILITATION CENTER			5	100%	5
WAKEMED		1	4	80%	5
MEDI-DRUG INC		4	1	20%	5
CUMBERLAND HEIGHTS		5			5
FLORIDA PRIMARY & SPECIALTY CARE		5			5
CYPRESS CREEK MEDICAL CENTER			5	100%	5
MIZELL MEMORIAL HOSPITAL			5	100%	5
HAVEN HOSPICE IN CHIEFLAND			5	100%	5
DIAGNOSTECHS		4	1	20%	5
FLEET LANDING			5	100%	5
KETTERING HEALTH			5	100%	5
THE DOCTORS CENTER HEALTHCARE-SOUTHSIDE		1	4	80%	5
BAPTIST HEALTH - TOWN CENTER			5	100%	5
FLORIDA DEPARTMENT OF HEALTH - INVERNESS		3	2	40%	5
VEIL VALLEY MEDICAL CENTER			5	100%	5
MINUTECLINIC, DIAGNOSTIC OF TEXAS, LL		4	1	20%	5
GULF COAST VETERANS HCS PANAMA CITY OPC		5			5
GUTHRIE MEDICAL GROUP LABORATORIES		5			5
WEST DADE PEDIATRICS			5	100%	5
DICKSON MEDICAL ASSOCIATES PC PATH LAB		4	1	20%	5
OPTUMCARE FLORIDA, LLC		3	2	40%	5
CVS MINUTE CLINIC DIAGNOSTIC OF TN #3293		5			5
HELIX KH UC			5	100%	5
PEDIATRICS OF CENTRAL FLORIDA - POINCIANA		3	2	40%	5
SELECT PHYSICIANS ALLIANCE		5			5
NELSON BIOLOGICAL			5	100%	5
CVS PA233POCT NEWTOWN SQUARE		5			5

COVID-19: testing by laboratory

Data through Mar 1, 2021 verified as of Mar 2, 2021 at 09:25 AM

Data in this report are provisional and subject to change.

The numbers in the table below represent the number of Florida and non-Florida residents for whom test results were received by the Department of Health. A person can be tested by more than one laboratory and can have both positive and negative results. **Therefore, the sum of the numbers in each column will be larger than the total number of people tested.**

Reporting lab	Inconclusive	Negative	Positive	Percent positive	Total
FORSYTH HOUSE			5	100%	5
INNOVATIVE COVID-DIVERSEY			5	100%	5
RURAL HEALTH CARE INC			5	100%	5
SARASOTA MEDICAL CENTER			5	100%	5
COPELAND MEDICAL CLINIC		3	2	40%	5
MIAMI MEDICAL CONSULTANT PA			5	100%	5
AEL KNOXVILLE			5	100%	5
LAKE MARY HEALTH AND REHABILITATION CENTER		1	4	80%	5
MCKENZIE-WILLAMETTE MEDICAL CENTER LAB		5			5
ADVICE FOR OPTIMAL WELLNESS		2	3	60%	5
OMNICARE PHARMACY OF TEXAS 1, LP DBA OMNICARE		5			5
GENESIS FAMILY PRACTICE		3	2	40%	5
ADVANCED URGENT CARE OF MARATHON		1	4	80%	5
MEDEXPRESS URGENT CARE MORGANTOWN		5			5
ST JOHNS BIOMEDICAL LAB		5			5
MID - FLORIDA PATHOLOGY LLC		1	4	80%	5
BAYSHORE LABORATORY		4	1	20%	5
APOLLO GARDENS RETIREMENT RESIDENCE CARE		5			5
MEDEXPRESS URGENT CARE-MUNCIE		5			5
MINUTECLINIC DIAGNOSTIC OF KENTUCKY		5			5
Rutgers Health Rwj University Hospital - Laboratory		2	3	60%	5
HENDRY REGIONAL CONVENIENT CARE CENTER			5	100%	5
AHC Decatur County		5			5
VA Primary Care Clinic at Meharry		4	1	20%	5
MINUTECLINIC DIAG OF IND, LLC #6697		5			5
ST CHARLES BEND LABORATORY		4	1	20%	5
MINUTECLINIC DIAGNOSTIC OF OHIO #3407		4	1	20%	5
MINUTECLINIC, LLC #1431		4	1	20%	5
PEDIATRICS OF ALTAMONTE		5			5
MINUTECLINIC DIAGNOSTIC OF TN PC #442		4	1	20%	5
GREENVILLE MEMORIAL HOSPITAL LAB			5	100%	5
COMPUNET CLINICAL LAB			5	100%	5
ALPHADERA LABS, LLC			5	100%	5
UNDERGROUND FREE CLINIC		5			5
FLORIDA CLINICAL LABORATORY - BIOREFERENCE LABORATORIES		2	3	60%	5
Walker BaptistMedCtr		4	1	20%	5
BOROPARK URGENT CARE		4	1	20%	5
SUTTER TRACY COMMUNITY HOSPITAL			5	100%	5
INTERNAL MEDICINE & PRIMARY CARE ASSOCIATES, PLC			5	100%	5
UNIVERSITY OF CHICAGO MEDICAL CENTER LAB			5	100%	5
COMMONS AT ORLANDO LUTHERAN TOWERS SNF			5	100%	5
LIVING WATERS MEDICAL CENTER			5	100%	5
QUALITY MEDICAL CARE			5	100%	5
MEDEXPRESS - COLLINSVILLE BELT LINE		3	2	40%	5
MINUTE CLINIC DIAGNOSTIC OF NORTH CAROLINA		5			5
CARENOW URGENT CARE - CENTRAL AUSTIN		1	4	80%	5
EAST BANK HOSPITAL - UNIVERSITY OF MINNESOTA MEDICAL CENTER			5	100%	5

COVID-19: testing by laboratory

Data through Mar 1, 2021 verified as of Mar 2, 2021 at 09:25 AM

Data in this report are provisional and subject to change.

The numbers in the table below represent the number of Florida and non-Florida residents for whom test results were received by the Department of Health. A person can be tested by more than one laboratory and can have both positive and negative results. **Therefore, the sum of the numbers in each column will be larger than the total number of people tested.**

Reporting lab	Inconclusive	Negative	Positive	Percent positive	Total
BIRMINGHAM VAMC		2	3	60%	5
HERNANDO PASCO HOSPICE INC		4	1	20%	5
OCCMED SOLUTIONS		2	3	60%	5
TALLAHASSEE MEMORIAL HEALTHCARE			5	100%	5
FOUNDCARE, INC			5	100%	5
GILCHRIST COUNTY FIRE DEPARTMENT		2	3	60%	5
REHABILITATION CENTER AT JUPITER GARDENS		5			5
MANATEE COUNTY JAIL		4	1	20%	5
LAFAYETTE NURSING AND REHAB			5	100%	5
RUSH UNIVERSITY MEDICAL CENTER LABORATORY			5	100%	5
TESTD			5	100%	5
NOVADX		2	3	60%	5
NU WAVE MEDICAL CENTER			5	100%	5
ADVENTHEALTH CAR CENTER APOPKA			5	100%	5
ABSOLUTE HEALTH		5			5
MONROE COUNTY FIRE RESCUE		5			5
CELEBRATION PEDIATRICS PA			5	100%	5
CVS SC5479POCT INDIAN LAND		5			5
CVS TX7827POCT ROUND ROCK		5			5
LPG PEDIATRICS AT CAPE CORAL		5			5
TRANSPLANT GENOMICS INC (EUROFINS)		5			5
LPG PRIMARY CARE AT BONITA BAY LIFESTYLE CENTER		4	1	20%	5
CONCENTRA URGENT CARE		1	4	80%	5
JACKSON SOUTH COMMUNITY HOSPITAL LAB			5	100%	5
PRECISION DIAGNOSTICS INC - NJ		5			5
JUPITER ISLAND MEDICAL CLINIC INC		5			5
MCR HEALTH LAWTON CHILES ADMINISTRATION STE A		1	4	80%	5
MEDEXPRESS URGENT CARE PORT HURON		4	1	20%	5
FAMILY TREE DNA			5	100%	5
COOPER HOSPITAL/UNIVERSITY MEDICAL		5			5
PREMIER FAMILY HEALTH PA			5	100%	5
MINUTECLINIC DIAGNOSTIC OF ILLINOIS		4	1	20%	5
MEDEXPRESS URGENT CARE - SOUTH PARKERSBURG		4			4
Kroger 339 - The Little Clinic Highlands - Bardstown Road		4			4
MINUTECLINIC DIAGNOSTIC OF WISCONSIN, LLC		4			4
GENUS DIAGNOSTICS			4	100%	4
MEDEXPRESS URGENT CARE - SUMMERSVILLE, WEBSTER RD		4			4
FLORIDA HEART AND VASCULAR			4	100%	4
ROAN DRUG COMPANY LLC		4			4
CAPE COD HOSPITAL			4	100%	4
CVS OH3080POCT HUBER HEIGHTS		4			4
OURMED		3	1	25%	4
MARSHFIELD LABORATORIES			4	100%	4
CVS MINUTE CLINIC DIAGNOSTIC OF TEXAS		3	1	25%	4
ADVANCED PEDIATRICS OF BOCA LLC			4	100%	4
CENTERPLACE HEALTH, INC			4	100%	4
BELLIN HEALTH LAB		1	3	75%	4

COVID-19: testing by laboratory

Data through Mar 1, 2021 verified as of Mar 2, 2021 at 09:25 AM

Data in this report are provisional and subject to change.

The numbers in the table below represent the number of Florida and non-Florida residents for whom test results were received by the Department of Health. A person can be tested by more than one laboratory and can have both positive and negative results. **Therefore, the sum of the numbers in each column will be larger than the total number of people tested.**

Reporting lab	Inconclusive	Negative	Positive	Percent positive	Total
CELAL GUROL ERBAY, MD			4	100%	4
CFP PHYSICIANS GROUP			4	100%	4
Crowne Health Care of Montgomery		4			4
CVS GA2841POCT LAWRENCEVILLE		4			4
DISCOVERY VILLAGE AT DEERWOOD			4	100%	4
Advanced Care Center			4	100%	4
ELDER ALTERNATIVES INC		3	1	25%	4
MAINE DEPARTMENT OF HEALTH AND HUMAN SERVICES			4	100%	4
WYOMING PUBLIC HEALTH LAB			4	100%	4
NOT GIVEN		1	3	75%	4
Bon Secours Place		3	1	25%	4
CVS PA4077POCT BELLE VERNON		4			4
FAMILY MEDICINE AT WINTER PARK			4	100%	4
CVS PA1671POCT LANCASTER		4			4
CALIFORNIA DEPARTMENT OF PUBLIC HEALTH			4	100%	4
BEECHTREE MOLECULAR LAB LLC			4	100%	4
MONROE COUNTY DEPT OF PUBLIC HEALTH ST		4			4
CVS NY549POCT RIDGEWOOD		2	2	50%	4
COMMUNITY PHYSICIANS OF NORTH PORT PA			4	100%	4
UNC HOSPITAL/MCLENDON CLINICAL LABORATORIES			4	100%	4
BOND & STEELE CLINIC PA D/B/A BOND CLINIC PA		4			4
COVENIENT CARE MEDICAL CLINIC			4	100%	4
MINUTECLINIC DIAGNOSTIC OF VIRGINIA, LLC #1656		4			4
DEPARTMENT OF HEALTH AND HUMAN SERVICES		2	2	50%	4
PARADIGM LABORATORIES			4	100%	4
CAPTAIN JAMES A. LOVELL FEDERAL HEALTHCARE CENTER			4	100%	4
PILGRIM PHARMACY INC		4			4
Heartland of Boynton Beach			4	100%	4
FLORIDA HOSPITAL ALTAMONTE		2	2	50%	4
SOUTH FLORIDA RESEARCH ORGANIZATION			4	100%	4
LIFEHOPE LABS			4	100%	4
MAILBOX DIAGNOSTICS		2	2	50%	4
NORTHEAST PEDIATRICS			4	100%	4
GILCHRIST COUNTY HEALTH DEPT			4	100%	4
ASCENDI HOME HEALTH AGENCY INC			4	100%	4
LPG PRIMARY CARE AT COLONIAL CENTER DRIVE		3	1	25%	4
SOUTHLAND SUITES OF LAKE LAND			4	100%	4
CVS NJ836POCT RUNNEMEDE		4			4
Mill Valley Care Center		4			4
MEDEXPRESS URGENT CARE-SCOTT TOWNSHIP		3	1	25%	4
ACCESS RECOVERY SOLUTIONS LLC			4	100%	4
CVS TX7821POCT LEAGUE CITY		4			4
TRUE HEALTH- HOFFNER		3	1	25%	4
AFFINITY URGENT CARE			4	100%	4
OKLAHOMA STATE UNIVERSITY DIAGNOSTIC LAB			4	100%	4
MINUTECLINIC DIAGNOSTIC OF OHIO #4401		4			4
INTRACOASTAL LABS INC		4			4

COVID-19: testing by laboratory

Data through Mar 1, 2021 verified as of Mar 2, 2021 at 09:25 AM

Data in this report are provisional and subject to change.

The numbers in the table below represent the number of Florida and non-Florida residents for whom test results were received by the Department of Health. A person can be tested by more than one laboratory and can have both positive and negative results. **Therefore, the sum of the numbers in each column will be larger than the total number of people tested.**

Reporting lab	Inconclusive	Negative	Positive	Percent positive	Total
CENTRAL JERSEY URGENT CARE OF EATONTOW		4			4
CRESTAR LABS		2	2	50%	4
ARC POINT LABS OF AUSTIN NORTH			4	100%	4
MINUTECLINIC DIAGNOSTIC OF OHIO #2964		4			4
CVS TX7162POCT HOUSTON		4			4
LPG PRIMARY CARE AT MATTHEW DRIVE		4			4
UNIVERISTY OF MIAMI			4	100%	4
VITAL CARE URGENT CARE			4	100%	4
MINUTECLINIC DIANOSTIC OF VIRGINIA, LL		3	1	25%	4
Kroger 959 - The Little Clinic Carmel		4			4
SOUTHWESTERN REGIONAL MEDICAL CENTER - TULSA		4			4
ADVENTHEALTH MEDICAL GROUP PEDIATRICS		1	3	75%	4
USCG SECTOR ST PETE		1	3	75%	4
MD NOW URGENT CARE - DELRAY WEST			4	100%	4
CITY OF TALLAHASSEE		4			4
MEDEXPRESS URGENT CARE - YORK		1	3	75%	4
DYNACARE LABORATORIES			4	100%	4
MEDEXPRESS URGENT CARE - KOKOMO		4			4
CVS NV9841POCT RENO		2	2	50%	4
MEDICINE SHOPPE #1306 THE		3	1	25%	4
HEALTHCARE NETWORK OF SOUTHWEST FLORIDA			4	100%	4
MEDEXPRESS URGENT CARE, FAIRMONT		4			4
FCHC (OB)-DARWIN SQUARE CTR.			4	100%	4
HOME DOCS		2	2	50%	4
LOUISIANA DEPT. OF HEALTH AND HOSPITALS-INFECTIOUS DISEASE EPI SECTION			4	100%	4
MERCY URGENT CARE			4	100%	4
DEPT OF VA MEDICAL CENTER - RICHMOND		3	1	25%	4
MINUTECLINIC OF NEVADA-2955 S FT APACH		4			4
GRAND VILLA OF LAKELAND		4			4
CULLMAN REGIONAL MEDICAL CENTER		3	1	25%	4
SJH			4	100%	4
MEDEXPRESS - NEW CASTLE, DUPONT HWY		4			4
STONE CLINICAL LABORATORIES OF FL LLC		4			4
MINUTECLINIC DIAGNOSTIC OF PENNSYLVAN		3	1	25%	4
CVS MA2172POCT NORTH GRAFTON		4			4
EPI			4	100%	4
MD ANDERSON			4	100%	4
ALLIANCE PEDIATRICS PA			4	100%	4
CVS SC2736POCT MURRELLS INLET		4			4
MINUTECLINIC, LLC #5707		4			4
MEDEXPRESS URGENT CARE SHADYSIDE		3	1	25%	4
MINUTE-CLINIC DIAGNOSTIC OF VIRGINIA,		4			4
ST PETE DIRECT PRIMARY CARE		2	2	50%	4
IMMUNOGENOMICS LLC		1	3	75%	4
MINUTE CLINIC DIAGNOSTIC MED GRP		3	1	25%	4
PRINCETON BMC LABORATORY		4			4
NEULIFE NEUROLOGICAL SERVICES LLC			4	100%	4

COVID-19: testing by laboratory

Data through Mar 1, 2021 verified as of Mar 2, 2021 at 09:25 AM

Data in this report are provisional and subject to change.

The numbers in the table below represent the number of Florida and non-Florida residents for whom test results were received by the Department of Health. A person can be tested by more than one laboratory and can have both positive and negative results. **Therefore, the sum of the numbers in each column will be larger than the total number of people tested.**

Reporting lab	Inconclusive	Negative	Positive	Percent positive	Total
MINUTECLINIC DIAGNOSTIC OF KANSAS PA		4			4
FIFTH AVENUE PEDIATRICS		3	1	25%	4
RELIANT ACUTE CARE			4	100%	4
ADVENT HEALTH - TUSKAWILLA		4			4
ST. MARY'S HOSPITAL			4	100%	4
STEUBEN COUNTY PUBLIC HEALTH		4			4
DERMATOLOGY SPECIALISTS OF FL - DR. JON WARD			4	100%	4
CVS CA9113POCT CHULA VISTA		4			4
SELECT PHYSICIANS ALLIANCE PL		4			4
CVS MD2956POCT NEW MARKET		3	1	25%	4
WILLIAM A HINTON STATE LABORATORY INSTITUTE		1	3	75%	4
THE LITTLE CLINIC			4	100%	4
OVIDO CHILDRENS HEALTH CENTER LLC		1	3	75%	4
FISHERMEN'S HOSPITAL			4	100%	4
ADVENTHEALTH NEW SMYRNA BEACH COMMUNITY HEALTH			4	100%	4
PHYSICIANS IMMEDIATE CARE AURORA			4	100%	4
BARTON MEMORIAL HOSPITAL		3	1	25%	4
PANCARE HEALTH - PONCE DE LEON			4	100%	4
FRESENIUS MEDICAL CARE			4	100%	4
INDUSTRY LAB DIAGNOSTIC PARTNERS			4	100%	4
MINUTECLINIC DIAG OF IND, LLC #10190		4			4
MEDEXPRESS URGENT CARE - TULSA, S YALE AVE		4			4
MINUTECLINIC DIAGNOSTIC OF NORTH CAROLINA PC #7054		3	1	25%	4
MEMORIAL HEALTH CARE SYSTEMS			4	100%	4
WESLEY CHAPEL INTERNAL MEDICINE AND PEDIATRICS			4	100%	4
MINUTECLINIC DIAGNOSTIC OF SC, LLC #4		4			4
COMMUNITY HEALTH CENTER OF WEST PALM BEACH			4	100%	4
MEDEXPRESS URGENT CARE HUNTINGTON		4			4
CVS MO5655POCT LIBERTY		1	3	75%	4
MEDEXPRESS URGENT CARE - WICHITA, S SENECA ST		2	2	50%	4
SHARP MEMORIAL HOSPITAL MICROBIOLOGY DEPT			4	100%	4
FLORIDA CANCER SPECIALISTS AND RESEARCH		2	2	50%	4
ALVARO J DANGOND MD PA		4			4
CAREWELL URGENT CARE			4	100%	4
CARE ONE PRIMARY CARE			4	100%	4
SOUTHEASTERN REGIONAL MEDICAL CENTER			4	100%	4
EXTENDICARE HEALTH & REHAB CENTER		4			4
HEALTHY MINORS PEDIATRIC URGENT CARE		4			4
ENCOMPASS HOME HEALTH		4			4
POWERS PEDIATRICS			4	100%	4
MINUTECLINIC DIAGNOSTIC OF TN PC #240		4			4
MINUTE CLINIC LLC # 2033		3	1	25%	4
CVS TN4624POCT KNOXVILLE		3	1	25%	4
ELITE MEDICAL CENTER			4	100%	4
IMIC INC RESEARCH			4	100%	4
UNIVERSITY OF WASHINGTON MEDICAL CENTER (UWMC) EMERGENCY DEPT.			4	100%	4
PM PEDIATRICS OF SELDEN PLLC		4			4

COVID-19: testing by laboratory

Data through Mar 1, 2021 verified as of Mar 2, 2021 at 09:25 AM

Data in this report are provisional and subject to change.

The numbers in the table below represent the number of Florida and non-Florida residents for whom test results were received by the Department of Health. A person can be tested by more than one laboratory and can have both positive and negative results. **Therefore, the sum of the numbers in each column will be larger than the total number of people tested.**

Reporting lab	Inconclusive	Negative	Positive	Percent positive	Total
HENDRY/GLADES COUNTY HEALTH DEPARTMENT		3	1	25%	4
MEDEXPRESS URGENT CARE PLEASANT HILLS		3	1	25%	4
LATCHER LABORATORY OF A O FOX MEMORIAL		2	2	50%	4
MEDEXPRESS URGENT CARE - HOLLINS		4			4
CLINICAL ASSOCIATES OF ORLANDO LLC		4			4
MEDEXPRESS URGENT CARE-PASADENA		4			4
ManorCare Rehabilitation Center- Decatur		4			4
ASCENSION ST VINCENT'S MEDICAL CENTER		3	1	25%	4
OHIO CVS STORES		3	1	25%	4
Grace Rehabilitation of Vero Beach		4			4
FAMILY MEDICINE AT WATERMAN		4			4
LEON MEDICAL CENTERS, LLC			4	100%	4
KENTUCKY CABINET FOR HEALTH AND FAMILY SERVICES			4	100%	4
WALGREENS #07034		4			4
THE RETREAT AT PORT ORANGE			4	100%	4
GUTHRIE MEDICAL GROUP - CORNING		3	1	25%	4
BIOREFERENCE LABORATORIES			4	100%	4
MEDEXPRESS URGENT CARE - SOMERSET TOWNSHIP		4			4
FLORIDA MEDICAL ASSOCIATES LLC			4	100%	4
HARMONIOUS HOME HEALTH, LLC		4			4
PALM BEACH CANCER INSTITUTE			4	100%	4
IVY ROSEN MD PLLC		4			4
HIRAM COLLEGE HEALTH CENTER (ABBOTT)		4			4
MINUTECLINIC #8760		4			4
RHEA MEDICAL CENTER		4			4
CELERION			4	100%	4
Sunrise Health and Rehabilitation Center			4	100%	4
MEDEXPRESS URGENT CARE- FORT WORTH N T		4			4
CVS PA1296POCT DREXEL HILL		3	1	25%	4
Park Ridge Nursing Center		3	1	25%	4
CVS GA7064POCT STOCKBRIDGE		4			4
GENEVA GENERAL HOSPITAL LABORATORY		3	1	25%	4
CARENOW URGENT CARE - WINTER SPRINGS		3	1	25%	4
WALGREENS #10972	1	3			4
SOUTH FLORIDA PEDIATRIC PARTNERS			4	100%	4
TARPON SPRINGS PEDIATRICS, LLC			4	100%	4
HARBOUR ISLAND PEDIATRICS LLC			4	100%	4
PINELLAS POINT NURSING AND REHAB			4	100%	4
CVS MA2297677CV BOSTON		4			4
VIDANT MEDICAL CENTER			4	100%	4
CLINICAL LABORATORIES OF THE BUFFALO		3	1	25%	4
MEMORIAL HEALTHCARE SYSTEM		1	3	75%	4
CVS NJ2815POCT E BRUNSWICK		3	1	25%	4
LAKE FOREST PARK OP CO LLC		4			4
BIOTEST PLASMA CENTER		4			4
MEDEXPRESS URGENT CARE LAVALE		4			4
MINUTECLINIC DIAG OF IND, LLC #6472		4			4

COVID-19: testing by laboratory

Data through Mar 1, 2021 verified as of Mar 2, 2021 at 09:25 AM

Data in this report are provisional and subject to change.

The numbers in the table below represent the number of Florida and non-Florida residents for whom test results were received by the Department of Health. A person can be tested by more than one laboratory and can have both positive and negative results. **Therefore, the sum of the numbers in each column will be larger than the total number of people tested.**

Reporting lab	Inconclusive	Negative	Positive	Percent positive	Total
OMNICARE PHARMACY OF TEXAS 1		4			4
CVS GA2236POCT WOODSTOCK		4			4
FLORIDA HEALTH CARE PLANS STIRLING CENTER			4	100%	4
CVS CA8850POCT HUNTINGTON BEACH		3	1	25%	4
BENEVA LAKES HEALTHCARE & REHAB CENTER			4	100%	4
DEVEREUX FLORIDA CHILDRENS CENTER			4	100%	4
UF HEALTH PATHOLOGY LABORATORIES			4	100%	4
APOPKA FAMILY HEALTH CENTER		3	1	25%	4
MINUTECLINIC DIAGNOSTIC MED GRP OF SAN		3	1	25%	4
TMH PHYSICIAN PARTNERS SOUTHWOOD		1	3	75%	4
REFUGE A HEALING PLACE, THE			4	100%	4
Kroger 752 - The Little Clinic Central Station		3	1	25%	4
DIAGNOSTIC & MEDICAL SPECIALISTS OF GREENWICH		2	2	50%	4
UNIVERSITY OF MIAMI STUDENT HEALTH SERVICE			4	100%	4
AIREVAC INTERNATIONAL		4			4
CHILDREN'S MEDICAL GROUP		4			4
FAMILY MEDICAL CLINIC HOMESTEAD, LLC			4	100%	4
CVS IL8751POCT CHICAGO		4			4
DIAMOND SPEEDWAY DIALYSIS		1	3	75%	4
WINCHESTER MEDICAL CENTER			4	100%	4
PEACEHEALTH LABORATORIES		3	1	25%	4
MONTANA DEPARTMENT OF PUBLIC HEALTH & HUMAN SERVICES			4	100%	4
CVS OH2342POCT WEST CHESTER		3	1	25%	4
PANCARE HEALTH YOUNGSTOWN			4	100%	4
CVS TN7289POCT SIGNAL MOUNTAIN		4			4
JFK INTERNAL MEDICINE FACULTY PRACTICE		2	2	50%	4
PRL NYC PANDEMIC RESPONSE LAB			4	100%	4
WOMEN'S CARE FLORIDA, LLC		4			4
CONSOLIDATED LABORATORY SERVICES			4	100%	4
MORGAN STANLEY HEALTH CENTER		4			4
DEACONESS HOSPITAL			4	100%	4
DEPARTMENT OF HEALTH/ NEW YORK			4	100%	4
CVS TX2263POCT SAN ANTONIO		4			4
MEDEXPRESS - NEWARK		4			4
PELICAN LANDING		1	3	75%	4
BETH ISRAEL MEDICAL CENTER LABS		4			4
ManorCare Health Services Camp Hill		4			4
Millennium Nursing & Rehab Center		4			4
AURORA BAYCARE UROLOGY			4	100%	4
REGIONAL MEDICAL LAB			4	100%	4
ARCPOINT LABS OF FORT LAUDERDALE, FL CENTRAL		1	3	75%	4
CELEBRATION PEDIATRICS			4	100%	4
Metro West Nursing and Rehab			4	100%	4
CVS TN7698POCT KNOXVILLE		4			4
PDL PHARMACY CORP			4	100%	4
MEDICAL CENTER ENTERPRISE			4	100%	4
SANFORD SOUTH UNIVERSITY		4			4

COVID-19: testing by laboratory

Data through Mar 1, 2021 verified as of Mar 2, 2021 at 09:25 AM

Data in this report are provisional and subject to change.

The numbers in the table below represent the number of Florida and non-Florida residents for whom test results were received by the Department of Health. A person can be tested by more than one laboratory and can have both positive and negative results. **Therefore, the sum of the numbers in each column will be larger than the total number of people tested.**

Reporting lab	Inconclusive	Negative	Positive	Percent positive	Total
OHSU MOLECULAR MICROBIOLOGY LAB		3	1	25%	4
SYNEXUS CLINICAL RESEARCH US INC		2	2	50%	4
GUIDANCE / CARE CENTER, INC		4			4
ACCENT PHYSICIAN SPECIALISTS PA		4			4
MEDEXPRESS URGENT CARE - LOGAN		4			4
INVERNESS FAMILY CARE HIGH RISK PLLC			4	100%	4
NAVAL MEDICAL CENTER SAN DIEGO			4	100%	4
JOSEF SCHENKER, MD, PC		4			4
SUMNER REGIONAL MEDICAL CENTER		3	1	25%	4
CVS CT718POCT ANSONIA		4			4
URGENT CARE - OCONEE		2	2	50%	4
EMORY UNIVERSITY HOSPITAL		1	3	75%	4
CALUSA HARBOUR			4	100%	4
CVS NC2313POCT RALEIGH		3	1	25%	4
THE OASIS ALF		4			4
CVS MINUTE CLINIC DIAGNOSTIC OF KANSAS, PA		4			4
COVID TESTING LLC			4	100%	4
MEDLAB INC		4			4
AHC of Mckenzie		4			4
PRINCIPLE LABORATORY		3	1	25%	4
FHCP - ORMOND BEACH			4	100%	4
MARION AND BERNARD L SAMSON NURSING CENTER			4	100%	4
CVS CA9715POCT THOUSAND OAKS		4			4
HEART OF FLORIDA HEALTH CENTER INC		1	3	75%	4
SunTerrace Health Care Center		3	1	25%	4
MINUTE CLINIC #8979		4			4
INFINITI LABS INC			4	100%	4
CVS PA813POCT RICHBORO		4			4
EXPRESS TESTING-ONE			4	100%	4
PHYSICIANS QUALITY CARE			4	100%	4
CONSULATE HEATH CARE AT WEST ALTAMONTE			4	100%	4
MEDEXPRESS URGENT CARE - WEIRTON		4			4
Oakwood - North Baldwins Center for Living		4			4
Health Care Center of Jacksonville			4	100%	4
L3HARRIS FAMILY MEDICAL CENTER			4	100%	4
SONIC REFERENCE LABORATORY			4	100%	4
CVS GA2147POCT KENNESAW		3	1	25%	4
MINUTECLINIC DIAGNOSTIC OF RHODE ISLAN		4			4
MINUTECLINIC MINUTECLINIC #921		4			4
REHABILITATION CENTER OF WINTER PARK,THE			4	100%	4
MEDEXPRESS URGENT CARE - MBURG COMMONS		4			4
Kroger 124 - The Little Clinic University		3	1	25%	4
CORIZON HEALTH INC			4	100%	4
MINUTE CLINIC DIAGNOSTIC OF VIRGINIA, LLC #7543		4			4
RML PHARMACY PC		4			4
HUNT CLUB MEDICAL CARE			4	100%	4
ORANGE COUNTY HEALTH DEPARTMENT		2	2	50%	4

COVID-19: testing by laboratory

Data through Mar 1, 2021 verified as of Mar 2, 2021 at 09:25 AM

Data in this report are provisional and subject to change.

The numbers in the table below represent the number of Florida and non-Florida residents for whom test results were received by the Department of Health. A person can be tested by more than one laboratory and can have both positive and negative results. **Therefore, the sum of the numbers in each column will be larger than the total number of people tested.**

Reporting lab	Inconclusive	Negative	Positive	Percent positive	Total
GASTROENTEROLOGY ASSOC OF PENSACOLA, PA		2	2	50%	4
PORT ORANGE NURSING & REHAB			4	100%	4
MINUTE CLINIC DIAGNOSTIC OF VIRGINIA, LLC #1905		4			4
CAREATC, INC.			4	100%	4
TRIDENT BIOMETRICS		3	1	25%	4
CVS TN2179POCT MURFREESBORO		4			4
SIGNATURE CARE MONTROSE		2	2	50%	4
CULLMAN REGIONAL URGENT CARE		3	1	25%	4
Westminster Manor		3	1	25%	4
MINUTECLINIC DIAG OF IND LLC #1367		4			4
TREASURE COAST URGENT & FAMILY CARE			4	100%	4
BETHPAGE EXTENDED HOURS CENTER		4			4
NORTH OKALOOSA CLINIC CORP		1	3	75%	4
State Lab Unspecifd			4	100%	4
REELFOOT FAMILY WALK IN CLINIC		3	1	25%	4
HARBORCHASE OF VILLAGES CROSSING			4	100%	4
MIAMI COMMUNITY HEALTH CENTER INC		1	3	75%	4
INTERMARKET FACILITY			4	100%	4
CVS TX8351POCT BEAUMONT		4			4
SINAI PLAZA NURSING AND REHAB CENTER			4	100%	4
CVS HEALTH, #2043		4			4
LIFE CARE HOME HEALTH SERVICES LLC		1	3	75%	4
CAPITAL HEALTH LABORATORY INC			4	100%	4
MEDEXPRESS URGENT CARE - FREDERICK		4			4
CVS MA394POCT SEEKONK		4			4
ADVANCED URGENT CARE LLC		1	3	75%	4
MEDEXPRESS URGENT CARE - MOUNTAIN HOME		3	1	25%	4
MINUTE CLINIC OF KANSAS PA		1	3	75%	4
RIVER CITY MEDICAL ASSOCIATES INC			4	100%	4
FLORENCE - HUNTSVILLE HOSPITAL URGENT CARE		3	1	25%	4
SIGNATURE CARE EMERGENCY CENTER		2	2	50%	4
CVS TX8387POCT AUSTIN		4			4
MEDEXPRESS URGENT CARE - PRINCETON		4			4
MINUTE CLINIC, LLC #4650		4			4
NEMOURS CHILDREN'S CLINIC			4	100%	4
MASSASHUSETTS STATE LAB INSTITUTE		1	3	75%	4
BAYLOR ESOTERIC AND MOLECULAR LAB			4	100%	4
UNION CITY MANOR NURSING CENTER		4			4
COURTYARD GARDENS OF BOYNTON BEACH, LLC		1	3	75%	4
HAMPTON ALF AT 24TH ROAD LLC			4	100%	4
PRIMECARE		2	2	50%	4
DASCENA LABORATORY			4	100%	4
BAPTIST HEALTH MEDICAL CENTER			4	100%	4
DTR LABS		3	1	25%	4
MEDEXPRESS URGENT CARE - MARKHAM STREE		3	1	25%	4
CAREWELL 202			4	100%	4
DAVENPORT PEDIATRICS CLERMONT PA		2	2	50%	4

COVID-19: testing by laboratory

Data through Mar 1, 2021 verified as of Mar 2, 2021 at 09:25 AM

Data in this report are provisional and subject to change.

The numbers in the table below represent the number of Florida and non-Florida residents for whom test results were received by the Department of Health. A person can be tested by more than one laboratory and can have both positive and negative results. **Therefore, the sum of the numbers in each column will be larger than the total number of people tested.**

Reporting lab	Inconclusive	Negative	Positive	Percent positive	Total
CLINICAL PATHOLOGY LABORATORIES			4	100%	4
MEDEXPRESS URGENT CARE - TEAYS VALLEY		3	1	25%	4
CVS OH3301POCT WOODMERE		4			4
COMPREHENSIVE CLINICAL RESEARCH, LLC			4	100%	4
DEPARTMENT OF PATHOLOGY ROME MEMORIAL		3	1	25%	4
CVS GA2108POCT NORCROSS		2	2	50%	4
THONOTOSASSA COMMUNITY HEALTH CENTER		1	3	75%	4
CLEARWATER		2	1	33%	3
URGENT DOC - URGENT CARE CLINIC			3	100%	3
WINDSOR AT OCALA		2	1	33%	3
PARADISE VILLA ALF INCORPORATED		3			3
NORTHERN LIGHT LABORATORY		1	2	67%	3
LEESBURG REGIONAL MEDICAL CENTER URGENT CARE			3	100%	3
CVS PA5890POCT MONROEVILLE		2	1	33%	3
CVS TX10140POCT THE WOODLANDS		3			3
NEW YORK STATE DEPARTMENT OF HEALTH		1	2	67%	3
MINUTECLINIC DIAGNOSTIC OF VIRGINIA, LLC #1416		3			3
MINUTE CLINIC LLC #6765		3			3
MEDEXPRESS URGENT CARE - RICHMOND, W BROAD ST		3			3
CVS IN5696POCT FORT WAYNE		3			3
ANN STORCK CENTER INC		3			3
INSPIRA MEDICAL CENTER VINELAND LAB		2	1	33%	3
DOCTORS HOSPITAL RENAISSANCE			3	100%	3
HOMELAND CENTER		3			3
NYU WINTHROP LABORATORY		3			3
CVS GA3766POCT DACULA		1	2	67%	3
CVS MI8049POCT WATERFORD		3			3
HOPE HEALTH CARE, LLC		3			3
MPG JACKSONVILLE ATLANTIC BLVD		1	2	67%	3
IMMERSION RESIDENTIAL LLC			3	100%	3
IOWA DEPARTMENT OF PUBLIC HEALTH			3	100%	3
TIEHH BIOTERRORISM RESPONSE LAB			3	100%	3
NORTH NAPLES HOSPITAL RESPIRATORY THERAPY DEPARTMENT			3	100%	3
PATHOLOGY REFERENCE LAB LLC			3	100%	3
CVS MD1515POCT LEONARDTOWN		2	1	33%	3
SOUTH LAKE FAMILY HEALTH CENTER			3	100%	3
CVS MO8556POCT KANSAS CITY		3			3
NONA PEDIATRIC CENTER			3	100%	3
MID FLORIDA CLINICAL LABORATORY		2	1	33%	3
TERRACE OF ST CLOUD, THE		2	1	33%	3
MINUTECLINIC DIAG OF IND, LLC #6910		3			3
ASPEN VALLEY HOSPITAL			3	100%	3
MINUTECLINIC, LLC #1452		3			3
SOUTH COUNTY MENTAL HEALTH CENTER INC			3	100%	3
Robert Wood Johnson University Hospital		2	1	33%	3
MONTEFIORE MEDICAL CENTER LABS MONTEFIORE		2	1	33%	3
CUMBERLAND MEDICAL CENTER INC		3			3

COVID-19: testing by laboratory

Data through Mar 1, 2021 verified as of Mar 2, 2021 at 09:25 AM

Data in this report are provisional and subject to change.

The numbers in the table below represent the number of Florida and non-Florida residents for whom test results were received by the Department of Health. A person can be tested by more than one laboratory and can have both positive and negative results. **Therefore, the sum of the numbers in each column will be larger than the total number of people tested.**

Reporting lab	Inconclusive	Negative	Positive	Percent positive	Total
BOLING, STEPHANIE		3			3
FELICIDAD MEDICAL CENTER INC			3	100%	3
DOCTOR 4 U CLINIC		1	2	67%	3
UNIVERSITY OF KANSAS MEDICAL CENTER			3	100%	3
CVS HEALTH, #1994		2	1	33%	3
BEEBE MEDICAL CENTER LABORATORY		3			3
GAINESVILLE PEDIATRIC ASSOCIATES			3	100%	3
ATLANTIC SURGERY CENTER OF JACKSONVILLE BEACH		3			3
COVANCE CLS			3	100%	3
MANORCARE NURSING & REHABILITATION CENTER-NAPLES		3			3
LAHEY CLINIC MEDICAL CENTER			3	100%	3
BROOKDALE LAKE MARY			3	100%	3
BAPTIST PRIMARY CARE FERNANDINA BEACH			3	100%	3
LOCH HAVEN PEDIATRICS			3	100%	3
STEAMBOAT EMERGENCY CENTER			3	100%	3
CVS PA258POCT MCKEES ROCKS		3			3
PINELLAS PARK HEALTH CENTER - PINELLAS CHD		1	2	67%	3
NYC PUBLIC HEALTH LABS			3	100%	3
SUNDALE NURSING HOME		3			3
MINUTECLINIC DIAG OF IND, LLC #8645		3			3
MARYLAND STATE DEPT OF HEALTH	2		1	33%	3
CVS NJ862POCT MARLBORO		3			3
EAST TENNESSEE CHILDREN'S HOSPITAL		2	1	33%	3
ADVENTHEALTH SEBRING- INFECTION CONTROL DEPARTMENT			3	100%	3
SUNSHINE STATE DIALYSIS			3	100%	3
WELLMED AT APOLLO BEACH BLVD		1	2	67%	3
SCRIPPS CLINIC MEDICAL			3	100%	3
Village on the Green			3	100%	3
CLINICAL CARE ASSOCIATES, INC			3	100%	3
CVS NC7548POCT FUQUAY VARINA		2	1	33%	3
VILLAGES HEALTH, THE		3			3
CENTURY LINK SPORTS COMPLEX			3	100%	3
FAMILY TREE MEDICAL GROUP PA		2	1	33%	3
INTERNAL MEDICINE & PEDIATRICS WELLNESS CENTER			3	100%	3
SEMINOLE FAMILY HEALTH CENTER		3			3
LIVINGSTON COUNTY DEPT OF HEALTH REPRO			3	100%	3
MINNEOLA PLACE A HOMEBRIDGE COMMUNITY		3			3
FLORIDA MEDICAL CLINIC -INTERNAL MED DADE CITY			3	100%	3
JOSEPH SCHENKER MD PC		3			3
Fort Gaines Health and Rehab		3			3
HILLVIEW LABORATORY			3	100%	3
Magnolia Health and Rehab Center			3	100%	3
BRENTWOOD SENIOR LIVING AT ST PETE			3	100%	3
SISD EMPLOYEE HEALTH CLINIC			3	100%	3
FLAGLER FAMILY MEDICINE PA			3	100%	3
PARRISH MEDICAL CENTER-WAIVED TESTING		3			3
MEDIC INFUSION PA		3			3

COVID-19: testing by laboratory

Data through Mar 1, 2021 verified as of Mar 2, 2021 at 09:25 AM

Data in this report are provisional and subject to change.

The numbers in the table below represent the number of Florida and non-Florida residents for whom test results were received by the Department of Health. A person can be tested by more than one laboratory and can have both positive and negative results. **Therefore, the sum of the numbers in each column will be larger than the total number of people tested.**

Reporting lab	Inconclusive	Negative	Positive	Percent positive	Total
CVS RI1717POCT 1 CVS DR			3	100%	3
BARONESS ERLANGER HOSPITAL		3			3
NEMOURS CHILDRENS PRIMARY CARE HORIZON WEST			3	100%	3
AVANTE INVERNESS		1	2	67%	3
CANOPY PEDIATRICS		3			3
COASTAL SKIN SURGERY AND DERMATOLOGY PL		3			3
Hunterdon Medical Center Laboratory		3			3
LONGWOOD FAMILY MEDICINE		1	2	67%	3
MEDEXPRESS URGENT CARE - WHEELING		2	1	33%	3
CVS IL8747POCT CHICAGO		3			3
LEVY COUNTY DEPT. OF PUBLIC SAFETY		1	2	67%	3
MINUTECLINIC DIAGNOSTIC OF WISCONSIN,		3			3
ADVENT HEALTH - CENTRAL PASCO ER			3	100%	3
MINUTECLINIC 7196		2	1	33%	3
CVS IN6713POCT BLOOMINGTON		3			3
QUALITY LABORATORY SERVICE		2	1	33%	3
Kroger 635 - The Little Clinic Dacula		3			3
SOFTCELL L-FORM LABORATORIES, LLC			3	100%	3
THOMAS LANGLEY			3	100%	3
VIRGINIA DEPARTMENT OF HEALTH DIVISION OF			3	100%	3
JUPITER INTERNAL MEDICINE AND ASSOCIATES			3	100%	3
BAPTIST HOSPITAL NURSING/PATIENT CARE			3	100%	3
TIFTON CARECONNECT URGENT CARE			3	100%	3
DEPARTMENT OF HEALTH AND HUMAN SERVICES DIVISION OF BEHAVIORAL HEALTH		1	2	67%	3
HARBORCHASE OF STUART			3	100%	3
MD ANDERSON CANCER CENTER DI BAY AREA			3	100%	3
STUYVESANT URGENT CARE		3			3
ST VINCENTS AMBULATORY CARE INC		1	2	67%	3
MENORAH MANOR			3	100%	3
HELIX LW UC		1	2	67%	3
HELIX MEDICAL CENTERS		1	2	67%	3
CORTLAND COUNTY HEALTH DEPARTMENT		3			3
PATIENT FIRST - ALLENTOWN			3	100%	3
FIRST CARE - MIDDLESBORO			3	100%	3
HAVEN CUSTEAD CARE CENTER			3	100%	3
CVS NC2771POCT CLAYTON		2	1	33%	3
CVS MO8555POCT KANSAS CITY		3			3
Gulfport Rehabilitation Center			3	100%	3
HALIFAX HEALTH CARE FOR WOMEN		3			3
NORTH SHORE HOSP. INFECTION CONTROL			3	100%	3
BETTERMED URGENT CARE			3	100%	3
OHIO DEPARTMENT OF HEALTH LABORATORY		2	1	33%	3
ADRIANA M CASTRO MD PA		3			3
MEDEXPRESS URGENT CARE - NORTH LITTLE		2	1	33%	3
FHPG_EXP CARE PALM HARBOR			3	100%	3
WHITE EARTH IHS MAIN LAB		3			3
TARRANT COUNTY PUBLIC HEALTH		3			3

COVID-19: testing by laboratory

Data through Mar 1, 2021 verified as of Mar 2, 2021 at 09:25 AM

Data in this report are provisional and subject to change.

The numbers in the table below represent the number of Florida and non-Florida residents for whom test results were received by the Department of Health. A person can be tested by more than one laboratory and can have both positive and negative results. **Therefore, the sum of the numbers in each column will be larger than the total number of people tested.**

Reporting lab	Inconclusive	Negative	Positive	Percent positive	Total
FLORIDA MENTOR-POINT WEST CLUSTER		3			3
ENCOMPASS HEALTH REHABILITATION OF ALTAMONTE			3	100%	3
UNIVERSITY OF MICHIGAN		2	1	33%	3
Cleveland Clinic Weston			3	100%	3
Gracemore Nursing and Rehab		3			3
ALLIANCE FOR MULTISPECIALTY RESEARCH		3			3
SCHIFF CENTER FOR LIVER DISEASES		1	2	67%	3
BNC Medical Investors, LLC Berrien Nursing & Rehabilitation Center		3			3
WELLSTAR KENNESTONE HOSPITAL			3	100%	3
CAREHERE LLC			3	100%	3
CARESPOT-WELLINGTON			3	100%	3
THE OASIS BEACHSIDE		3			3
2412 LEBANON PIKE		2	1	33%	3
MEDEXPRESS URGENT CARE GREENSBURG		2	1	33%	3
VICAR'S LANDING NURSING HOME		2	1	33%	3
DACH MAIN LAB			3	100%	3
MINUTECLINIC DIAGNOSTICS OF IND LLC		1	2	67%	3
CVS GA5637POCT VILLA RICA		3			3
Kroger 768 - The Little Clinic Leestown Rd		2	1	33%	3
CVS TX5877POCT PEARLAND		3			3
THE CLINIC OF PEDIATRICS & GI MEDICINE, INC			3	100%	3
ORCHID COVE DAYTONA			3	100%	3
UHEALTH JACKSON URGENT CARE - CUTLER BAY		1	2	67%	3
MEDFIRST URGENT CARE			3	100%	3
CVS OH3458POCT BEAVERCREEK		3			3
Broadview Multi-Care Center		3			3
MEDICAL SERVICES OF AMERICA HOME HEALTH		3			3
CARDIOTHORACIC SURGERY OF HYDE PARK			3	100%	3
NORTH BROWARD HOSPITAL DISTRICT HEALTHCARE FOR THE HOMELESS			3	100%	3
MALABAR FAMILY PRACTICE		1	2	67%	3
MEADOWS AT CYPRESS GARDENS, THE		3			3
CANCER RESEARCH LAB, BOB JONES UNIVERSITY		3			3
ORLANDO FAMILY PHYSICIANS INC			3	100%	3
CVS IN6605POCT INDIANAPOLIS		2	1	33%	3
TUFTS MEDICAL CENTER			3	100%	3
MINUTECLINIC LLC #5176			3	100%	3
COVID PROCESSING SITE			3	100%	3
SPARROW CENTRAL LAB			3	100%	3
H/L of WEst Ashley Rhabilitation and Nursing Center		3			3
HARBOUR'S EDGE		2	1	33%	3
NAPHCARE INC		2	1	33%	3
WINDER NURSING INC DBA WINDER HEALTH CARE		3			3
CAPTIAL REGIONAL MEDICAL CENTER			3	100%	3
SUPER HEALTH PHARMACY LLC		3			3
MINUTECLINIC, LLC #05814		3			3
WEST TN HEALTH MED NORTH		3			3
SOUTH MIAMI HOSPITAL			3	100%	3

COVID-19: testing by laboratory

Data through Mar 1, 2021 verified as of Mar 2, 2021 at 09:25 AM

Data in this report are provisional and subject to change.

The numbers in the table below represent the number of Florida and non-Florida residents for whom test results were received by the Department of Health. A person can be tested by more than one laboratory and can have both positive and negative results. **Therefore, the sum of the numbers in each column will be larger than the total number of people tested.**

Reporting lab	Inconclusive	Negative	Positive	Percent positive	Total
MEDEXPRESS URGENT CARE-CLOQUET		3			3
MEDEXPRESS URGENT CARE - WILKES BARRE		2	1	33%	3
NATURE COAST PRIMARY CARE LAB LLC			3	100%	3
PROHEALTH PRIMARY CARE - GLEN OAKS		3			3
LITTLE SPURS PEDIATRIC URGENT CARE		1	2	67%	3
COASTAL LABORATORIES OF FLORIDA			3	100%	3
CLINICA HISPANIA			3	100%	3
CELEBRATION PRIMARY CARE ASSOCIATES LLC		3			3
PEDIATRICS BY THE SEA JOG RD OFFICE			3	100%	3
Englewood Health and Rehab			3	100%	3
CLARA MAASS TRANSITIONAL CARE UNIT		3			3
CCRX OF NORTH CAROLINA, LLC		2	1	33%	3
MINUTECLINIC DIAG OF IND, LLC #5369		2	1	33%	3
WALGREENS #07502		3			3
MINUTECLINIC, LLC #09202		2	1	33%	3
ORLANDO REGIONAL HEALTH SERVICES		1	2	67%	3
CVS PHARMACY INC DBA CVS/PHARMACY #10908		3			3
NASSAU COUNTY HEALTH DEPARTMENT		3			3
HIALEAH SHORES NURSING AND		2	1	33%	3
CENTRAL DUPAGE HOSPITAL			3	100%	3
AIRPORT CLINIC			3	100%	3
PROGRESS PHARMACY INC			3	100%	3
ALLIED PHYSICIANS GROUP PLLC		3			3
MEDICAL CENTER OF CENTRAL GEORGIA			3	100%	3
ADVICE FOR OPTIMAL WELLNESS, INC			3	100%	3
LPG PRIMARY CARE AT PINE ISLAND		3			3
RAPID CITY RUGENT CARE			3	100%	3
NASSAU COUNTY HEALTH DEPARTMENT-FERNANDINA BEACH C		3			3
CALLE OCHO DIALYSIS			3	100%	3
MEDEXPRESS URGENT CARE - LITTLE ROCK		2	1	33%	3
Medilodge of Montrose		3			3
HEALGEN SCIENTIFIC			3	100%	3
Marian Manor, Inc		3			3
MAYO		1	2	67%	3
MEDEXPRESS URGENT CARE - WALDORF, CRAIN HWY		3			3
Kennedy University Hospital -Wash Twp L		3			3
BLACK STALLION WALK IN AND EXERCISE CLINICS LLC		1	2	67%	3
VIRGINIA DIVISION OF CONSOLIDATED LABORATORIES			3	100%	3
MEDEXPRESS - WILMINGTON CONCORD PIKE		2	1	33%	3
NEBRASKA DEPARTMENT OF HEALTH AND HUMAN SERVICES			3	100%	3
ST. PETERSBURG PEDIATRICS- 38TH AVENUE			3	100%	3
SUNCREST OMNI		3			3
CVS MN6811POCT PLYMOUTH		3			3
MINUTECLINIC DIAG OF IND LLC #6840		3			3
MICHIGAN HEALTH CLINIC LABORATORIES		2	1	33%	3
CLINICAL CARE CENTER, INC			3	100%	3
Kroger 125 - The Little Clinic Castle Rock		2	1	33%	3

COVID-19: testing by laboratory

Data through Mar 1, 2021 verified as of Mar 2, 2021 at 09:25 AM

Data in this report are provisional and subject to change.

The numbers in the table below represent the number of Florida and non-Florida residents for whom test results were received by the Department of Health. A person can be tested by more than one laboratory and can have both positive and negative results. **Therefore, the sum of the numbers in each column will be larger than the total number of people tested.**

Reporting lab	Inconclusive	Negative	Positive	Percent positive	Total
MINUTECLINIC MINUTECLINIC #3665		3			3
LEE MEMORIAL HOSPITAL BLOOD GAS LAB			3	100%	3
MEDEXPRESS URGENT CARE - WEST ST PAUL, ROBERT ST S		3			3
KISSIMMEE URGENT CARE		3			3
NORTH CAROLINA DEPT OF HEALTH & HUMAN SRVCS STATE LAB OF PUBLIC HEALTH			3	100%	3
SCIENTIFIC LABORATORY DIVISION			3	100%	3
PROPATH			3	100%	3
MINUTECLINIC DIAGNOSTIC OF OHIO #6147		2	1	33%	3
MEDEXPRESS URGENT CARE-ARLINGTON		2	1	33%	3
THE PATHOLOGY LABORATORY		1	2	67%	3
ESCO DRUG CO INC		3			3
BAYSIDE URGENT CARE CENTER INC			3	100%	3
STRINGFELLOW MEMORIAL HOSPITAL		3			3
CVS MINUTE CLINIC DIAGNOSTIC MED GRP OF CAL		3			3
CVS SC5550POCT CLOVER		2	1	33%	3
FLORIDA LABORATORY ANALYSIS, LLC			3	100%	3
CVS TX10016POCT PRINCETON		3			3
MED EXPRESS URGENT CARE PC - MARYLAND		2	1	33%	3
CVS MD4371POCT OCEAN CITY		3			3
BAPTIST PRIMARY CARE, INC.		2	1	33%	3
WALGREENS NO 19542		3			3
VA PRIMARY CARE ANNEX			3	100%	3
BROOKDALE SENIOR LIVING			3	100%	3
Kroger 758 - The Little Clinic Providence		3			3
MOBIL LAB FOR ALL INC		3			3
GREATER MOBILE URGENT CARE - SPRINGHILL			3	100%	3
SHANDS AT LAKE SHORE LAB		1	2	67%	3
Westside Terrace		3			3
OPTUM OF RED ROAD		3			3
LAKE MARY PEDIATRICS			3	100%	3
GONZALEZ MD AND ASWAD MD HEALTH SERVICES			3	100%	3
ADVANCED PEDIATRICS			3	100%	3
NASSAU UNIVERSITY MEDICAL CENTER DEPT		2	1	33%	3
ADVANCED MEDICAL RESEARCH CENTER LLC			3	100%	3
MEDEXPRESS URGENT CARE, HERMITAGE		1	2	67%	3
DEPARTMENT OF HEALTH AND ENVIRONMENTAL CONTROL			3	100%	3
Lakeview Village		3			3
LAURELLWOOD NURSING CENTER		1	2	67%	3
Bethany Health and Rehab		3			3
BAYCARE MEDICAL GROUP, INC		3			3
CVS NV2928POCT LAS VEGAS		3			3
GENDERXPRESS/PICTURE ME PERFECT IMAGING			3	100%	3
Kroger 627 - The Little Clinic Castleberry		2	1	33%	3
SPRING LAKE REHABILITATION CENTER			3	100%	3
CVS NC7213POCT MATTHEWS		3			3
COMMUNITY MEDICAL CENTER			3	100%	3
TMH PHYSICIAN PARTNERS BLOUNTSTOWN			3	100%	3

COVID-19: testing by laboratory

Data through Mar 1, 2021 verified as of Mar 2, 2021 at 09:25 AM

Data in this report are provisional and subject to change.

The numbers in the table below represent the number of Florida and non-Florida residents for whom test results were received by the Department of Health. A person can be tested by more than one laboratory and can have both positive and negative results. **Therefore, the sum of the numbers in each column will be larger than the total number of people tested.**

Reporting lab	Inconclusive	Negative	Positive	Percent positive	Total
WINKLER COURT		2	1	33%	3
ADVANCED HEART CARE OF SOUTH FLORIDA		3			3
MEDEXPRESS URGENT CARE - WAXAHACHIE, N HIGHWAY 77		1	2	67%	3
MOULTRIE CREEK NURSING AND REHAB			3	100%	3
CVS MO4850POCT SPRINGFIELD		3			3
ST LUKES HOSPITAL LABORATORY		2	1	33%	3
MUNSON MEDICAL CENTER			3	100%	3
CTRS			3	100%	3
APEX CLINICAL LABORATORIES INC		3			3
VIRTUA MEMORIAL HOSPITAL BURLINGTON COUNTY		1	2	67%	3
LEXINGTON MEDICAL CENTER		1	2	67%	3
OWL NOW URGENT CARE			3	100%	3
BROOME COUNTY HEALTH DEPARTMENT		2	1	33%	3
VENICE REGIONAL MEDICAL CENTER			3	100%	3
ST LUCIE COUNTY HEALTH DEPARTMENT		2	1	33%	3
FLORIDA HOSPITAL LABORATORIES		3			3
MINUTECLINIC DIAGNOSTIC MED GRP OF ORA		2	1	33%	3
CVS IN3975POCT JEFFERSONVILLE		2	1	33%	3
UNITY HEALTH AND REHABILITATION CENTER			3	100%	3
SIGNATURE CARE PFLUGERVILLE			3	100%	3
SAVANNAH COVE		3			3
CVS PA1379POCT LANSDALE		3			3
KETAMINE HEALTH CENTERS AT BONITA SPRINGS, LLC		3			3
CAMPAZZI CONCIERGE MEDICAL SERVICES		2	1	33%	3
WAL-MART STORES EAST LP		2	1	33%	3
ALLIANCE LABS @LRMC			3	100%	3
AMI ST FRANCIS HOSPITAL LABORATORY		2	1	33%	3
LUVERNE HEALTH AND REHABILITATION		3			3
Kroger 186 - The Little Clinic Holiday Manor		2	1	33%	3
DOCTORS CENTER PA,THE		3			3
NC STATE LABORATORY OF PUBLIC HEALTH		3			3
EXPEDIAN URGENT CARE			3	100%	3
PEDIATRICS AND ADOLESCENT MEDICINE		2	1	33%	3
AZALEALAND NURSING HOME		3			3
Rosedale Green		3			3
ST. LUKE'S HOSPITAL - BETHLEHEM CAMPUS		1	2	67%	3
HEARTLAND - CHARLESTON OF HANAHAN SC,		3			3
INTERNAL MEDICINE AND WOUND CARE SPECIALIST LLC		3			3
OPENTRONS PRL		2	1	33%	3
FAMILY FIRST PEDIATRICS			3	100%	3
MARTHA A PRICE MD PA		1	2	67%	3
BRADENTON PHYSICIAN MEDICAL CENTER			3	100%	3
MEDEXPRESS URGENT CARE, BELLE VERNON		3			3
SURETOX LABORATORY LLC		2	1	33%	3
MINUTECLINIC, LLC (CLINIC 10928)		3			3
MARION COUNTY FIRE RESCUE		3			3
GRADY MEMORIAL HOSPITAL/MICRO			3	100%	3

COVID-19: testing by laboratory

Data through Mar 1, 2021 verified as of Mar 2, 2021 at 09:25 AM

Data in this report are provisional and subject to change.

The numbers in the table below represent the number of Florida and non-Florida residents for whom test results were received by the Department of Health. A person can be tested by more than one laboratory and can have both positive and negative results. **Therefore, the sum of the numbers in each column will be larger than the total number of people tested.**

Reporting lab	Inconclusive	Negative	Positive	Percent positive	Total
PREMIER FAMILY AND SPORTS MEDICINE		2	1	33%	3
WYOMING DEPT OF HEALTH			3	100%	3
CVS NJ715POCT WAYNE		3			3
CVS TN7144POCT BARTLETT		3			3
HOUSTON METHODIST HOSPITAL			3	100%	3
TRUE HEALTH - LAKE UNDERHILL		3			3
Kroger 093 - The Little Clinic Stapleton		2	1	33%	3
CARENOW-ATASCOCITA			3	100%	3
US SPECIALTY LABS			3	100%	3
CENTRAL FLORIDA PRIMARY CARE			3	100%	3
MEDEXPRESS-HOUSTON EAST FWY		1	2	67%	3
BNR PHARMACY INC		3			3
ALABAMA DEPT PUBLIC HEALTH			3	100%	3
COOPER UNIVERSITY HOSPITAL LABORATORY		2	1	33%	3
FLORIDA HOSPITAL PHYSICIANS GROUP		1	2	67%	3
SARASOTA PERSONAL MEDICINE		2	1	33%	3
SSM HEALTH ST LOUIS MICROBIOLOGY LABORATORY		1	2	67%	3
LPG PEDIATRICS AT LEHIGH ACRES		2	1	33%	3
GARCIA MORALES NELSON			3	100%	3
CVS SC2269POCT COLUMBIA		2	1	33%	3
YORK HOSPITAL - LABORATORY			3	100%	3
ALOHA HOME CARE LLC DBA ACCENTCARE HOME HEALTH OF		3			3
MINUTE CLINIC LLC #0169		3			3
CENTRAL JERSEY URGENT CARE OF BROWN MI		3			3
MEDEXPRESS URGENT CARE NORWIN		3			3
COL CROSSROAD		1	2	67%	3
CVS KS676POCT LAWRENCE		2	1	33%	3
MEDFUSION		2	1	33%	3
CVS OH3393POCT AURORA		2	1	33%	3
BROOKDALE OAKBRIDGE		1	2	67%	3
VA OUTPATIENT CLINIC-NEW PORT RICHEY			3	100%	3
NORTHCREST MEDICAL CENTER		1	2	67%	3
WELLMED AT FORT PIERCE		1	2	67%	3
CROSSVILLE MEDICAL GROUP		1	2	67%	3
CABELL HUNTINGTON HOSPITAL CLINICAL LAB			3	100%	3
NEMOURS CHILDRENS PRIMARY CARE MAITLAND			3	100%	3
LRHS Florida Poly Tech		3			3
BLACKWATER RIVER			3	100%	3
CORTLAND REGIONAL MEDICAL CENTER		3			3
LINCOLN MEDICAL CENTER		3			3
SOFTLAB			3	100%	3
BRANDON REGIONAL EMERGENCY CTR			3	100%	3
ACM MEDICAL LABORATORY ALLIANCE		1	2	67%	3
MEDEXPRESS URGENT CARE MARTINSBURG		2	1	33%	3
CVS MINUTE CLINIC DIAGNOSTIC MED GRP		3			3
SKIPPACK MEDICAL LAB			3	100%	3
NEWSTAR MEDICAL LABORATORIES		3			3

COVID-19: testing by laboratory

Data through Mar 1, 2021 verified as of Mar 2, 2021 at 09:25 AM

Data in this report are provisional and subject to change.

The numbers in the table below represent the number of Florida and non-Florida residents for whom test results were received by the Department of Health. A person can be tested by more than one laboratory and can have both positive and negative results. **Therefore, the sum of the numbers in each column will be larger than the total number of people tested.**

Reporting lab	Inconclusive	Negative	Positive	Percent positive	Total
COVENANT PEDIATRICS		1	2	67%	3
MINUTECLINIC DIAG OF IND, LLC #6483		1	2	67%	3
SMOKY MOUNTAIN URGENT CARE AND FAMILY MEDICINE CENTER			3	100%	3
Wynfield Park Health and Rehabilitation		3			3
NORTHWEST FLORIDA CLINICAL LAB		1	2	67%	3
MEDICAL UNIVERSITY SC HOSPITAL			3	100%	3
ACL LABORATORIES INDUSTRIAL TOXICOLOGY			3	100%	3
TAYLOR MANOR		1	2	67%	3
SUMMIT MEDICAL GROUP - WEST ORANGE		3			3
LIFE CARE CENTER OF SKAGIT VALLEY		3			3
OHIO HEALTH DOCTORS HOSPITAL			3	100%	3
FLORIDA GASTROENTEROLOGY ASSOCIATES PA		3			3
PROMPT CARE OF CENTRAL FLORIDA LLC			3	100%	3
AKRON GENERAL MEDICAL CENTER MAIN		3			3
EXETER HOSPITAL		3			3
CVS SC1540POCT MYRTLE BEACH		2	1	33%	3
LEE CONVENIENT CARE AT SUMMERLIN			3	100%	3
MURFREESBORO MEDICAL CLINIC		3			3
MT CARMEL PHARMACY INC		3			3
DELAWARE PUBLIC HEALTH LABORATORY		1	2	67%	3
CVS PA1193POCT JENKINTOWN		3			3
MONROE URGENT CARE		2	1	33%	3
ADVENT HEALTH MEDICAL GROUP FAMILY MEDICINE			3	100%	3
CVS OH6123POCT CINCINNATI		2	1	33%	3
YATES COUNTY PUBLIC HEALTH		3			3
MINUTECLINIC DIAGNOSTIC OF MICHIGAN, P		3			3
MEDEXPRESS URGENT CARE-HERSHEY		2	1	33%	3
QUATRACOR PLLC		3			3
SUN TERRACE HEALTH CARE CENTER			3	100%	3
LEE MEMORIAL HEALTH SYSTEM D/B/A		1	2	67%	3
MEDICAL CITY DALLAS HOSPITAL			3	100%	3
OPTUM PRIMARY CARE - SILVER LAKES			3	100%	3
BAPTIST HOSPITAL EMPLOYEE HEALTH OFF			3	100%	3
PUBLIC HEALTH TRUST OF MIAMI DADE COUNTY			3	100%	3
CVS IN6757POCT COLUMBUS		3			3
JS HEALTHCARE		2	1	33%	3
LOYOLA UNIVERSITY MEDICAL CENTER LABORATORY			3	100%	3
HCR ManorCare Greentree		3			3
IVY CREEK URGENT CARE OF ENTERPRISE			3	100%	3
PRISMA HEALTH MIDLANDS			3	100%	3
BAPTIST OUTPATIENT SERVICES			3	100%	3
CVS IL4778POCT EVANSTON		3			3
MONTANA PUBLIC HEALTH LAB			3	100%	3
ACCESS HEALTH CARE		2	1	33%	3
GYN PATH SERVICES			3	100%	3
LEESBURG COMMUNITY HEALTH CENTERS			3	100%	3
CENTRAL JERSEY URGENT CARE		3			3

COVID-19: testing by laboratory

Data through Mar 1, 2021 verified as of Mar 2, 2021 at 09:25 AM

Data in this report are provisional and subject to change.

The numbers in the table below represent the number of Florida and non-Florida residents for whom test results were received by the Department of Health. A person can be tested by more than one laboratory and can have both positive and negative results. **Therefore, the sum of the numbers in each column will be larger than the total number of people tested.**

Reporting lab	Inconclusive	Negative	Positive	Percent positive	Total
JOHNNIE RUTH CLARKE LAB			3	100%	3
MINUTECLINIC DIAGNOSTIC OF VIRGINIA, LLC		3			3
VELOCITY CARE			3	100%	3
CVS IN7653POCT EVANSVILLE		2	1	33%	3
MEDEXPRESS URGENT CARE-CHIPPEWA		2	1	33%	3
AUSTIN PUBLIC HEALTH			3	100%	3
GROVES CENTER			3	100%	3
HEPATOLOGY DIAGNOSTIC LAB			3	100%	3
MIDWAY SPECIALTY CARE RX LLC		1	2	67%	3
TAMPA		1	2	67%	3
RICHMOND CITY DEPARTMENT OF PUBLIC HEALTH			3	100%	3
GREENTREE MEDICAL CENTER			3	100%	3
MINUTECLINIC DIAG OF IND, LLC #6648		2	1	33%	3
SENTARA NORFOLK GENERAL HOSPITAL CENTRAL LAB			3	100%	3
Kroger 448 - The Little Clinic Mason		3			3
ADVANCED URGENT CARE CENTER OF THE UPPER KEYS		1	2	67%	3
ERIE COUNTY PUBLIC HEALTH CLINICAL		3			3
MEDICAL CENTER OF THE ROCKIES			3	100%	3
CVS OH6149POCT UPPER ARLINGTON		1	2	67%	3
24TH WEAPONS OF MASS DESTRUCTION - CIVIL SUPPORT		3			3
Life Care Center of Citrus County		2	1	33%	3
BLUE SPRINGS SURGERY CENTER		3			3
PARKWAY DRUGS OF ONEIDA COUNTY NORTH I		2	1	33%	3
CVS NC5532POCT SUMMERFIELD		3			3
NORTH DAKOTA DEPT OF HEALTH MICROBIOLOGY		1	2	67%	3
FULGENT GENETICS HOUSTON		3			3
CVS PA5241POCT CHALFONT		3			3
PREMIER CLINICAL RESEARCH INSTITUTE INC			3	100%	3
MEDEXPRESS URGENT CARE, CHAMBERSBURG		2	1	33%	3
ROANE MEDICAL CENTER		2	1	33%	3
FHPG TAMPA PRIMARY CARE			3	100%	3
Walgreens #5984		3			3
PLAINVIEW PRIMARY CARE		3			3
HARBORCHASE OF GAINESVILLE			3	100%	3
CGH MEDICAL CENTER			3	100%	3
Bainbridge Health and Rehab		3			3
CROWNE HEALTH CARE OF FORT PAYNE		2	1	33%	3
ESTERO FIRE RESCUE		3			3
ONslow MEMORIAL HOSPITAL LABORATORY		3			3
GADSDEN COUNTY HEALTH DEPARTMENT			3	100%	3
MED FUSION			3	100%	3
HEALTHQUEST, INC		2	1	33%	3
NDX-CORE LAB			3	100%	3
BRIGHAM AND WOMEN'S HOSPITAL			3	100%	3
NOVANT HEALTH PRESBYTERIAN		2	1	33%	3
CVS MA1852POCT MEDWAY		3			3
CARENOW-LEBANON		1	2	67%	3

COVID-19: testing by laboratory

Data through Mar 1, 2021 verified as of Mar 2, 2021 at 09:25 AM

Data in this report are provisional and subject to change.

The numbers in the table below represent the number of Florida and non-Florida residents for whom test results were received by the Department of Health. A person can be tested by more than one laboratory and can have both positive and negative results. **Therefore, the sum of the numbers in each column will be larger than the total number of people tested.**

Reporting lab	Inconclusive	Negative	Positive	Percent positive	Total
MERCY HOSPITAL			3	100%	3
MC DIAGNOSTIC OF CONNECTICUT, PC #114		3			3
DOUGLASVILLE NURSING AND REHABILITATIO		3			3
SANFORD MOBILE LAB			3	100%	3
COMMUNICABLE DISEASE CONTROL/PUBLIC HEALTH EMERGENCY PREPAREDNESS			3	100%	3
ELITE PRIMARY CARE OF WAYCROSS			3	100%	3
QUEST DIAGNOSTICS CLINICAL LABORATORIES INC		2	1	33%	3
KINGS BAY PEDIATRICS LLC			3	100%	3
Greystone Health Care Center		3			3
Kroger 388 - The Little Clinic Braelinn Village		3			3
320 S TRANSIT ST		3			3
URGENT CARE OF THE SMOKIES			3	100%	3
MINUTECLINIC LLC (2335)		1	1	50%	2
SHORE MEDICAL CENTER		2			2
MEASE MANOR MEMORY CARE		2			2
MEDEXPRESS URGENT CARE - OMAHA N 72 ST		2			2
CVS MA1006POCT BROCKTON		2			2
Luther Acres Manor		2			2
INTEGRITY CLINICAL RESEARCH CENTER INC		1	1	50%	2
MAINE CENTER FOR DISEASE CONTROL AND PREVENTION			2	100%	2
MEDEXPRESS URGENT CARE - BROOKHAVEN		2			2
INTERCOASTAL FAMILY PRATICE			2	100%	2
SUMMERFIELD RETIREMENT LIVING, INC			2	100%	2
TMH EC NORTHEAST LABORATORY			2	100%	2
OAKBRIDGE TERRACE AT SAE			2	100%	2
DALLAS BAPTIST UNIVERSITY - HEALTH SERVICES			2	100%	2
UMHC HOLLYWOOD LABORATORY			2	100%	2
PHYSICIANS LABORATORY SERVICES			2	100%	2
BAYSHORE MEDICAL CENTER			2	100%	2
CDK LIBERTY ENTERPRISES, LLC		2			2
WHITESANDS OUTPATIENT TREATMENT		2			2
MIDDLE TENN MENTAL HEALTH INSTITUTE		2			2
Church Creek SNF			2	100%	2
ORLANDO LUTHERAN TOWERS		1	1	50%	2
STARMED FAMILY & URGENT CARE			2	100%	2
RIVER CITY MEDICAL ASSOCIATES, INC			2	100%	2
NORTON IMMEDIATE CARE CENTER - PRESTON			2	100%	2
COLONIAL MEDICAL CENTER-EAST ORLANDO			2	100%	2
ELIZABETH CITY HEALTH & REHABILITATION		2			2
WISCONSIN STATE LABORATORY OF HYGIENE		1	1	50%	2
MAYO CLINIC GROUP PRACTICE LABORATORY			2	100%	2
MERCY CONVENIENT CARE			2	100%	2
DRR JMC URGENT CARE DONALD ROSS			2	100%	2
STARLING AT SAN JOSE			2	100%	2
UTMB PATHOLOGY CLINICAL SERVICES LABORATORY			2	100%	2
MINUTECLINIC DIAGNOSTIC OF TEXAS, LLC #7435		2			2
Kroger 441 - The Little Clinic Middletown		2			2

COVID-19: testing by laboratory

Data through Mar 1, 2021 verified as of Mar 2, 2021 at 09:25 AM

Data in this report are provisional and subject to change.

The numbers in the table below represent the number of Florida and non-Florida residents for whom test results were received by the Department of Health. A person can be tested by more than one laboratory and can have both positive and negative results. **Therefore, the sum of the numbers in each column will be larger than the total number of people tested.**

Reporting lab	Inconclusive	Negative	Positive	Percent positive	Total
SOLERA SPECIALTY PHARMACY LLC		1	1	50%	2
PINARD HOME HEALTH SERVICES INC			2	100%	2
COASTAL MEDICAL LAB			2	100%	2
Lakeside Oaks Care Center			2	100%	2
Good Samaritan Society-Blackduck		1	1	50%	2
Cedar Valley Nursing & Rehab Center		2			2
MID-FLORIDA PATHOLOGY LLC - MOBILE UNIT # 3			2	100%	2
PRECISION CLINICAL RESEARCH			2	100%	2
FLORIDA MEDICAL CENTER			2	100%	2
CVS KY4779POCT LOUISVILLE		2			2
CVS TX7288POCT DALLAS		2			2
OPP HEALTH AND REHABILITATION		2			2
BIRMINGHAM INTERNAL MEDICINE ASSOCIATE		1	1	50%	2
WALGREENS #3811			2	100%	2
QUEST DIAGNOSTICS INCORPORATED			2	100%	2
LAB CORP OF AMER SAN DIEGO			2	100%	2
CATSKILL REGIONAL MEDICAL CENTER		2			2
PEDIATRIC HEALTH CARE		1	1	50%	2
Beth Sholom Home of Eastern Virginia		1	1	50%	2
PHYSICIANS MEDICAL CENTER		2			2
BAYCARE LABORATORIES			2	100%	2
Good Samaritan Society Waukon		2			2
AdventHealth Care Center Orlando North			2	100%	2
Kings County Hospital Center			2	100%	2
FLORIDA DEPARTMENT OF HEALTH IN LEE COUNTY		1	1	50%	2
MEMORIAL HOSPITAL OF SOUTH BEND			2	100%	2
BAYCARE OUTREACH LAB WH SOUTH			2	100%	2
ST JOHN'S RIVERSIDE HOSPITAL		2			2
ADVANCED MEDICAL CARE			2	100%	2
DELAWARE DIAGNOSTICS LABS			2	100%	2
LINIL VISITING NURSES, INC		2			2
BAPTIST HOSPITAL INTERNAL MEDICINE GULF BREEZE			2	100%	2
CARTERSVILLE MEDICAL CENTER			2	100%	2
Elba Nursing and Rehabilitation Center, LLC		2			2
PALM WEST INTERNIST PA			2	100%	2
SACRED HEART HEALTH SYSTEMS INC			2	100%	2
MAGNOLIA MANOR OF COLUMBUS		2			2
EXCEPTIONAL EMERGENCY CENTER - AMARILLO			2	100%	2
NORTHSIDE FAMILY MEDICINE AND URGENT CARE (EAST COBB)		2			2
NORTHSIDE FAMILY MEDICINE AND URGENT CARE (HOLLY SPRINGS)		2			2
PM PEDIATRICS OF BAYSIDE, PLLC - MANHASSET		2			2
ST JOSEPH'S HOSPITAL INC			2	100%	2
FKC AMELIA ISLAND DIALYSIS			2	100%	2
Iron County Medical Care Facility		2			2
MEDEXPRESS URGENT CARE - FORT SMITH		2			2
MEDICAL ASSOCIATES OF BREVARD DR S VYAS			2	100%	2
PANCARE HEALTH - SNEADS ELEMENTARY			2	100%	2

COVID-19: testing by laboratory

Data through Mar 1, 2021 verified as of Mar 2, 2021 at 09:25 AM

Data in this report are provisional and subject to change.

The numbers in the table below represent the number of Florida and non-Florida residents for whom test results were received by the Department of Health. A person can be tested by more than one laboratory and can have both positive and negative results. **Therefore, the sum of the numbers in each column will be larger than the total number of people tested.**

Reporting lab	Inconclusive	Negative	Positive	Percent positive	Total
Macon Valley Nursing and Rehabilitation Center		2			2
BFT LAB			2	100%	2
Kroger 853 - The Little Clinic East Broad Street		2			2
NAVAL MEDICAL CENTER			2	100%	2
US LABS		2			2
STUDENT HEALTH SERVICES			2	100%	2
CVS M08581POCT BLUE SPRINGS		1	1	50%	2
AMERICAN MEDICAL LABORATORIES			2	100%	2
Piney Grove Nursing and Rehabilitation Center		2			2
MEMORIAL SLOAN KETTERING CANCER CENTER		1	1	50%	2
COOPER CLINIC			2	100%	2
CVS PHARMACY			2	100%	2
RDX BIOSCIENCE INC			2	100%	2
WASHINGTON STATE DEPARTMENT OF HEALTH PUBLIC HEALTH LABORATORIES			2	100%	2
ALL PEDIATRIC CARE PA			2	100%	2
87TH MEDICAL GROUP - MCGUIRE AMBULATORY CARE FACILITY		2			2
STANFORD HEALTH CARE ANATOMIC PATHOLOGY & CLINICAL LAB			2	100%	2
METHODIST MANSFIELD MEDICAL CENTER			2	100%	2
CVS IL1170POCT JOLIET		2			2
BERNHARDT LABORATORIES INC			2	100%	2
DELRAY BEACH HEALTH DEPT LAB			2	100%	2
MINUTE CLINIC DIAGNOSTIC OF KANSAS PA		2			2
MEDEXPRESS URGENT CARE - MARTINSVILLE		2			2
Kroger 477 - The Little Clinic Fort Mitchell		2			2
Life Care Center of Elyria		2			2
MANATEE URGENT CARE LLC			2	100%	2
POMERENE HOSPITAL			2	100%	2
FLORIDA MEDICAL CLINIC, LLC			2	100%	2
SARASOTA MEMORIAL MEDICAL URGENT CARE CENTER			2	100%	2
VETERANS AFFAIRS MEDICAL CENTER - GREATER LOS ANGELES			2	100%	2
BELLIN HOSPITAL			2	100%	2
PATIENT FIRST MEDICAL CENTER-CARYTOWN			2	100%	2
HEALTH PARTNERS REGIONAL HOSPITAL			2	100%	2
MEMORIAL HERMANN			2	100%	2
HEALTH & REHAB CTR AT DOLPHINS VIEW, THE			2	100%	2
CVS IL7017POCT BLOOMINGTON		2			2
TAMPA INTERNATIONAL AIRPORT			2	100%	2
UNIVERSITY OF MIAMI SCCC RESEARCH LABORATORY			2	100%	2
TWIN LAKES REHAB & HEALTHCARE		2			2
VAULT HEALTH			2	100%	2
CQUENTIA NGS, LLC			2	100%	2
ROCKEFELLER UNIVERSITY CLINICAL GENOMICS LABORATOR		2			2
ASCENSION ST MICHAEL'S HOSPITAL LAB		1	1	50%	2
SPECTRA EAST INC		1	1	50%	2
BAYCARE OUTREACH LAB			2	100%	2
LPG COCONUT POINT - FAMILY/ INTERNAL MEDICINE		2			2
POINT OF CARE PRIVATE HEALTH MANAGEMENT			2	100%	2

COVID-19: testing by laboratory

Data through Mar 1, 2021 verified as of Mar 2, 2021 at 09:25 AM

Data in this report are provisional and subject to change.

The numbers in the table below represent the number of Florida and non-Florida residents for whom test results were received by the Department of Health. A person can be tested by more than one laboratory and can have both positive and negative results. **Therefore, the sum of the numbers in each column will be larger than the total number of people tested.**

Reporting lab	Inconclusive	Negative	Positive	Percent positive	Total
BERGEN COUNTY SURGICAL AND ENDOSCOPY CENTER		2			2
VILLA HEALTH NH LLC			2	100%	2
BMC/JACSONVILLE		1	1	50%	2
MINUTECLINIC DIAGNOSTIC OF NEVADA-9586		1	1	50%	2
Kroger 412 - The Little Clinic Oxford		2			2
MD NOW URGENT CARE MEDICAL CENTERS INC			2	100%	2
CARESPOT URGENT CARE		1	1	50%	2
MIDWAY PRIMARY CARE LLC		2			2
ILLINOIS DEPT OF PUBLIC HEALTH LABS			2	100%	2
FLAGLER PROFESSIONAL HEALTH CAE SERVICES INC		2			2
CVS PA2688POCT COLLEGEVILLE		2			2
KAILOS GENETICS INC			2	100%	2
PALM CITY NURSING AND REHAB CENTER			2	100%	2
CHEROKEE COUNTY HEALTH AND REHAB CENTER		2			2
REGIONS HOSPITAL LABORATORY			2	100%	2
ALVERNO CLINICAL LABORATORIES			2	100%	2
AMICUS MEDICAL CENTER LLC			2	100%	2
ST LUKES HOSPITAL			2	100%	2
GRACE HEALTHCARE OF LAKE WALES		1	1	50%	2
EASTSIDE SPORTS COMPLEX			2	100%	2
PRECISION DIAGNOSTIC INC		2			2
UK HEALTHCARE			2	100%	2
LIFESPRING COMMUNITY HEALTH		2			2
NATIONWIDE LABORATORY SERVICES		1	1	50%	2
WALGREENS #05477		2			2
WELL HEALTH LABS			2	100%	2
ADVANTA ANALYTICAL LABORATORIES			2	100%	2
HERNANDO CHILDREN'S			2	100%	2
Kroger 739 - The Little Clinic La Grange Road		2			2
COMMUNITY HEALTH CENTERS INC			2	100%	2
Georgiana Health and Rehabilitation, LLC		2			2
CVS SC2497POCT LEXINGTON		2			2
NORTH OKALOOSA PHYSICIAN GRP - WALK IN CLINIC			2	100%	2
BAPTIST HEALTH LEXINGTON			2	100%	2
MEASE COUNTRYSIDE HOSPITAL CARDIAC REH			2	100%	2
INSPIRE HEALTHCARE CENTER			2	100%	2
NEW GEN LABS			2	100%	2
SPRING HILL REGIONAL HOSPITAL			2	100%	2
ROBERTS WESLEYAN COLLEGE HEALTH CENTE		2			2
WURLAND NURSING AND REHABILITATION, L		2			2
CVS SC4286POCT EASLEY		2			2
BAPTIST HEALTHCARE - LAKEVIEW CENTER INC		2			2
ACCESS MEDICAL GROUP OF FLORIDA CITY			2	100%	2
CLEVELAND CLINIC IMAGING			2	100%	2
FIRST PREVENTION AND DIALYSIS CENTER LLC			2	100%	2
A+ URGENT/PRIMARY CARE			2	100%	2
JBSA-SAM HOUSTON			2	100%	2

COVID-19: testing by laboratory

Data through Mar 1, 2021 verified as of Mar 2, 2021 at 09:25 AM

Data in this report are provisional and subject to change.

The numbers in the table below represent the number of Florida and non-Florida residents for whom test results were received by the Department of Health. A person can be tested by more than one laboratory and can have both positive and negative results. **Therefore, the sum of the numbers in each column will be larger than the total number of people tested.**

Reporting lab	Inconclusive	Negative	Positive	Percent positive	Total
CPL LABS			2	100%	2
MEDSTAR HARBOR HOSPITAL			2	100%	2
CROSSROADS			2	100%	2
JOHN D. ARCHBOLD MEM. HOSPITAL			2	100%	2
INA		1	1	50%	2
Kroger 619 - The Little Clinic Hendersonville Indian Lake		2			2
MOBILE COUNTY HEALTH DEPARTMENT		1	1	50%	2
Eagle Health and Rehabilitation		2			2
CVS SC5471POCT LEXINGTON		1	1	50%	2
MINUTECLINIC DIAGNOSTIC PA #3344		2			2
LAKE SUCCESS EXTENDED CARE		2			2
WARD MEMORIAL HOSPITAL		2			2
POINTE AT NEW PORT PLACE,THE		2			2
CVS TX3292POCT WYLIE		2			2
DALLAS MEDICAL CENTER			2	100%	2
MEDEXPRESS URGENT CARE - LINCOLN N 26T		2			2
EMERALD TRACE		2			2
FLORIDA SCHOOL FOR THE DEAF & BLIND			2	100%	2
GULF COAST REGIONAL MEDICAL CARE		2			2
SUNSHINE PHARMACY		2			2
BAYLOR COLLEGE OF MEDICINE			2	100%	2
Kroger 647 - The Little Clinic Newnan Crossings		1	1	50%	2
Sears Coastal Nursing and Rehab		2			2
CVS IN6559POCT AVON		2			2
SUNBRIDGE CARE & REHAB FOR DECATUR		2			2
Kroger 895 - The Little Clinic Green Hills		2			2
CVS CT288POCT BRISTOL		2			2
MEDEXPRESS URGENT CARE - WEXFORD		2			2
CLEVELAND CLINIC FLORIDA LABORATORY			2	100%	2
MANASOTA PEDIATRICS			2	100%	2
JACKSONVILLE VA OPC			2	100%	2
Timber Ridge Health Care Center			2	100%	2
NEMOURS CHILDREN'S PRIMARY CARE OF VERO BEACH			2	100%	2
HCR MANOR CARE SERVICES OF FLORIDA III INC		2			2
FLORIDA PRIMARY CARE CENTER PA		2			2
NEMOURS CHILDREN'S PRIMARY CARE THE VILLAGES		2			2
MINUTECLINIC DIAGNOSTIC OF OHIO #6139		2			2
DURAND SENIOR CARE & REHAB CENTER		2			2
CITY OF WEST PALM BEACH EMPLOYEE & FAMILY HEALTH		2			2
ATHENA CARE RESOURCES LLC		2			2
ADVENTHEALTH IMAGING LAKE NONA			2	100%	2
URGENT CARE AND SURGERY CENTER			2	100%	2
DEPT OF HEALTH			2	100%	2
ALL4KIDZ PEDIATRICS LLC		2			2
BRENTWOOD AT FORE RANCH			2	100%	2
Birchaven		2			2
GULF COAST MEDICAL CENTER RESPIRATORY CARE			2	100%	2

COVID-19: testing by laboratory

Data through Mar 1, 2021 verified as of Mar 2, 2021 at 09:25 AM

Data in this report are provisional and subject to change.

The numbers in the table below represent the number of Florida and non-Florida residents for whom test results were received by the Department of Health. A person can be tested by more than one laboratory and can have both positive and negative results. **Therefore, the sum of the numbers in each column will be larger than the total number of people tested.**

Reporting lab	Inconclusive	Negative	Positive	Percent positive	Total
PREVENTIVE HEALTH PARTNERS I L S C		2			2
SOUTHERN SURGICAL ARTS		2			2
MIDDLETON PEDIATRICS			2	100%	2
ACN PHYSICIANS GROUP CORP			2	100%	2
FHCP ASC - ORANGE CITY			2	100%	2
WESTMINSTER SUNCOAST			2	100%	2
CVS MA2125POCT NATICK		1	1	50%	2
UNIVERSTIY OF ILLINOIS HOSPITAL			2	100%	2
PEACE RIVER MEDICAL CENTER		2			2
Kroger 571 - The Little Clinic Hendersonville		1	1	50%	2
LIFELINK OF FLORIDA		1	1	50%	2
NEW BRIDGE MEDICAL CENTER		2			2
DR. G'S URGENT CARE			2	100%	2
NEWTON MEMORIAL HOSPITAL		2			2
RELIANCE MEDICAL CENTER			2	100%	2
THE HOSPITAL OF PROVIDENCE EMERGENCY ROOM			2	100%	2
DUKE HEALTH REGIONAL HOSPITAL			2	100%	2
ACCESS CARE MEDICAL GROUP LLC		2			2
ST JOSEPH'S HOSPITAL NORTH LABORATORY			2	100%	2
WALGREENS #06583		2			2
MEDEXPRESS URGENT CARE - BRIDGEVILLE		2			2
WALGREENS #07936		2			2
PALMS OF FT MYERS,THE			2	100%	2
PANCARE HEALTH - FRANKLIN CO			2	100%	2
AUGUSTA HEALTH SKILLED CARE			2	100%	2
OSF SAINT FRANCIS MEDICAL CENTER			2	100%	2
PRIMARY HEALTH CARE ASSOCIATES INC			2	100%	2
UWMC MONTLAKE DEPT OF LAB MED			2	100%	2
MAWD PATHOLOGY GROUP			2	100%	2
WALGREENS #13605		2			2
GOLDSTEIN			2	100%	2
SERENADES BY SONATA		1	1	50%	2
AMEDISYS HOME HEALTH OF GREENVILLE			2	100%	2
UW HOSPITAL AND CLINICS		1	1	50%	2
UT PATH			2	100%	2
SCIENTIFIC LABORATORY COMPANY		2			2
CVS NC3803POCT MOORESVILLE		2			2
THE EDGEWATER AND WATERMAN VILLAGE			2	100%	2
MEDEXPRESS URGENT CARE-BLOOMFIELD AVEN		2			2
BLUEWATER TOXICOLOGY			2	100%	2
Great Lakes Health Center			2	100%	2
CVS NM8918POCT ALBUQUERQUE		2			2
RHODE ISLAND DEPARTMENT OF HEALTH LABORATORIES			2	100%	2
BUCKINGHAM PLACE ALF		2			2
MEDEXPRESS URGENT CARE - JEANNETTE		2			2
Sevierville Health and Rehabilitation		2			2
TALLAHASSEE MEMORIAL HEALTHCARE FAMILY MED RESIDENCY			2	100%	2

COVID-19: testing by laboratory

Data through Mar 1, 2021 verified as of Mar 2, 2021 at 09:25 AM

Data in this report are provisional and subject to change.

The numbers in the table below represent the number of Florida and non-Florida residents for whom test results were received by the Department of Health. A person can be tested by more than one laboratory and can have both positive and negative results. **Therefore, the sum of the numbers in each column will be larger than the total number of people tested.**

Reporting lab	Inconclusive	Negative	Positive	Percent positive	Total
MEDEXPRESS URGEN CARE - EAST BRUNSWICK		2			2
Cortland Acres Association		2			2
TENNESSEE DEPARTMENT OF HEALTH (TDH) - REGIONAL LABORATORY			2	100%	2
SPECIALTY LABORATORIES			2	100%	2
STATE OF FLORIDA			2	100%	2
Kroger 686 - The Little Clinic Farragut		2			2
THE WINDSOR ORTEGA		2			2
OSF ST JOSEPH MEDICAL CENTER			2	100%	2
COLUMBIA COTTAGE		2			2
GRANDVIEW COLLEGE STUDENT HEALTH CENTE		2			2
ATLAS GENOMICS			2	100%	2
LEGACY ER AND URGENT CARE			2	100%	2
RICHICHI FAMILY HEALTH			2	100%	2
SPRINGHILL SENIOR RESIDENCE		2			2
SOUTHERN BREEZE HEALTHCARE		1	1	50%	2
REGIONAL MEDICAL CENTER BAYONET POINT			2	100%	2
BENEVA LAKES ASSISTED LIVING CENTER			2	100%	2
SIGNAL DIAGNOSTICS DBA FLOWHEALTH LABS			2	100%	2
TMH PHYSICIAN PARTNERS MONTICELLO		1	1	50%	2
MIAMI DADE MEDICAL RESEARCH INSTITUTE			2	100%	2
PruittHealth Lakehaven		2			2
HACKENSACK MERIDIAN URGENT CARE, PC		2			2
Chatham Nursing and Rehab Center		2			2
SOMA MEDICAL CENTER PA #3 GREENACRES			2	100%	2
CVS RI326POCT NORTH SMITHFIELD		2			2
DAYTON CHILDRENS HOSPITAL LAB			2	100%	2
MAGNOLIA ADULT, LLC			2	100%	2
BOONES CREEK URGENT CARE		1	1	50%	2
RAPID MEDLAB (004MO)		2			2
Greystone Nursing and Rehab, LLC			2	100%	2
CVS MA1095POCT AMHERST		2			2
UNIVERSITY COMMUNITY HEALTH SERVICES		1	1	50%	2
HOLY FAMILY MEDICAL CENTER		1	1	50%	2
OLEAN GENERAL HOSPITAL		2			2
ASCENSION ST VINCENT'S RIVERSIDE			2	100%	2
ENVOY OF FORK UNION, LLC DBA ENVOY AT THE VILLAGE		2			2
CVS OH10893POCT PARMA		1	1	50%	2
APC PEDIATRICS			2	100%	2
SCDHEC BUREAU OF LABORATORIES			2	100%	2
FAMILY CARE SPECIALISTS OF ORLANDO			2	100%	2
JACKSON LABORATORY OF GENOMIC MEDICINE		2			2
AFC URGENT CARE CLEVELAND			2	100%	2
CVS OH2518POCT COLUMBUS		1	1	50%	2
MEDEXPRESS URGENT CARE - LINCOLN VILLA		2			2
DNA DIAGNOSTICS CENTER		2			2
MEDEXPRESS URGENT CARE - SPRINGDALE, S 40TH STREET		2			2
CVS NH6596POCT HAMPTON		2			2

COVID-19: testing by laboratory

Data through Mar 1, 2021 verified as of Mar 2, 2021 at 09:25 AM

Data in this report are provisional and subject to change.

The numbers in the table below represent the number of Florida and non-Florida residents for whom test results were received by the Department of Health. A person can be tested by more than one laboratory and can have both positive and negative results. **Therefore, the sum of the numbers in each column will be larger than the total number of people tested.**

Reporting lab	Inconclusive	Negative	Positive	Percent positive	Total
MORRISTOWN MEMORIAL HOSPITAL		2			2
NEW YORK PSYCHIATRIC INSTITUTE		2			2
NEMOURS CHILDREN'S URGEN CARE			2	100%	2
MARCO ISLAND HOSPITAL INC D/B/A		1	1	50%	2
CLINICAL CARE INC			2	100%	2
MAYO CLINIC COUMADIN CLINIC LABORATORY		1	1	50%	2
RAPID RESULT CORP LLC		1	1	50%	2
SWEETWATER NURSING CENTER		2			2
PHYSICIANS CARE INC		1	1	50%	2
MINUTECLINIC #1773		2			2
MIDDLEBURG PEDIATRICS			2	100%	2
Iowa Veterans Home		2			2
Kroger 519 - The Little Clinic Georgesville Square		2			2
CVS NV8784POCT LAS VEGAS		1	1	50%	2
HELEN HAYES HOSPITAL LABORATORY		2			2
SPRINGFIELD HOSPITAL LABORATORY			2	100%	2
SOUTHEASTERN INSTITUTE OF RESTORATIVE MEDICINE		1	1	50%	2
BAPTIST HOSPITAL OF MIAMI MCI BROWARD LABORATORY			2	100%	2
INSPIRIT SENIOR LIVING			2	100%	2
Warren Center for Rehabilitation and Nursing		2			2
JEFFERSON WASHINGTON TOWNSHIP HOSPITAL		2			2
MEDEXPRESS URGENT CARE-SALINA, S 9TH ST		2			2
PARKLAND HEALTH & HOSPITAL			2	100%	2
OUR LADY OF THE LAKE REGIONAL MEDICAL CENTER			2	100%	2
PRIMACARE MEDICAL LAKEWOOD			2	100%	2
Heartland Healthcare Center Boca Raton			2	100%	2
CVS IL3163POCT OAK PARK		2			2
Holiday Retirement Home			2	100%	2
NORTH COUNTRY FAMILY HEALTH CENTER INC		2			2
STUART SURGERY CENTER, LLC			2	100%	2
MELBOURNE URGENT CARE			2	100%	2
MINUTE CLINIC DIAGNOSTIC OF VIRGINIA, LLC #6292		2			2
WILLIAMSBURGH CHAI CARE		2			2
FLORIDA COMMUNITY HEALTH CENTERS, INC.			2	100%	2
BOSTON MEDICAL CENTER			2	100%	2
BRANDYWYNE HEALTH CARE CENTER			2	100%	2
MEDEXPRESS URGENT CARE - ANDERSON		2			2
SANFORD REGIONAL HOSPITAL WORTHINGTON		2			2
ONE MEDICAL GROUP		1	1	50%	2
Loretto Health and Rehabilitation Center		2			2
CITY OF NEW YORK DEPARTMENT OF HEALTH			2	100%	2
CHNJ		2			2
PM PEDIATRICS OF SELDEN, PLLC		2			2
Kroger 596 - The Little Clinic Brentwood		2			2
UNIVERISTY OF MEMPHIS ATHLETIC TRAINI		2			2
ONTARIO COUNTY PUBLIC HEALTH		2			2
DOCTOR'S IN-HOUSE LAB/COMMUNITY HEALTH CENTERS OF PINELLAS - JOHNNIE R			2	100%	2

COVID-19: testing by laboratory

Data through Mar 1, 2021 verified as of Mar 2, 2021 at 09:25 AM

Data in this report are provisional and subject to change.

The numbers in the table below represent the number of Florida and non-Florida residents for whom test results were received by the Department of Health. A person can be tested by more than one laboratory and can have both positive and negative results. **Therefore, the sum of the numbers in each column will be larger than the total number of people tested.**

Reporting lab	Inconclusive	Negative	Positive	Percent positive	Total
Garden Isle Healthcare and Rehabilitation Center		2			2
BAYSTATE MEDICAL CENTER		1	1	50%	2
CVS PA7611POCT ALLISON PARK		2			2
GULF COAST IMMEDIATE CARE CENTER		1	1	50%	2
OCALA REGIONAL KIDNEY CENTER-WEST			2	100%	2
AFFORDABLE PRIMARY CARE LLC		2			2
LAKESIDE HOSPITAL BELLE GLADE			2	100%	2
First Care Living Center/Essentia Health			2	100%	2
CVS PA1074POCT KENNETT SQUARE		2			2
MAURY REGIONAL MEDICAL CENTER		2			2
OAKMONT EAST- GREENVILLE SC, LLC		2			2
EAST SIDE CLINICAL LABORATORY		1	1	50%	2
GERM BUSTERS 911 LLC			2	100%	2
Kroger 687 - The Little Clinic Sugar Hill		1	1	50%	2
PALM BEACH DIABETES & ENDOCRINE SPECIALISTS PA			2	100%	2
MINUTECLINIC #2797		2			2
CLEAR LAKE REGIONAL MEDICAL CENTER			2	100%	2
SUMMIT URGENT CARE PS			2	100%	2
ADVENTHEALTH EAST ORLANDO EMPLOYEE CLINIC		2			2
AFTER HOURS PEDS			2	100%	2
POPLAR HEALTHCARE			2	100%	2
MINUTECLINIC, LLC #07852		2			2
FRASER MEMORIAL HOSPITAL		1	1	50%	2
CVS AZ5892POCT LAVEEN		2			2
STATCARE URGENT AND WALK-IN			2	100%	2
MINUTECLINIC DIAGNOSTIC OF OHIO #6192		2			2
OAKMONT WEST- GREENVILLE SC		2			2
LILY PHARMACY		2			2
FLORIDA DEPARTMENT OF HEALTH IN ESCAMBIA COUNTY		1	1	50%	2
CVS OH4301POCT NORTHFIELD		2			2
TRINITAS REGIONAL MEDICAL CENTER		1	1	50%	2
ASPIRUS RIVERVIEW HOSPITAL & CLINICS INC		1	1	50%	2
AUSTIN REGIONAL CLINIC MICROBIOLOGY LAB			2	100%	2
SUNNYSIDE MANOR		2			2
CREATIVE HEALTH CENTER			2	100%	2
OELWEIN HEALTH CARE CENTER		2			2
FALCON HEALTH CENTER			2	100%	2
MATHER HOSPITAL			2	100%	2
RIVERVIEW MEDICAL CLINIC		2			2
MINUTECLINIC DIAG OF IND LLC #1138		1	1	50%	2
BAYLOR SCOTT & WHITE COMPREHENSIVE WOUND			2	100%	2
University Center East			2	100%	2
Kroger 745 - The Little Clinic Somerset		2			2
BIOMAT USA			2	100%	2
Alden Des Plaines			2	100%	2
FLORIDA KEYS PED & ADOLES CTR			2	100%	2
NOVA SOUTHEASTERN UNIVERSITY - STUDENT MEDICAL CTR			2	100%	2

COVID-19: testing by laboratory

Data through Mar 1, 2021 verified as of Mar 2, 2021 at 09:25 AM

Data in this report are provisional and subject to change.

The numbers in the table below represent the number of Florida and non-Florida residents for whom test results were received by the Department of Health. A person can be tested by more than one laboratory and can have both positive and negative results. **Therefore, the sum of the numbers in each column will be larger than the total number of people tested.**

Reporting lab	Inconclusive	Negative	Positive	Percent positive	Total
MEDERI CARETENDERS		1	1	50%	2
MEDEXPRESS URGENT CARE-SELINGSGROVE		2			2
SINAI POST ACUTE NURSING AND REHAB CE		2			2
Tidelands Health Rehabilitation Hospital			2	100%	2
UVA HEALTH SYSTEM MEDICAL LABORATORIES			2	100%	2
WEST FLORIDA MEDICAL ASSOCIATES, PA			2	100%	2
COBLESKILL REGIONAL HOSPITAL		2			2
AGILE URGENT CARE			2	100%	2
MINUTECLINIC DIAG OF IND, LLC #6553		2			2
MINUTECLINIC MINUTECLINIC #4978		1	1	50%	2
INTEGRATED REGIONAL LABS			2	100%	2
GASTROENTEROLOGY ASSOCIATES			2	100%	2
NIBHA MEDIRATTA MD PL			2	100%	2
RAPID URGENT CARE - ALBANY			2	100%	2
UNIVERSITY HOSPITAL OF BROOKLYN		2			2
APALACHEE CENTER INC		2			2
CHARLOTTE COUNTY HEALTH DEPARTMENT			2	100%	2
YOUTH AND YOU, INC		2			2
SOUTHEAST GEORGIA HEALTH SYSTEM			2	100%	2
CRUC CMCH-COVID-19		2			2
CVS ME329POCT PORTLAND		2			2
Kroger 328 - The Little Clinic Henderson Road		2			2
ADVENTHEALTH MEDICAL GROUP PEDIATRICS AT APOPKA		2			2
HEARTLAND HOME HEALTH CARE		2			2
HEALTH FIRST MEDICAL GROUP			2	100%	2
PALOS COMMUNITY HOSPITAL LABORATORY			2	100%	2
MCLAREN REGIONAL MEDICAL CENTER			2	100%	2
CVS PA10034POCT PITTSBURGH		2			2
PHOEBE BERKS HEALTH CARE CENTER		2			2
SHERIDAN AT HOBE SOUND, THE			2	100%	2
JRS LABORATORY			2	100%	2
CVS PA1657POCT YORK		1	1	50%	2
MARCO ISLAND MEDICAL CENTER			2	100%	2
PROVIDENCE LABORATORY SERVICES		2			2
WILSON MEMORIAL HOSPITAL			2	100%	2
WE CARE HOME HEALTH SOLUTIONS LLC			2	100%	2
CENTRAL ARKANSAS VETERANS HEALTHCARE SYSTEM - VETERANS AFFAIRS			2	100%	2
MEDICAL CENTER LABORATORY			2	100%	2
MISSION HOSPITAL REGIONAL MEDICAL CENTER			2	100%	2
MARLBORO URGENT CARE		2			2
RAINY LAKE MEDICAL CENTER			2	100%	2
MINUTECLINIC DIAGNOSTIC OF NORTH CARO		2			2
APPLING NURSING & REHABILITATION PAVIL		2			2
MASSACHUSETTS DEPARTMENT OF HEALTH			2	100%	2
MC DIAGNOSTIC OF CONNECTICUT, PC #252		1	1	50%	2
ATVIVO LLC		2			2
METROHEALTH SYSTEM			2	100%	2

COVID-19: testing by laboratory

Data through Mar 1, 2021 verified as of Mar 2, 2021 at 09:25 AM

Data in this report are provisional and subject to change.

The numbers in the table below represent the number of Florida and non-Florida residents for whom test results were received by the Department of Health. A person can be tested by more than one laboratory and can have both positive and negative results. **Therefore, the sum of the numbers in each column will be larger than the total number of people tested.**

Reporting lab	Inconclusive	Negative	Positive	Percent positive	Total
CROSTOWN PHARMACY		2			2
EXPRESS CARE WALK-IN CLINIC			2	100%	2
COVANCE			2	100%	2
MINUTECLINIC DIAGNOSTIC, PA #10252		2			2
TULANE MEDICAL CENTER			2	100%	2
INTEAM HEALTH, INC.			2	100%	2
ACCESS LABORATORIES LLC			2	100%	2
Colonial Manor Nursing and Rehabilitation Center		2			2
MEDEXPRESS URGENT CARE-WILKINS TOWNSHIP, WILLIAM PENN HIGHWAY		2			2
OCALA REGIONAL KIDNEY CENTER EAST			2	100%	2
SOUTH TAMPA AFTER HOURS CLINIC			2	100%	2
EXPRESSCARE URGENT CARE CENTER			2	100%	2
CVS AZ9290POCT PHOENIX		2			2
VA SALT LAKE CITY HCS		2			2
DEKALB MEDICAL CENTER LABORATORY			2	100%	2
JORDAN VALLEY MEDICAL CENTER			2	100%	2
PROSPECT URGENT CARE			2	100%	2
MINUTECLINIC DIAGNOSTIC OF PA LLC		2			2
VIRGINIA DEPT OF HEALTH OFFICE OF EPIDEMIOLOGY			2	100%	2
ST. MARY'S MEDICAL CENTER EVANSVILLE, INC			2	100%	2
VALLEY BAPTIST MEDICAL CENTER: BROWNSVILLE			2	100%	2
REELFOOT FAMILY WALK IN CLINIC - TIPT		2			2
SPRINGS MEDICAL LAB		1	1	50%	2
JMC TALLAHASSEE, LLC			2	100%	2
Jackson Health Care Facility			2	100%	2
TRINITY DIALYSIS			2	100%	2
DASCENA LAB			2	100%	2
HARRINGTON PARK HEALTH AND REHAB		2			2
CHESTERFIELD HEALTHCARE GROUP, INC		2			2
FLORIDA DEPARTMENT OF HEALTH (FDOH)			2	100%	2
BOND COMMUNITY HEALTH CENTER			2	100%	2
LIFETIME FAMILY URGENT CARE			2	100%	2
BIONIC TECHNOLOGIES CORPORATION			2	100%	2
NEBRASKA MEDICAL CENTER			2	100%	2
CORMEUM LAB SERVICES, LLC			2	100%	2
JUPITER PEDIATRIC ASSOCIATES, PA		1	1	50%	2
PICHARDO CLINIC, THE			2	100%	2
MANATEE MEMORIAL HOSPITAL CLINICAL LABORATORY			2	100%	2
CARTER BLOOD CARE			2	100%	2
ELMHURST MEMORIAL HOSPITAL			2	100%	2
Manor Care-Kingston Court of York PA, LLC		2			2
BROOKDALE ALTAMONTE SPRINGS			2	100%	2
ADVENTHEALTH IMAGING PARTIN SETTLEMENT			2	100%	2
NATIONAL JEWISH HEALTH			2	100%	2
LABRADOR PRIMARY CARE CENTER			2	100%	2
KANSAS CITY VA MEDICAL CENTER			2	100%	2
HAMILTON COUNTY HEALTH DEPARTMENT		2			2

COVID-19: testing by laboratory

Data through Mar 1, 2021 verified as of Mar 2, 2021 at 09:25 AM

Data in this report are provisional and subject to change.

The numbers in the table below represent the number of Florida and non-Florida residents for whom test results were received by the Department of Health. A person can be tested by more than one laboratory and can have both positive and negative results. **Therefore, the sum of the numbers in each column will be larger than the total number of people tested.**

Reporting lab	Inconclusive	Negative	Positive	Percent positive	Total
BOSTON PUBLIC HEALTH COMMISSION			2	100%	2
CVS CA9721POCT ARCADIA		2			2
CVS CA9606POCT TEMECULA		2			2
VITAL CARE CLINIC, LLC			2	100%	2
SOUTHERN TENNESSEE MEDICAL CENTER			2	100%	2
ADVOCATE SHERMAN HOSPITAL			2	100%	2
SANIBEL MEDICAL CLINIC			2	100%	2
CVS SC7567POCT BOILING SPRINGS		1	1	50%	2
Hackensack Univ Medical Center At Pasc		1	1	50%	2
PALM MEDICAL CENTER - PLANT CITY		2			2
LEHIGH MEDICAL AND RESEARCH CENTER, INC			2	100%	2
JULIE STAATS DO		2			2
MD NOW URGENT CARE CENTER INC.			2	100%	2
CVS OH2486POCT NILES		1	1	50%	2
Kroger 096 - The Little Clinic Orchard and Holly		2			2
ADVANCE FAMILY PRACTICE LLC			2	100%	2
HOME CARE PHARMACY OF PALM COAST INC		2			2
MINUTECLINIC, LLC #05891		1	1	50%	2
FLORIDA CLINICAL LABORATORY INC			2	100%	2
NEIGHBORCARE PHARMACY SERVICES		2			2
BUFFALO CROSSINGS HEALTHCARE AND REHABILITATION CENTER			2	100%	2
HPH HOME CARE		1	1	50%	2
FL DEPT OF HEALTH MARION COUNTY MOBILE HEALTH UNIT			2	100%	2
AYASS BIOSCIENCE LLC			2	100%	2
HOLY TRINITY PHARMACY LLC		2			2
WEAKLEY COUNTY REHAB AND NURSING CENTER		2			2
GALEN BAYLOR EXTENSION		2			2
CVS MO10151POCT SPRINGFIELD		1	1	50%	2
LEGACY ER & URGENT CARE - FRISCO WEST			2	100%	2
CVS MD1881POCT DUNKIRK		2			2
CONCENTRA - PLANT CITY		2			2
TEXAS REGIONAL ASTHMA & ALLERGY CENTER			2	100%	2
RIGHT AT HOME			2	100%	2
CVS IL8753POCT CHICAGO		2			2
CONWAY MEDICAL CENTER			2	100%	2
SIGNATURE CARE LEWISVILLE-EMERGENCY CENTER		1	1	50%	2
Parkridge Specialty Care		2			2
JOHNSON CITY MEDICAL CENTER		1	1	50%	2
NYU LANGONE HUNTINGTON MEDICAL GROUP		2			2
CVS PA2687POCT EXTON		2			2
Kroger 400 - The Little Clinic Hartley Bridge Rd		1	1	50%	2
ADVENT HEALTH CENTRAL TEXAS		1	1	50%	2
Hartwell Health and Rehabilitation		2			2
WISE HEALTH SYSTEM		1	1	50%	2
Bedford Care Center of Hattiesburg		2			2
ANDERSON COUNTY HOSPITAL			2	100%	2
VALLEY MEDICAL LABORATORY			2	100%	2

COVID-19: testing by laboratory

Data through Mar 1, 2021 verified as of Mar 2, 2021 at 09:25 AM

Data in this report are provisional and subject to change.

The numbers in the table below represent the number of Florida and non-Florida residents for whom test results were received by the Department of Health. A person can be tested by more than one laboratory and can have both positive and negative results. **Therefore, the sum of the numbers in each column will be larger than the total number of people tested.**

Reporting lab	Inconclusive	Negative	Positive	Percent positive	Total
DIVERSE MEDICAL CARE LLC			2	100%	2
SOUTH BEND MEDICAL FOUNDATION			2	100%	2
HOUSTON HEALTH DEPARTMENT - BUREAU OF LABORATORY SERVICES			2	100%	2
MEDEXPRESS URGENT CARE - LEDGEWOOD		2			2
SPECTRUM HEALTH			2	100%	2
MID-FLORIDA HEMATOLOGY AND ONCOLOGY CENTERS		2			2
SOUTH DAKOTA DEPARTMENT OF HEALTH		2			2
ORLANDO HEALTH PHYSICIAN GROUP			2	100%	2
ADVENTIST HINSDALE HOSPITAL LABORATORY			2	100%	2
GREEN POINT RX INC DBA ALTRU CHEMISTS		2			2
DOCTORS MEDICAL CTR OF WALTON COUNTY			2	100%	2
EASTLAKE MEDICAL CENTER		2			2
UNITED MEMORIAL MEDICAL CENTER			2	100%	2
NORTH MCALLEN PEDIATRIC CENTER			2	100%	2
JUST BELIEVE RECOVERY CENTER			2	100%	2
MAIN STREET MEDICAL CENTERS		2			2
Providence of Sparta Health and Rehabilitation		2			2
FLORIDA DEPARTMENT OF HEALTH PINELLAS COUNTY- 441 URGENT CARE-MULBERRY			2	100%	2
PALMETTO FAMILY HEALTH CENTER			2	100%	2
TRUSTBRIDGE			2	100%	2
Kroger 101 - The Little Clinic Hill Top		2			2
LAWRENCE GENERAL HOSPITAL			2	100%	2
LIFT HEALTH		2			2
MERCY HEALTH LAB		1	1	50%	2
HOME ACCESS HEALTH			2	100%	2
ORMOND BEACH URGENT CARE			2	100%	2
EDGEWATER RETIREMENT MANOR			2	100%	2
BROOKDALE PALM BEACH GARDENS			2	100%	2
GENETIC ASSAYS INC			2	100%	2
The Grand Rehabilitation & Nursing Utica		2			2
PREMIER MEDICAL LABORATORY			2	100%	2
PREMIER PEDIATRICS			2	100%	2
Walgreens #9278		2			2
Kroger 426 - The Little Clinic Suwanee		2			2
MEDEXPRESS URGENT CARE - SPRINGFIELD, COOLEY ST		2			2
HUMILITY OF MARY HEALTH PARTNERS			2	100%	2
MEDEXPRESS URGENT CARE- ALLISON PARK		1	1	50%	2
SKYLINE UROLOGY		2			2
CARENOW LENEXA			2	100%	2
University Plaza Rehabilitation and Nursing			2	100%	2
NEMOURS CHILDRENS PRIMARY CARE			2	100%	2
SOUTHSIDE FAMILY MEDICAL		2			2
GEISINGER MEDICAL CENTER		2			2
MEDEXPRESS URGENT CARE, LANCASTER WEST		1	1	50%	2
MARQUESA MEDICAL		2			2
LAKEVIEW HEALTH CARE SYSTEM LLC			2	100%	2

COVID-19: testing by laboratory

Data through Mar 1, 2021 verified as of Mar 2, 2021 at 09:25 AM

Data in this report are provisional and subject to change.

The numbers in the table below represent the number of Florida and non-Florida residents for whom test results were received by the Department of Health. A person can be tested by more than one laboratory and can have both positive and negative results. **Therefore, the sum of the numbers in each column will be larger than the total number of people tested.**

Reporting lab	Inconclusive	Negative	Positive	Percent positive	Total
DELRAY BEACH HEALTH CENTER			2	100%	2
MEMORIAL HERMANN CONSOLIDATED LABORATORY SERVICES			2	100%	2
MEMORIAL HEALTH SYSTEM		1	1	50%	2
NORTHEAST FLORIDA HEALTH SERVICES, INC DBA FAMILY HEALTH SOURCE			2	100%	2
MEMORIAL HERMANN HOSPITAL			2	100%	2
STAGES OF LIFE MEDICAL INSTITUTE			2	100%	2
MINUTECLINIC DIAGNOSTIC OF OHIO #5060		2			2
PTC LABORATORIES			2	100%	2
HAMILTON CHD		2			2
THE FOUNTAIN AT BOCA CIEGA BAY		2			2
MARINA ISLE ASSISTED LIVING		2			2
Kroger 550 - The Little Clinic Bellevue		2			2
INTERMOUNTAIN MEDICAL CENTER			2	100%	2
DOWN HOME MEDICAL			2	100%	2
CROSSROADS URGENT CARE DBA URGENT TEA		2			2
AFC PHYSICIANS OF FLORIDA, PA			2	100%	2
CVS AZ10150POCT PHOENIX		2			2
HEALTH EXPRESS URGENT CARE			2	100%	2
New Jersey Aim At Smg		2			2
VENETIAN GARDENS		2			2
CVS MO5724POCT KANSAS CITY		2			2
JOHN KNOX MANOR INC II		1	1	50%	2
MINUTECLINIC DIAGNOSTIC PA #7110		2			2
CVS NJ837POCT MARLTON		2			2
SYNEOS HEALTH			2	100%	2
MEDEXPRESS URGENT CARE-MT PLEASANT		1	1	50%	2
CVS MA1877POCT NORTON		2			2
VA CBOC			2	100%	2
MEDEXPRESS URGENT CARE - MYLAN			2	100%	2
WALKONCLINIC			2	100%	2
SYLVAN NURSING			2	100%	2
ADVENTHEALTH MEDICAL GROUP INTERNAL MEDICINE AT			2	100%	2
JASPER MEMORIAL HOSPITAL		1	1	50%	2
SANTA ROSA COUNTY HEALTH DEPARTMENT			2	100%	2
SOUTHCARE PHARMACY INC			2	100%	2
MEDEXPRESS URGENT CARE - CEDAR KNOLLS		2			2
SUNCOAST BLOOD BANK			2	100%	2
HANOVER ENDOSCOPY CENTER		2			2
ManorCare Rehab Center of Marietta		2			2
UC CORAL GABLES			2	100%	2
LACORP		1	1	50%	2
Van Wert Manor		2			2
CARE NOW DENTON			2	100%	2
SEACOAST PATHOLOGY PROFESSIONAL ASSOC		2			2
CARE 365			2	100%	2
NIAGARA APOTHECARY INC		2			2
CVS PA7132POCT THORNDALE		2			2

COVID-19: testing by laboratory

Data through Mar 1, 2021 verified as of Mar 2, 2021 at 09:25 AM

Data in this report are provisional and subject to change.

The numbers in the table below represent the number of Florida and non-Florida residents for whom test results were received by the Department of Health. A person can be tested by more than one laboratory and can have both positive and negative results. **Therefore, the sum of the numbers in each column will be larger than the total number of people tested.**

Reporting lab	Inconclusive	Negative	Positive	Percent positive	Total
WALGREENS #15495		1	1	50%	2
IN & OUT URGENT CARE METAIRIE			2	100%	2
CHILDREN'S MEDICAL CENTER-EAST ORLANDO			2	100%	2
FLORIDA MEDICAL CLINIC CARDIOLOGY-ZH			2	100%	2
Kroger 130 - The Little Clinic Colorado Springs		2			2
CLINICAL REFERENCE LABORATORY, INC		2			2
TRIPLE O MEDICAL SERVICES INC		1	1	50%	2
PM PEDIATRICS OF BAYSIDE PLLC - HOPEWELL JUNCTION		2			2
BROOKS -TLC HOSPITAL SYSTEM			2	100%	2
Workmens Circle Multicare Center		2			2
CENTRAL FLORIDA FAMILY HEALTH CENTER		2			2
Kroger 522 - The Little Clinic Gahanna		1	1	50%	2
CHAPPEL GROUP RESEARCH, THE		2			2
RCA LABORATORY SERVICES LLC			2	100%	2
BRITO MEDICAL CENTER			2	100%	2
CITRUS PARK			2	100%	2
MINUTECLINIC DIAGNOSTIC MEDICAL		2			2
Buena Vista Care Center		2			2
BIOHEALTH MEDICAL LAB INC			2	100%	2
COMMUNITY HEALTH CENTERS OF PINELLAS, INC			2	100%	2
SAFE PMC		2			2
HAWAII DEPARTMENT OF HEALTH			2	100%	2
CATHOLIC HEALTH LABORATORY SERVICES		2			2
CVS NC3853POCT BURLINGTON		2			2
Lake Charles Healthcare LLC dba Landmark Lake Charles			2	100%	2
UNIVERSITY OF MISSOURI HEALTH CARE			2	100%	2
NAIA		2			2
INTERNAL MEDICINE ASSOCIATES-DUNELLON			2	100%	2
VELOCITY URGENT CARE			2	100%	2
BROOKSVILLE DIALYSIS			2	100%	2
LEXINGTON PLACE			2	100%	2
ROYAL CARE MEDICAL CENTER			2	100%	2
RIVERSIDE METHODIST HOSPITAL LAB			2	100%	2
GINKGO-IXLAYER		2			2
U OF MIAMI MILLER SCHOOL OF MEDICINE			2	100%	2
MINUTE-CLINIC DIAGNOSTIC OF VIRGINIA, LLC #3949		2			2
TGH Brandon Healthplex Laboratory			2	100%	2
UT AUSTIN UNIVERSITY HEALTH SERVICES			2	100%	2
MEDEXPRESS - WILMINGTON KIRKWOOD HIGHWAY		2			2
CVS SC7334POCT LEXINGTON		2			2
Walgreens #10207		2			2
ST. JOSEPH REGIONAL MEDICAL CENTER			2	100%	2
NYUMC CLINICAL LABORATORIES			2	100%	2
DEBORAH HEART AND LUNG CENTER		2			2
NEMOURS CHILDREN'S URGENT CARE LAKE NONA			2	100%	2
SENDER RETREAT ADULT DAY CARE CENTERS			2	100%	2
SIMMONS			2	100%	2

COVID-19: testing by laboratory

Data through Mar 1, 2021 verified as of Mar 2, 2021 at 09:25 AM

Data in this report are provisional and subject to change.

The numbers in the table below represent the number of Florida and non-Florida residents for whom test results were received by the Department of Health. A person can be tested by more than one laboratory and can have both positive and negative results. **Therefore, the sum of the numbers in each column will be larger than the total number of people tested.**

Reporting lab	Inconclusive	Negative	Positive	Percent positive	Total
MINUTE-CLINIC DIAGNOSTIC OF VIRGINIA, LLC		2			2
MILFORD REGIONAL HOSPITAL			2	100%	2
MEDLOGIC, LLC		2			2
NORTH MANATEE HEALTH CARE CENTER			2	100%	2
MOUNT SINAI AVENTURA DIAGNOSTIC CENTER			2	100%	2
NORTH DAKOTA VETERANS HOME		2			2
CALIFORNIA DIVISION OF COMMUNICABLE DISEASE CONTROL			2	100%	2
NLC LABS			2	100%	2
St. Josephs Hospital			2	100%	2
VANAYER HEALTHCARE AND REHAB CENTER		2			2
VOLUNTEERS OF AMERICA OF FLORIDA			2	100%	2
UNIVERSITY OF TEXAS AT EL PASO, THE			2	100%	2
MINUTECLINIC, DIAGNOSTIC OF TEXAS, LLC		2			2
BAYMEADOWS PRIMARY CARE		2			2
TWELVE OAKS RECOVERY CENTER			2	100%	2
LAKE BALDWIN			2	100%	2
MID AMERICA CLINICAL LABS			2	100%	2
ROCKWALL URGENT CARE			2	100%	2
POMONA VALLEY COMMUNITY HOSPITAL			2	100%	2
COOK HOSPITAL AND CARE CENTER		1	1	50%	2
VALUE DRUGS BRONXVILLE INC		2			2
ACCESS MEDICAL GROUP OF TAMPA II, INC		2			2
UNIVERSITY HEALTH SERVICES RIVER CAMPUS		2			2
Stillwater Healthcare		2			2
PINELLAS CHD - CLEARWATER		1	1	50%	2
MADISON HOSPITAL LABORATORY			2	100%	2
CIGNA GATEWAY			2	100%	2
MIDLAND MEMORIAL HOSPITAL			2	100%	2
MY PHARMACY			2	100%	2
DESERT HOSPITAL/CPHU CLINICAL LABORATORY			2	100%	2
CONCENTRA - ORLANDO SOUTH II		2			2
SACRED HEART HOSPITAL ON THE EMERALD			2	100%	2
AFC URGENT CARE/FARRAGUT			2	100%	2
GOUVERNEUR HOSPITAL LABORATORY		2			2
CITRUS DERMATOLOGY			2	100%	2
TRICORE REFERENCE LABORATORY		1	1	50%	2
ARLINGTON DIALYSIS CENTER LLC		2			2
NAVAL BRANCH MEDICAL CLINIC			2	100%	2
MEDEXPRESS URGENT CARE - ROSS TOWNSHIP		2			2
CORNERSTONE MEDICAL CARE OF BRANDON		2			2
Robert Cranfield			2	100%	2
CHRISTUS SPOHN HOSPITAL			2	100%	2
IN AND OUT URGENT CARE			2	100%	2
FRESENIUS KIDNEY CARE			2	100%	2
DMC UNIVERSITY LABORATORIES		1	1	50%	2
ROPER HOSPITAL			2	100%	2
CLEARWATER PAIN MANAGEMENT ASSOCIATES			2	100%	2

COVID-19: testing by laboratory

Data through Mar 1, 2021 verified as of Mar 2, 2021 at 09:25 AM

Data in this report are provisional and subject to change.

The numbers in the table below represent the number of Florida and non-Florida residents for whom test results were received by the Department of Health. A person can be tested by more than one laboratory and can have both positive and negative results. **Therefore, the sum of the numbers in each column will be larger than the total number of people tested.**

Reporting lab	Inconclusive	Negative	Positive	Percent positive	Total
Manorcare Health Services West Reading North		2			2
RRMC CREEKSIDE LAB		2			2
MEDEXPRESS URGENT CARE- COLUMBIA HEIGH		2			2
UF KANAPAHA LAB BEAKER		2			2
KEY WEST HMA PHYSICIAN MANAGEMENT, LLC			2	100%	2
TEXAS HEALTH CARE			2	100%	2
MEMORIAL HEALTH UNIVERSITY MEDICAL CENTER			2	100%	2
STARR COUNTY MEMORIAL HOSPITAL			2	100%	2
CERTIVIA LABORATORIES			2	100%	2
NATHAN LITTAUER HOSPITAL LAB		2			2
DALLAS VA MEDICAL CENTER - VA NORTH TEXAS HEALTH CARE SYSTEM			2	100%	2
TENNESSEE VALLEY HCS			2	100%	2
USCG ABBOTT BINAXNOW		1	1	50%	2
SARASOTA IMMEDIATE CARE			2	100%	2
PALM BAY COMMUNITY OUTPATIENT CLINIC		2			2
PEACEHEALTH CENTRAL		2			2
EXPRESS CARE OF THE SHOALS		1	1	50%	2
Kroger 020 - The Little Clinic Wheat Ridge		2			2
MANSFIELD MEDICAL LODGE			2	100%	2
EAST NAPLES PEDIATRICS			2	100%	2
CITRUS HEALTH NETWORK INC			2	100%	2
Huntington Health Care and Rehabilitation Center		2			2
MAJESTIC GUARDIANS			2	100%	2
CVS IN6572POCT INDIANAPOLIS		2			2
CVS NJ2508POCT MANALAPAN		2			2
SWEDISH COVENANT HOSPITAL			2	100%	2
Kroger 127 - The Little Clinic Lakewood-Alameda		2			2
FASTCARE LLC			2	100%	2
MARTIN MEDICAL CENTER INC		1	1	50%	2
Alden Terrace of McHenry			2	100%	2
BD MEDICAL SYSTEMS			2	100%	2
STOP URGENT CARE			2	100%	2
WARE EXPRESS CARE			2	100%	2
MEDAILLE COLLEGE WELLNESS CENTER		2			2
WEST COAST PEDIATRICS			2	100%	2
ARCPPOINT LABS OF ALTAMONTE SPRINGS			2	100%	2
SHELBYVILLE HOSPITAL COMPANY		2			2
CAREWELL JW - WORCESTER LNC			2	100%	2
MINUTECLINIC, LLC, DBA MINUTECLINIC #4		2			2
PLASMA MED RESEARCH DBA		2			2
ACKERMAN CANCER CENTER		2			2
LEGACY LABORATORY SERVICES			2	100%	2
BAY CORRECTIONAL AND REHABILITATION FACILITY			2	100%	2
Walgreens #12427		1	1	50%	2
SMITH NORTHVIEW HOSPITAL LAB			2	100%	2
LABCORP OF AMERICA HOLDINGS		1	1	50%	2
CVS MA447POCT NORTHAMPTON		2			2

COVID-19: testing by laboratory

Data through Mar 1, 2021 verified as of Mar 2, 2021 at 09:25 AM

Data in this report are provisional and subject to change.

The numbers in the table below represent the number of Florida and non-Florida residents for whom test results were received by the Department of Health. A person can be tested by more than one laboratory and can have both positive and negative results. **Therefore, the sum of the numbers in each column will be larger than the total number of people tested.**

Reporting lab	Inconclusive	Negative	Positive	Percent positive	Total
CEDARS-SINAI MEDICAL CENTER			2	100%	2
PUBLIC HEALTH LABORATORY	1		1	50%	2
FLORIDA MEDICAL CENTER OF CLEARWATER		2			2
GIGI WOOD DAVIS DO-FAMILY MEDICINE		2			2
VA OUTPATIENT PHARMACY			2	100%	2
THOMASVILLE REGIONAL MEDICAL CENTER		2			2
AZALEA HEALTH AND REHABILITATION		2			2
ASSOCIATES IN UROGYNECOLOGY MD LLC		2			2
MEDEXPRESS URGENT CARE FOX CHAPEL		2			2
CHI MEMORIAL PRIMARY CARE ASSOCIATES-A		2			2
MOBILE HEALTH LABS LLC			2	100%	2
WOMENS CARE FLORIDA LLC-LABORATORY		2			2
WHOLE CHILD PEDIATRICS			2	100%	2
FEDERAL CORRECTIONAL INSTITUTION MARIANNA			2	100%	2
F W HUSTON MEDICAL CENTER SENIOR LIVIN		2			2
MEDEXPRESS URGENT CARE - SOUTH CHARLESTON		2			2
ESCANDON DIAGNOSTIC CLINIC			2	100%	2
PARKRIDGE MEDICAL CENTER			2	100%	2
WEST COCOA PHARMACY			2	100%	2
FLORIDA MEDICAL CLINIC RADIOLOGY DALE MABRY		2			2
PM PEDIATRICS OF BAYSIDE, PLLC - RIVE		2			2
MINUTECLINIC DIAG OF IND, LLC #6908		2			2
CSS- TWELVE OAKS			2	100%	2
Kroger 777 - The Little Clinic Shelbyville		1	1	50%	2
CVS OH6185POCT PICKERINGTON		2			2
DOCTORS CARE OF PALM COAST			2	100%	2
ASHLEY PEDIATRICS			2	100%	2
NORTHWELL HEALTH			2	100%	2
HEALTH AND WELLNESS URGENT CARE LLC			2	100%	2
UNIVERSITY OF MARYLAND MEDICAL CENTER			2	100%	2
LOWELL GENERAL HOSPITAL			2	100%	2
DEER'S HEAD CENTER		2			2
GOLISANO PEDIATRICS PORT CHARLOTTE HARBOR		2			2
THE RIM URGENT CARE			2	100%	2
MINUTECLINIC DIAGNOSTIC OF NEW MEXICO LLC #7552		2			2
FLORIDA DEPARTMENT OF HEALTH IN ALACHUA COUNTY -			2	100%	2
ENT AND ALLERGY ASSOCIATES OF FLORIDA, LLC			2	100%	2
ASANTE ROGUE REGIONAL MEDICAL CENTER L		2			2
MONICE DR.			2	100%	2
Avanti Wellness and Rehab			2	100%	2
FIRST CHOICE MEDICAL PC			2	100%	2
CONEMAUGH MEMORIAL MEDICAL CENTER		2			2
CVS OH5457POCT POWELL		2			2
STEWART ST ELIZABETH MEDICAL CENTER			2	100%	2
KIVA AT MOUNT DORA			2	100%	2
PENSACOLA MEDICAL CLINIC LLC			2	100%	2
CVS IN8669POCT INDIANAPOLIS		2			2

COVID-19: testing by laboratory

Data through Mar 1, 2021 verified as of Mar 2, 2021 at 09:25 AM

Data in this report are provisional and subject to change.

The numbers in the table below represent the number of Florida and non-Florida residents for whom test results were received by the Department of Health. A person can be tested by more than one laboratory and can have both positive and negative results. **Therefore, the sum of the numbers in each column will be larger than the total number of people tested.**

Reporting lab	Inconclusive	Negative	Positive	Percent positive	Total
CARE ATC SUN HYDRAULICS TALLAVAST			2	100%	2
APPLECARE VALDOSTA			2	100%	2
MINUTECLINIC, LLC #4507		2			2
SHELL POINT HOME HEALTH			2	100%	2
SUNCOAST COMMUNITY HEALTH CENTERS INC		2			2
THE CLUB AT BOYNTON BEACH, LLC			2	100%	2
ADVANCED MEDICAL OF FLORIDA			2	100%	2
Delaware Court Healthcare Center		2			2
RENFREW CENTERS INC		2			2
COMPLETE HEALTH MEDICAL CENTER			2	100%	2
MEMORIAL HOSPITAL OF CARBONDALE			2	100%	2
TRUE HEALTH INC			2	100%	2
ST. ELIZABETH HEALTHCARE			2	100%	2
CVS AZ9210POCT SCOTTSDALE		2			2
BEAUFORT MEMORIAL			2	100%	2
STARR CITY OF ROMA COMMUNITY CENTER			2	100%	2
PEDIATRICS IN NORTH FLORIDA PA			2	100%	2
NEW YORK CITY CENTRAL COVID			2	100%	2
CVS TX7603POCT SAGINAW		2			2
GO PATH LABORATORIES			2	100%	2
CHIEFLAND MEDICAL CENTER			2	100%	2
St. Luke's Care Center		1			1
THE HOSPITALS OF PROVIDENCE EMERGENCY ROOM			1	100%	1
NORTH PALM CHILDRENS PHYSICIANS			1	100%	1
MEDEXPRESS URGENT CARE - EWING		1			1
BRISTOL REGINAL MEDICAL CENTER			1	100%	1
WALGREENS # 12338		1			1
EXACCARE KINGSTON, LLC			1	100%	1
US LABORATORIES			1	100%	1
TITUSVILLE REHABILITATION AND NURSING CENTER		1			1
USCG AIR STATION CLEARWATER CLINIC			1	100%	1
MULTICARE PHYSICIANS			1	100%	1
PEDIATRIC ASSOCIATES - JACKSONVILLE			1	100%	1
American Fork Care Center dba Heritage Care Center		1			1
HIGHLANDS CLINICAL LABORATORY			1	100%	1
GALVESTON COUNTY HEALTH DISTRICT			1	100%	1
EASTGENE LABORATORIES		1			1
MEDICAL ASSOCIATES OF CARTER		1			1
LAKESIDE MEDICAL CENTER		1			1
Springdale Village		1			1
THE DOCTOR'S OFFICE OF WEST CALDWELL		1			1
MEMORIAL SATILLA HEALTH			1	100%	1
BAPTIST HEALTH MEDICAL PLAZA			1	100%	1
SHAW MEDICAL GROUP LLC			1	100%	1
CHIEFLAND MEDICAL CENTER LLC			1	100%	1
ISLAND NURSING HOME			1	100%	1
ASSOCIATES IN INTERNAL MEDICINE PA			1	100%	1

COVID-19: testing by laboratory

Data through Mar 1, 2021 verified as of Mar 2, 2021 at 09:25 AM

Data in this report are provisional and subject to change.

The numbers in the table below represent the number of Florida and non-Florida residents for whom test results were received by the Department of Health. A person can be tested by more than one laboratory and can have both positive and negative results. **Therefore, the sum of the numbers in each column will be larger than the total number of people tested.**

Reporting lab	Inconclusive	Negative	Positive	Percent positive	Total
ADVENTHEALTH SENIOR CARE AT ORMOND			1	100%	1
MAINE HEALTH AND ENVIRONMENTAL TESTING LABORATORY			1	100%	1
St. Catherine's manor of Findlay		1			1
Kroger 588 - The Little Clinic Thompsons Station		1			1
SKY LAKES MEDICAL CENTER		1			1
ADVENTHEALTH MEDICAL GROUP ADULT AND SENIOR HEALTH			1	100%	1
CLINICAL CARE, INC			1	100%	1
Walgreens #9890		1			1
BLOSSOMS ASSISTED LIVING 1 LLC			1	100%	1
ORLANDO HEALTH MEDICAL GROUP			1	100%	1
Kroger - KRO01100688			1	100%	1
MEDEXPRESS URGENT CARE-BRENTWOOD		1			1
MEDEXPRESS URGENT CARE - BENTONVILLE		1			1
MINUTE CLINIC DIAGNOSTIC PA			1	100%	1
MEDICAL EXAMINERS OFFICE, LEESBURG			1	100%	1
MINUTECLINIC DIAGNOSTIC OF KANSAS, PC		1			1
BREVARD COUNTY JAIL			1	100%	1
AVERA SACRED HEART HOSPITAL			1	100%	1
LIFESTREAM BEHAVIORAL CENTER INC			1	100%	1
HEALTH GUAGE			1	100%	1
ALL PRO ORTHOPEDICS & SPORTS MEDICINE, PA			1	100%	1
JOHN PETER SMITH HOSPITAL- OB TRIAGE			1	100%	1
KETTERING MEDICAL CENTER			1	100%	1
Robinson Terrace Rehabilitation and Nursing Center		1			1
NORTH SHORE HEMATOLOGY-ONCOLOGY ASSOCIATES PC		1			1
CIRRUS DX			1	100%	1
LAKEWOOD RANCH MEDICAL GROUP LLC			1	100%	1
KIOSK MEDICINE KENTUCKY LLC		1			1
MEDEXPRESS URGENT CARE - LINCOLN		1			1
HOUSTON MEDICAL CENTER			1	100%	1
CMC MERCY LABORATORY			1	100%	1
BIOLOGICAL AND CHEMICAL EMERGENCIES LABORATORY			1	100%	1
BLOOMIN BRANDS WELLNESS CENTER			1	100%	1
WALGREENS NO 10512			1	100%	1
KEY BISCAYNE PEDIATRIC ASSOCIATES INC			1	100%	1
SPEARE MEMORIAL HOSPITAL			1	100%	1
AVON PARK CLUSTER		1			1
YUMA REGIONAL MEDICAL CENTER			1	100%	1
MEMORIAL HOSPITAL AT GULFPORT			1	100%	1
PEDIATRIC PARTNERS ZEPHYRHILLS			1	100%	1
SOPHIA MEDICAL ASSOCIATES, PC			1	100%	1
Orchid Cove at Naples			1	100%	1
LONESTAR 24HRER MANAGEMENT LLC DBA LONESTAR 24HRER			1	100%	1
LANGLADE			1	100%	1
Jersey City Medical Center		1			1
CULVER CITY URGENT CARE			1	100%	1
GOOD SAMARITAN HOSPITAL			1	100%	1

COVID-19: testing by laboratory

Data through Mar 1, 2021 verified as of Mar 2, 2021 at 09:25 AM

Data in this report are provisional and subject to change.

The numbers in the table below represent the number of Florida and non-Florida residents for whom test results were received by the Department of Health. A person can be tested by more than one laboratory and can have both positive and negative results. **Therefore, the sum of the numbers in each column will be larger than the total number of people tested.**

Reporting lab	Inconclusive	Negative	Positive	Percent positive	Total
MINUTE CLINIC LLC #1909		1			1
PROVIDENCE PORTLAND MEDICAL CENTER		1			1
SELECT SPECIALTY HOSPITAL - ORLANDO SOUTH			1	100%	1
SOUTH DADE NURSING & REHABILITATION CENTER			1	100%	1
EMPLOYEE WELLNESS PA			1	100%	1
PRISMA HEALTH TUOMEY LABORATORY			1	100%	1
CYPRESS CREEK DIALYSIS CTR			1	100%	1
GILBERT MEDICAL GROUP			1	100%	1
SYNERGY DIALYSIS INC			1	100%	1
Consulate Health Care of Tallahassee			1	100%	1
THEDACARE FAMILY MEDICINE GATEWAY			1	100%	1
TEXAS HEALTH HARRIS METHODIST HOSPITAL			1	100%	1
AAA MEDICAL TESTING			1	100%	1
NORTHEAST FLORIDA INTERNAL MEDICINE PA		1			1
ALABAMA REFERENCE LAB			1	100%	1
GULF COUNTY HEALTH DEPARTMENT			1	100%	1
Glenburn Home		1			1
BAYFRONT CARDIOVASCULAR ASSOCIATES			1	100%	1
GSM OCED Subsection			1	100%	1
PROGRESSIVE URGENT CARE, PC			1	100%	1
NORTHEAST GEORGIA HEALTH SYSTEM			1	100%	1
ENCORE AT BOCA RATON, THE			1	100%	1
Altenheim Senior Living		1			1
UNIVERSITY OF MARYLAND PATHOLOGY ASSOCIATES			1	100%	1
VITAL CARE			1	100%	1
ACCESS FAMILY CARE LLC			1	100%	1
WEST PALM BEACH PHARMACEUTICALS LLC			1	100%	1
MID FLORIDA DERMATOLOGY ASSOCIATES PA			1	100%	1
ST. MICHAEL'S ELITE HOSPITAL			1	100%	1
FIT4LIFE MEDICAL CENTER			1	100%	1
CHILDREN'S NATIONAL MEDICAL CENTER			1	100%	1
Mountain City Care and Rehabilitation Center		1			1
OMNICARE PHARMACY OF TEXAS 1, LP		1			1
ST ANTHONY COMMUNITY HOSPITAL LAB		1			1
NEW YORK STATE DEPARTMENT OF HEALTH			1	100%	1
Raleigh Center (WV)			1	100%	1
Walgreens #9121		1			1
CVS CT1109POCT BETHEL		1			1
ADVENTHEALTH HOME CARE WATERMAN			1	100%	1
HEALTH NETWORK			1	100%	1
CLEVELAND CLINIC FLORIDA WAIVED			1	100%	1
SILVER SPRINGS SHORES DIALYSIS			1	100%	1
ASANTE THREE RIVERS MEDICAL CENTER LAB		1			1
BRUNSWICK HEALTH AND REHABILITATION CE		1			1
ADVENTHEALTH CENTRA CARE POINCIANA			1	100%	1
Signature Healthcare of Palm Beach			1	100%	1
MEDEXPRESS URGENT CARE - MT EPHRAIM		1			1

COVID-19: testing by laboratory

Data through Mar 1, 2021 verified as of Mar 2, 2021 at 09:25 AM

Data in this report are provisional and subject to change.

The numbers in the table below represent the number of Florida and non-Florida residents for whom test results were received by the Department of Health. A person can be tested by more than one laboratory and can have both positive and negative results. **Therefore, the sum of the numbers in each column will be larger than the total number of people tested.**

Reporting lab	Inconclusive	Negative	Positive	Percent positive	Total
Parkside Manor		1			1
PHOEBE PRIMARY CARE CAMILLA			1	100%	1
UNIVERSITY PLACE NURSING CENTER		1			1
DAYTONA BEACH CENTRA CARE			1	100%	1
Life Care Center of Paradise Valley		1			1
Arlington Care Center			1	100%	1
Heritage of Red Cloud		1			1
USF PHYSICIANS GROUP			1	100%	1
LAB TEST KENDALL LLC		1			1
Freedom Pointe at The Villages			1	100%	1
MEDICAL CITY NORTH HILLS			1	100%	1
LAKE VIEW COURT		1			1
ROSLYN INTERNAL MEDICINE		1			1
PUBLIC HEALTH LABORATORIES			1	100%	1
PRIME CARE FAMILY MEDICINE			1	100%	1
Smg At Bridgewater Family Medicine		1			1
PEDIATRIC ASSOCIATES - DORAL			1	100%	1
CEPERO PEDIATRICS PA			1	100%	1
REHABILITATION CENTER OF SOUTH GEORGIA		1			1
Caldwell Care		1			1
VA Texas Valley Coastal Bend Harlingen HCC		1			1
TREASURE COAST MEDICAL CONCIERGE LLC			1	100%	1
MEMORIAL HOSPITAL WEST			1	100%	1
SOLARIS HEALTHCARE PLANT CITY		1			1
HELIX URGENT CARE			1	100%	1
EMORY CRAWFORD LONG HOSPITAL			1	100%	1
SPORTS MEDICINE CLINIC - U OF WYOMING			1	100%	1
Princeton Place			1	100%	1
ONslow COUNTY HEALTH DEPARTMENT			1	100%	1
PALM BEACH COUNTY SHERIFF OFFICE			1	100%	1
Wedgewood Manor		1			1
ST FRANCIS MEDICAL CENTER			1	100%	1
CLARKSVILLE MANOR INC		1			1
THYROID SPECIALTY LABORATORY			1	100%	1
CLINTON DRUG STORE		1			1
Signature Healthcare of Georgetown		1			1
PARK AVENUE PEDIATRICS PC		1			1
HEARTLAND OF ZEPHYRHILLS FL, LLC			1	100%	1
JMJ FAMILY PRACTICE			1	100%	1
MARYWOOD HEIGHTS		1			1
MEDCOR, INC			1	100%	1
Chestnut Ridge Nursing & Rehab		1			1
Kroger 531 - The Little Clinic Waterville		1			1
Florida Baptist Retirement Center		1			1
CVS AZ9277POCT TUCSON		1			1
Kroger 539 - The Little Clinic Memorial Blvd.		1			1
ANDREWS			1	100%	1

COVID-19: testing by laboratory

Data through Mar 1, 2021 verified as of Mar 2, 2021 at 09:25 AM

Data in this report are provisional and subject to change.

The numbers in the table below represent the number of Florida and non-Florida residents for whom test results were received by the Department of Health. A person can be tested by more than one laboratory and can have both positive and negative results. **Therefore, the sum of the numbers in each column will be larger than the total number of people tested.**

Reporting lab	Inconclusive	Negative	Positive	Percent positive	Total
BL DIAGNOSTICS LLC			1	100%	1
Central Alabama Veterans HCS - East Campus		1			1
B2 URGENT CARE			1	100%	1
OHIOHEALTH URGENT CARE			1	100%	1
ADVENTHEALTH MEDICAL GROUP SENIOR HEALTH AT			1	100%	1
THE DOCTORS OFFICE OF BRICK, LLC		1			1
METHODISM MIDLOTHIAN MEDICAL CENTER			1	100%	1
Williamstown Commons			1	100%	1
Lenawee Medical Care Facility		1			1
UNIVERISTY HOSPITAL			1	100%	1
DIAGNOSTIC GROUP INTEGRATED HEALTHCARE			1	100%	1
Kroger 527 - The Little Clinic Hwy 70 S.		1			1
HILLSBORO MEDICAL CENTER MAIN LABORATO		1			1
MINUTECLINIC DIAGNOSTIC, PA		1			1
CARESOUTH HHA HOLDINGS OF THE TREASURE COAST LLC			1	100%	1
BOULDER COMMUNITY HOSPITAL			1	100%	1
NEW ULM MEDICAL CENTER			1	100%	1
RIDGEFIELD PEDIATRIC ASSOCIATES		1			1
LADY OF THE SEA HOSPITAL LAB			1	100%	1
BAYCARE OUTREACH LAB AT NEW TAMPA			1	100%	1
The Pines at Poughkeepsie Center for Nursing and Rehabilitation		1			1
PREVENTIVE CARDIOLOGY AND INTERNAL MEDICINE ASSOCI			1	100%	1
TRIPLE O RESEARCH INSTITUTE PA			1	100%	1
NULEASE MEDICAL SOLUTIONS			1	100%	1
MYCLINIC, INC			1	100%	1
WAYNE COUNTY PUBLIC HEALTH		1			1
GATEWAY LABORATORIES		1			1
CONNECTICUT PEDIATRICS @ CHC		1			1
ALLIED PEDIATRICS & FAMILY MEDICINE			1	100%	1
KIDS CARE PEDIATRICS PA			1	100%	1
Troy Center for Rehabilitation & Nursing		1			1
HALIFAX FAMILY HEALTH CENTER			1	100%	1
BMC MAYPORT			1	100%	1
ST JOHN'S MEDICAL CENTER, TETON VILLAGE			1	100%	1
BRONSON METHODIST HOSPITAL			1	100%	1
YOUR KIDS URGENT CARE			1	100%	1
CVS GA5622POCT DALLAS		1			1
RELIANCE HOME HEALTH CARE INC		1			1
PSL JAX BEACH OPERATIONS LLC			1	100%	1
ROSE MEDICAL CENTER LAB			1	100%	1
TRUCARE LIVING CENTERS - SELMA			1	100%	1
CARDIAC AND VASCULAR CONSULTANTS MD PA		1			1
CLINICAL LABORATORY DEPARTMENT			1	100%	1
HATLEY HEALTH CARE, INC		1			1
CORPORATION OF AMERICA		1			1
HUNTSVILLE HOSPITAL			1	100%	1
NEW YORK CITY DEPARTMENT OF HEALTH			1	100%	1

COVID-19: testing by laboratory

Data through Mar 1, 2021 verified as of Mar 2, 2021 at 09:25 AM

Data in this report are provisional and subject to change.

The numbers in the table below represent the number of Florida and non-Florida residents for whom test results were received by the Department of Health. A person can be tested by more than one laboratory and can have both positive and negative results. **Therefore, the sum of the numbers in each column will be larger than the total number of people tested.**

Reporting lab	Inconclusive	Negative	Positive	Percent positive	Total
PEDIATRIC URGENT CARE CENTR OF FORT WORTH-LA GRAN			1	100%	1
FLORIDA HOSPITAL LAB			1	100%	1
SANTA BARABARA ALF LLC (THE WINDSOR)			1	100%	1
CURELOGICS WOUND CARE & HYPERBARIC CENTER		1			1
LEE PHYSICIAN GROUP COLLEGE POINT		1			1
Oakview Manor Health and Rehab		1			1
WEILL CORNELL MEDICAL ASSOCIATES - EAST SIDE		1			1
VELOCITY URGENT CARE - LITTLE CREEK			1	100%	1
IDAHO HEALTH DEPARTMENT			1	100%	1
MOUNT SINAI MEDICAL CENTER AVENTURA ER			1	100%	1
BETHESDA HEALTH PHYSICIANS GROUP		1			1
HABANA HEALTH CARE CENTER			1	100%	1
HANCOCK REGIONAL HOSPITAL		1			1
TLC MEDICAL			1	100%	1
ADAMS COUNTY HEALTH DEPARTMENT			1	100%	1
NORTH RIVER FAMILY HEALTH CENTER			1	100%	1
SUNY AT STONY BROOK			1	100%	1
EAST FL CORE LAB			1	100%	1
Kroger 126 - The Little Clinic Cottonwood		1			1
CARENOW URGENT CARE-HENDERSONVILLE		1			1
PROVIDENCE HOSPITAL			1	100%	1
ROYAL OAK MEDICAL CENTER LLC DBA CHARACTER FAMILY			1	100%	1
JOSHUA E CHESIR MD		1			1
Mountain View Manor			1	100%	1
PENROSE HOSPITAL			1	100%	1
ROUTE 16 PHARMACY LLC DBA HOLLAND PHAR		1			1
NEMOURS CHILDRENS URGENT CARE			1	100%	1
BROOKSVILLE REGIONAL HOSPITAL			1	100%	1
PELICAN STATE OUTPATIENT CENTER			1	100%	1
TMH CANCER CENTER LABORATORY			1	100%	1
GARDENS AT MAPLEWOOD			1	100%	1
Holly Hill Healthcare Center			1	100%	1
SOMA MEDICAL CENTER PA #2			1	100%	1
Wexner Heritage House			1	100%	1
OPTUM PRIMARY CARE			1	100%	1
J F K PEDIATRICS			1	100%	1
PINNACLE DIALYSIS		1			1
TCPA CLINICAL LABORATORIES			1	100%	1
CLINICAL MICROBIOLOGY LAB FAIRVIEW UNIVERSITY HOSPITAL			1	100%	1
Oak Hill Health & Rehabilitation Center			1	100%	1
SOUTHEASTERN HEALTH FACILITES, INC		1			1
SOUTHWEST ORLANDO FAMILY MEDICINE, PL			1	100%	1
CHILDRENS HEALTHCARE CTE OF NORTHERN		1			1
STEWART MEDICAL GROUP INC			1	100%	1
Riverside Nursing & Rehabilitation Center		1			1
PUBLIX PHARMACY # 1236			1	100%	1
ADVANCE CARDIOVASCULAR IMAGING, INC			1	100%	1

COVID-19: testing by laboratory

Data through Mar 1, 2021 verified as of Mar 2, 2021 at 09:25 AM

Data in this report are provisional and subject to change.

The numbers in the table below represent the number of Florida and non-Florida residents for whom test results were received by the Department of Health. A person can be tested by more than one laboratory and can have both positive and negative results. **Therefore, the sum of the numbers in each column will be larger than the total number of people tested.**

Reporting lab	Inconclusive	Negative	Positive	Percent positive	Total
LOUIS STOKES CLEVELAND VA MEDICAL CENTER			1	100%	1
NORTHWEST FLORIDA SPECIALTY PHYSICIANS LLC		1			1
ADVANCE GASTROENTEROLOGY			1	100%	1
MEMORIAL HOSPITAL - BELLEVILLE			1	100%	1
SAWGRASS PEDIATRIC PARTNERS LLC			1	100%	1
FAMILY MEDICAL CENTER OF HOLLYWOOD PA			1	100%	1
SUMMIT COUNTY PUBLIC HEALTH DEPARTMENT			1	100%	1
Pontotoc Health and Rehab		1			1
LAB. CORP. OF AMERICA			1	100%	1
REEVES COUNTY HOSPITAL DISTRICT			1	100%	1
Terrace Glen Village		1			1
ABRAKIDABRA KIDS CLINIC			1	100%	1
ADVENTHEALTH DURAND			1	100%	1
DIRECT PRIMARY CARE OF BURLESON			1	100%	1
MEDEX CLINIC LLC			1	100%	1
CENTRAL FLORIDA ADULT MEDICINE		1			1
HAPPY KIDZ PEDIATRICS PL			1	100%	1
NHC DICKSON		1			1
NEVADA RURAL HOUSING AUTHORITY			1	100%	1
FAITH FAMILY PRACTICE			1	100%	1
WVU MEDICINE AT SUNCREST TOWNE CENTRE			1	100%	1
Accordius Health at Gastonia			1	100%	1
HOLYOKE MEDICAL CENTER			1	100%	1
CYPRESS VILLAGE REHAB CENTER		1			1
SOUTHWOOD NURSING & RETIREMENT CENTER		1			1
MERCY HEALTH			1	100%	1
MOORE CLINICAL RESEARCH INC			1	100%	1
INSTANT MEDICAL CARE CENTER			1	100%	1
PEACE HEALTH FAMILY MEDICINE AT 87TH AVE		1			1
PARKWAY REGIONAL MEDICAL CENTER LAB			1	100%	1
BEAUMONT URGENT CARE		1			1
Dugan Memorial Home		1			1
NYU LANGONE AMBULATORY CARE LAKE SUCCE		1			1
EAST END PEDIATRICS		1			1
EH FARGO HOSPITAL LABORATORY			1	100%	1
GIFFORD MEMORIAL HOSPITAL		1			1
PARRISH MEDICAL GROUP			1	100%	1
CAMBRIDGE HEALTH ALLIANCE			1	100%	1
SOUTHWOOD HEALTHCARE CENTER		1			1
PARK LANE NURSING HOME		1			1
UNIVERSITY OF BALTIMORE WASHINGTON MEDICAL CENTER			1	100%	1
Kroger 481 - The Little Clinic Houston Levee		1			1
AMERICAN DRUG TESTING LAB LLC			1	100%	1
GWINNETT MEDICAL CENTER			1	100%	1
CVS CA9497POCT IRVINE		1			1
ERIE COUNTY EMERGENCY SERVICES DIV OF		1			1
Walgreens #5421		1			1

COVID-19: testing by laboratory

Data through Mar 1, 2021 verified as of Mar 2, 2021 at 09:25 AM

Data in this report are provisional and subject to change.

The numbers in the table below represent the number of Florida and non-Florida residents for whom test results were received by the Department of Health. A person can be tested by more than one laboratory and can have both positive and negative results. **Therefore, the sum of the numbers in each column will be larger than the total number of people tested.**

Reporting lab	Inconclusive	Negative	Positive	Percent positive	Total
Kroger 618 - The Little Clinic Trail Creek Village		1			1
ST JOSEPHS CHILDRENS HOSPITAL PEDI TRANSPORT			1	100%	1
SARASOTA MEMORIAL HOSPITAL		1			1
MY WELLNESS EXPRESS			1	100%	1
Washington County Nursing H0me			1	100%	1
CLIFTON-FINE HOSPITAL LABORATORY		1			1
PANCARE HEALTH - BRUCE			1	100%	1
DOCTORS HOSPITAL OF LAREDO			1	100%	1
Bolingreen Health and Rehabilitation		1			1
CVS MA299POCT WORCESTER		1			1
Masonic Medical Research Institute			1	100%	1
Cerenity Senior Care-White Bear Lake		1			1
PENSACOLA PATHOLOGY		1			1
HEARTLAND PHARMACY SEBRING			1	100%	1
WALGREENS #5130			1	100%	1
PASCO COUNTY HEALTH DEPARTMENT			1	100%	1
NEMOURS CHILDREN'S PRIMARY CARE			1	100%	1
Villa Maria			1	100%	1
MINUTE CLINIC DIAGNOSTIC MED GRP OF CA		1			1
COASTAL PEDIATRICS LLC			1	100%	1
MARK HOANG MD PA			1	100%	1
SPRINGFIELD HOSPITAL			1	100%	1
RENE F CEDENO DMD PA		1			1
SUMMER PLACE NURSING & REHABILITATION		1			1
HIGH DESERT COURT GROUP HOME			1	100%	1
MEDCOR INC			1	100%	1
SHANDS JACKSONVILLE CLINICAL CENTER			1	100%	1
INTERIM HEALTHCARE OF PALM COAST			1	100%	1
TILLAMOOK COUNTY GENERAL HOSPITAL LAB		1			1
EUGENE T FINAN, MD			1	100%	1
SMA BEHAVIORAL HEALTH SERVICES INC		1			1
SEVEN HILLS HEALTHCARE GROUP LLC DBA		1			1
ADVANCE HEALTH AND WELLNESS SOLUTIONS			1	100%	1
CHIPOLA QUICK CARE			1	100%	1
HSRE-ASL CASSELBERRY TRS, LLC			1	100%	1
Ashland Place Health and Rehabilitation, LLC		1			1
CVS MA920POCT CLINTON		1			1
Kroger 407 - The Little Clinic Lexington		1			1
Cornerstone at the Ranch		1			1
MIAMI-DADE COUNTY HEALTH DEPT.		1			1
CHATSWORTH ASSISTED LIVING COMMUNITY AT PGA NATIONAL			1	100%	1
FLORIDA CLINICAL LABORATORY INC DBA			1	100%	1
WILMINGTON NURSING AND REHAB			1	100%	1
DEVITA		1			1
WELLINGTON WEST 100176			1	100%	1
SYNAPSE ANALYTICAL LABS		1			1
ATHENS MEDICAL CENTER			1	100%	1

COVID-19: testing by laboratory

Data through Mar 1, 2021 verified as of Mar 2, 2021 at 09:25 AM

Data in this report are provisional and subject to change.

The numbers in the table below represent the number of Florida and non-Florida residents for whom test results were received by the Department of Health. A person can be tested by more than one laboratory and can have both positive and negative results. **Therefore, the sum of the numbers in each column will be larger than the total number of people tested.**

Reporting lab	Inconclusive	Negative	Positive	Percent positive	Total
CARENOW MIDTOWN			1	100%	1
KEY WEST BRANCH MEDICAL CLINIC			1	100%	1
Kroger - KRO03400316			1	100%	1
SUN CITY DIAGNOSTIC CENTER			1	100%	1
HALIFAX HEALTH PRIMARY CARE			1	100%	1
FREDERICK AVENUE GROUP HOME		1			1
ADVANCED MEDICAL LABORATORIES (AML)			1	100%	1
QUALITY LAB			1	100%	1
DELAWARE DEPARTMENT OF HEATH			1	100%	1
HIGHLAND LABORATORY			1	100%	1
MEDEXPRESS URGENT CARE - LEOMINSTER		1			1
WOMENS CARE FLORIDA LLC			1	100%	1
CHILDRENS SPECIALIST PEDIATRIC PULMMOLOGY &			1	100%	1
CFHC - FROSTPROOF			1	100%	1
MRMC LAB MICRO			1	100%	1
MID-SOUTH URGENT CARE, PLLC			1	100%	1
NEWCARE PRIMARY MEDICINE			1	100%	1
PAMC MICRO LAB			1	100%	1
SANTA MONICA CA-UCLA MC			1	100%	1
WESTOX LABS		1			1
LABORATORY COPRORATION OF AMERICA			1	100%	1
ASHLEY PEDIATRICS DAY & NIGHT CLINIC			1	100%	1
POUDRE VALLEY HOSPITAL			1	100%	1
FLAGLER MEDICAL ASSOCIATES PA			1	100%	1
MID-FLORIDA PATHOLOGY LLC		1			1
SEATTLE-KING COUNTY			1	100%	1
DAVENPORT PEDIATRICS CLERMONT			1	100%	1
WHEATON FRANCISCAN LABORATORY			1	100%	1
CHC			1	100%	1
STAMFORD HOSPITAL			1	100%	1
ATLANTIC DIAGNOSTICS			1	100%	1
Manor Care of Dallastown d/b/a ManorCare Health Services - Dallastown		1			1
FAIRVIEW HOSPITAL			1	100%	1
CVS PA371POCT PHILADELPHIA		1			1
KELLY			1	100%	1
MBMG OF WINTER HAVEN			1	100%	1
WALMART PHARMACY 10-4554		1			1
INDIANA STATE DEPARTMENT OF HEALTH CLINIC MICROBIOLOGY		1			1
WELLPATH			1	100%	1
C A R E S		1			1
MEMORIAL HOSPITAL LOS BANOS			1	100%	1
MEDEXPRESS URGENT CARE - WICHITA, N MAIZE RD		1			1
MINUTECLINIC DIAG OF IND, LLC #6250		1			1
OMNI HEALTHCARE INC			1	100%	1
INNOVATIVE HEALTH DIAGNOSTIC OF CALIFORNIA			1	100%	1
Henry County Health and Rehabilitation		1			1
BROCK HUGHES MEDICAL CENTER			1	100%	1

COVID-19: testing by laboratory

Data through Mar 1, 2021 verified as of Mar 2, 2021 at 09:25 AM

Data in this report are provisional and subject to change.

The numbers in the table below represent the number of Florida and non-Florida residents for whom test results were received by the Department of Health. A person can be tested by more than one laboratory and can have both positive and negative results. **Therefore, the sum of the numbers in each column will be larger than the total number of people tested.**

Reporting lab	Inconclusive	Negative	Positive	Percent positive	Total
DEVANSH LAB WERKS		1			1
RIVERTON CBOC			1	100%	1
Crowne Health Care of Mobile		1			1
BLUFFTON HEALTH CENTER			1	100%	1
BAPTIST HOSPITAL EAST			1	100%	1
DORA HOME CARE			1	100%	1
JPS HEALTH CENTER AT TRUE WORTH PLACE			1	100%	1
PROGRESSIVE MEDICAL RESEARCH			1	100%	1
Bayou Vista Community Care Center			1	100%	1
PALMA CEIA MED GROUP-SWANN		1			1
ManorCare Yeadon		1			1
SIGNATURE CARE COLLEGE STATION			1	100%	1
Ideal Senior Living Center		1			1
MYLAN-SOUTH POINT PA		1			1
MEDTOWN PHARMACY			1	100%	1
MERCY MEDICAL CENTER INC			1	100%	1
WAKE FOREST MEDICAL CENTER LABORATORY			1	100%	1
GADSDEN FAMILY PRACTICE		1			1
FRESENIUS KIDNEY CARE FORT WALTON BEACH			1	100%	1
CVS TN6414POCT SMYRNA		1			1
TALLAHASSEE DIALYSIS		1			1
EMERALD HEALTH CARE		1			1
MD NOW MEDICAL CENTERS, INC			1	100%	1
MIAMI CHILDRENS HOSPITAL MIDTOWN OUTPATIENT CENTER			1	100%	1
SIGNATURE CARE MIDLAND			1	100%	1
BAPTIST HEALTH PRIMARY CARE AT CUTLER BAY			1	100%	1
Good Samaritan Society-Atkinson		1			1
Senatobia Healthcare & Rehab		1			1
CARSON NURSING AND REHABILITATION CENTER		1			1
EXCEL URGENT CARE OF NJ, LLC		1			1
GAMMA HEALTHCARE, INC		1			1
NABI		1			1
MEDSTAR HEALTH URGENT CARE			1	100%	1
MEDEXPRESS URGENT CARE - LAWTON		1			1
CLEVELAND HEARTLAB			1	100%	1
THE INTERNAL MEDICAL GROUP		1			1
Kroger 699 - The Little Clinic Smyrna		1			1
HOLMES FAMILY PRACTICE PA			1	100%	1
SPECTRUM LUDINGTON			1	100%	1
LIFE CARE CENTER OF HILTON HEAD		1			1
Crisp Regional Nursing and Rehab Center		1			1
URGENT DOC -NACOGODOCHES CLINIC			1	100%	1
EVANS FAMILY CARE PA			1	100%	1
FAMILY PRACTICE OF CENTRAL FLORIDA PA			1	100%	1
TMH URGENT CARE CENTER			1	100%	1
HUDSON REGIONAL HOSPITAL			1	100%	1
Melbourne Terrace Rehabilitation Center			1	100%	1

COVID-19: testing by laboratory

Data through Mar 1, 2021 verified as of Mar 2, 2021 at 09:25 AM

Data in this report are provisional and subject to change.

The numbers in the table below represent the number of Florida and non-Florida residents for whom test results were received by the Department of Health. A person can be tested by more than one laboratory and can have both positive and negative results. **Therefore, the sum of the numbers in each column will be larger than the total number of people tested.**

Reporting lab	Inconclusive	Negative	Positive	Percent positive	Total
GENEVA FAMILY HEALTH			1	100%	1
DOYLESTOWN HOSPITAL			1	100%	1
SIMPLY HEALTHCARE AND WELLNESS CLINIC, PC			1	100%	1
ALTA BATES SUMMIT MEDICAL CENTER CLINICAL LAB			1	100%	1
REELFOOT FAMILY WALK-IN CLINIC		1			1
GENESEEE COUNTY HEALTH DEPARTMENT		1			1
ASHLEY CLINICAL DIAGNOSTIC LABORATORY			1	100%	1
SPARTANBURG REGIONAL MEDICAL CENTER			1	100%	1
ROYAL PALM PEDIATRICS			1	100%	1
ADVANCED RESEARCH AND DIAGNOSTIC LABORATORY UNIVERSITY OF MINNESOTA			1	100%	1
NSPIRE HEALTHCARE PLANTATION			1	100%	1
LAMARQUE DIALYSIS			1	100%	1
UNITYPOINT HEALTH TRINITY			1	100%	1
MEMORIAL HERMANN KATY HOSPITAL			1	100%	1
Vi at Aventura		1			1
Port Orange Nursing And Rehab Center			1	100%	1
Kroger 825 - The Little Clinic Dorothy Lane		1			1
CERMAK HEALTH SERVICES			1	100%	1
ST MICHAEL'S ELITE MEDICAL HOSPITAL			1	100%	1
Kroger 409 - The Little Clinic Hebron Marketplace			1	100%	1
CORNERSTONE DRUG AND GIFT INC		1			1
SAINT LEO UNIVERSITY INCORPORATED			1	100%	1
SUMMERFIELD PAIN MANAGEMENT			1	100%	1
CHI MEMORIAL HOSPITAL CHATTANOOGA			1	100%	1
FOUNDATION LABORATORY			1	100%	1
Baypoint Healthcare Center			1	100%	1
MARTIN MEM FAMILY CARE AT ST LUCIE W			1	100%	1
FIRST CARE WALK IN CLINIC LLC			1	100%	1
CVS OH4327POCT PAINESVILLE		1			1
COLUMBIA CREST CARE & RAHAB		1			1
ACCOMPLISHED HOME CARE		1			1
MY URGENT CARE CLINIC			1	100%	1
CVS OH4359POCT HUDSON		1			1
PIONEER CLINICAL RESEARCH LLC			1	100%	1
Bethany Manor		1			1
LSU MEDICAL CENTER			1	100%	1
PEDIATRIC ASSOCIATES OF ORLANDO			1	100%	1
PENNY PEDIATRICS		1			1
Highland Ave. Eye Clinic		1			1
FLORIDA HOSPITAL TRANSPLANT CENTER		1			1
NORTH CAROLINA STATE LABORATORY OF PUBLIC HEALTH, SPECTRUM LAB NETWORK			1	100%	1
CROSS CREEK HEALTH CARE		1			1
FAST PACE URGENT CARE			1	100%	1
CHC SOUTHWEST FLORIDA LAB-LIVE			1	100%	1
777 URGENT CARE			1	100%	1
CLEVELAND CLINIC AKRON GENERAL			1	100%	1
LIBERTY HEALTH CENTER			1	100%	1

COVID-19: testing by laboratory

Data through Mar 1, 2021 verified as of Mar 2, 2021 at 09:25 AM

Data in this report are provisional and subject to change.

The numbers in the table below represent the number of Florida and non-Florida residents for whom test results were received by the Department of Health. A person can be tested by more than one laboratory and can have both positive and negative results. **Therefore, the sum of the numbers in each column will be larger than the total number of people tested.**

Reporting lab	Inconclusive	Negative	Positive	Percent positive	Total
ACCESS 365 URGENT CARE LLC			1	100%	1
MEDEXPRESS URGENT CARE, MOSSIDE		1			1
ACUPATH LABORATORIES INC			1	100%	1
MEDICAL SPECIALISTS OF THE PALM BEACHES INC			1	100%	1
LAKEVIEW REGIONAL HOSPITAL			1	100%	1
ALLIANCE MD DIRECT PRIMARY CARE			1	100%	1
TMH PHYSICIAN PARTNERS			1	100%	1
NORTHEAST TEXAS DIALYSIS		1			1
WELL-KEY URGENT CARE SEVIERVILLE			1	100%	1
NANCY M WORTHINGTON MD PA			1	100%	1
DECATUR MORGAN HOSPITAL - DECATUR GENE		1			1
Kroger 923 - The Little Clinic Centerville		1			1
HOCHBERG LOWER SCHOOL		1			1
Kroger 909 - The Little Clinic Hamilton			1	100%	1
FLORIDA FAMILY LABORATORY		1			1
ADVANTA LABS, LLC		1			1
PowerBack Piscataway Center		1			1
ASHLEY PEDICATRICS DAY AND NIGHT CLINIC			1	100%	1
STANLY REGIONAL MEDICAL CENTER			1	100%	1
FLORIDA STATE UNIVERSITY HEALTH SERVICES			1	100%	1
NCH HEALTHCARE CREEKSIDE ENDOSCOPY			1	100%	1
WAYCROSS INTRTNAL MEDICINE			1	100%	1
TRAVIS LEE THOMPSON MD			1	100%	1
CENTRAL TX URGENT CARE			1	100%	1
WINCHESTER HOSPITAL			1	100%	1
Cooperstown Center for Nursing and Rehabilitation		1			1
MED TECH CLINICAL LABORATORY		1			1
NORTH SHORE HEMATOLOGY-ONCOLOGY ASSOCIATES		1			1
JOHNSON MEDICAL SERVICES			1	100%	1
PATHOLOGYT & LAB MEDICINE SERVICES			1	100%	1
Home Health Care Clinic		1			1
Granville Center		1			1
RESOURCE PATH LLC			1	100%	1
HEALTH FIRST HOME CARE		1			1
FLORHAM PARK ENDOSCOPY CENTER		1			1
BEAUMONT REFERENCE LABORATORY			1	100%	1
PROGENESIS INC			1	100%	1
Ravenwood Speciality Care		1			1
SUPREME MEDICAL GROUP PLLC			1	100%	1
TENNOVA HEALTHCARE - CLEVELAND			1	100%	1
Manassas Health & Rehab			1	100%	1
GOLDING-GRANADO MEDICAL ASSOCIATES		1			1
C V S / PHARMACY #833		1			1
Fairhope		1			1
LEHIGH REGIONAL WOUND CENTER			1	100%	1
LAKE MARY DIALYSIS			1	100%	1
CVS NV9586POCT RENO		1			1

COVID-19: testing by laboratory

Data through Mar 1, 2021 verified as of Mar 2, 2021 at 09:25 AM

Data in this report are provisional and subject to change.

The numbers in the table below represent the number of Florida and non-Florida residents for whom test results were received by the Department of Health. A person can be tested by more than one laboratory and can have both positive and negative results. **Therefore, the sum of the numbers in each column will be larger than the total number of people tested.**

Reporting lab	Inconclusive	Negative	Positive	Percent positive	Total
LUMICO LIFE INSURANCE COMPANY		1			1
PHYSICIANS IMMEDIATE CARE			1	100%	1
MINUTE CLINIC DIAGNOSTICS OF IN, LLC #6252		1			1
MINUTECLINIC DIAGNOSTIC OF VIRGINIA, LLC #1980		1			1
WALGREENS #10854		1			1
RIDGE OPTUM FLORIDA			1	100%	1
PASTEUR MEDICAL CENTER LLC		1			1
CVS TX8322POCT AUSTIN		1			1
PHYSICIAN ASSOCIATES, LLC			1	100%	1
CAREFIRST URGENT CARE - BEECHMONT			1	100%	1
PENINSULA REGIONAL MED CTR LAB			1	100%	1
Vista Park			1	100%	1
CHRISTIAN REST HOME ASSOC		1			1
MEDEXPRESS URGENT CARE - ST CLAIR, CLOVER DR.		1			1
BMC/NASSAU			1	100%	1
RIVIERA BEACH HEALTH CENTER LAB			1	100%	1
RAPID CITY REGIONAL HOSPITAL -579 ATTN. LABORATORY		1			1
DOCTORS HEARING			1	100%	1
WINDSOR MANOR			1	100%	1
TILE PHARMACY		1			1
FLAGLER COUNTY BOARD OF COUNTY COMMISSIONERS			1	100%	1
Kroger 682 - The Little Clinic Combs and Gantzel		1			1
EILEEN TURBESSI MD PA		1			1
BRIAN C GRINER MD LLC			1	100%	1
LITTLE COMPANY OF MARY HOSPITAL			1	100%	1
PRIMARY CARE GROUP LLC		1			1
Garden View Care Center at Dougherty Ferry		1			1
KENNEDY BOULEVARD DIALYSIS			1	100%	1
Victoria Manor		1			1
PRACTITIONERS IN MOTION			1	100%	1
LPG PRIMARY CARE AT CAPE CORAL PARKWAY		1			1
AFC/DOCTORS EXPRESS NORTH BERGEN		1			1
Lopatcong Center		1			1
EXPRESS CARE OF OCALA			1	100%	1
DOCTOR TODAY URGENT CARE			1	100%	1
CVS MINUTE CLINIC #5836		1			1
MALUHIA		1			1
PROVIDENCE ST. PATRICK HOSPITAL			1	100%	1
ELEMENTS PHARMACY			1	100%	1
EAGLE COUNTY HEALTH AND HUMAN SERVICES			1	100%	1
Trucare Living Centers - Columbus		1			1
Eddy Memorial Geriatric Center		1			1
TARRYTOWN PHARMACY			1	100%	1
COLLINS NURSING HOME		1			1
CONSOLIDATED			1	100%	1
WMC HEALTH GROUP INC			1	100%	1
NHC Chattanooga			1	100%	1

COVID-19: testing by laboratory

Data through Mar 1, 2021 verified as of Mar 2, 2021 at 09:25 AM

Data in this report are provisional and subject to change.

The numbers in the table below represent the number of Florida and non-Florida residents for whom test results were received by the Department of Health. A person can be tested by more than one laboratory and can have both positive and negative results. **Therefore, the sum of the numbers in each column will be larger than the total number of people tested.**

Reporting lab	Inconclusive	Negative	Positive	Percent positive	Total
107TH PLACE GROUP HOME		1			1
EVENING PEDIATRICS INC			1	100%	1
SCHUYLER HOSPITAL		1			1
DONALSONVILLE HOSPITAL			1	100%	1
BOCA RATON REGIONAL HOSPITAL		1			1
Waycross Health and Rehabilitation		1			1
ST. PETERSBURG PEDIATRICS-SEMINOLE			1	100%	1
ABSOLUTE CAREGIVERS HOME HEALTH AGENCY INC			1	100%	1
ACCESS HEALTH CARE PHYSICIANS, LLC		1			1
LANCASHIRE HALL NURSING AND REHABILITATION CENTER		1			1
VA MEDICAL CENTER			1	100%	1
ADVENTHEALTH MEDICAL GROUP OBSTETRICS			1	100%	1
EMERGENCY CARE SERVICES LAB AT JFK MEDICAL CENTER			1	100%	1
SEASONS HOSPICE AND PALLIATIVE CARE OF			1	100%	1
PANCARE HEALTH - NORTHSIDE ELEMENTARY			1	100%	1
ANSWERS RESOURCE FACILITY		1			1
BAYSTATE REFERENCE LABORATORY			1	100%	1
PATHLAB SERVICES			1	100%	1
INDIGO PALMS			1	100%	1
CARDIOLOGY AND FITNESS MEDICINE		1			1
ALL PEDIATRIC CARE PA			1	100%	1
FAMILY MEDICAL CENTERS			1	100%	1
Kroger 629 - The Little Clinic Cartersville, GA Hwy 41		1			1
ORMC-ARDEN/EOI			1	100%	1
TMH PHYSICIAN PARTNERS WAKULLA			1	100%	1
LOUNDY		1			1
CVS AZ5026POCT MESA		1			1
BRIDGEWATER PARK ASSISTED LIVING LLC			1	100%	1
DEERFIELD BEACH REHABILITATION AND NURSING			1	100%	1
DEPARTMENT OF HEALTH SERVICES			1	100%	1
USA Healthcare LTC, LLC - Folsom Center for Rehabilitation & Healthca		1			1
NULL			1	100%	1
FAMILY PHYSICIANS OF WINTER PARK, INC			1	100%	1
ARNOLD PALMER HOSPITAL LAB POCT		1			1
BASCOM PALMER-MICRO LAB			1	100%	1
NORTH WEST FLORIDA DIAGNOSTIC ENDOCRINOLOGY CLINIC			1	100%	1
HOLSTON MEDICAL GROUP		1			1
ADVANCED URGENT CARE PLLC		1			1
WY RETIREMENT CENTER		1			1
BEAUMONT HOSPITAL, GROSSE POINTE			1	100%	1
CLUB HEALTH AND REHABILITATION CENTER, THE		1			1
RABI SINHA, MD		1			1
GREYSTONE HOME HEALTH OF GREATER ORLANDO LLC		1			1
PARK AVENUE DERMATOLOGY NORTH			1	100%	1
COMMUNITY MEDICAL CARE			1	100%	1
HOWELL BRANCH COURT			1	100%	1
TUNIS STREET GROUP HOME		1			1

COVID-19: testing by laboratory

Data through Mar 1, 2021 verified as of Mar 2, 2021 at 09:25 AM

Data in this report are provisional and subject to change.

The numbers in the table below represent the number of Florida and non-Florida residents for whom test results were received by the Department of Health. A person can be tested by more than one laboratory and can have both positive and negative results. **Therefore, the sum of the numbers in each column will be larger than the total number of people tested.**

Reporting lab	Inconclusive	Negative	Positive	Percent positive	Total
BAXTER REGIONAL MEDICAL CENTER			1	100%	1
CELEBRATION FAMILY PHYSICIANS LLC			1	100%	1
VIVIAN SIMMONS FAMILY PRACTICE			1	100%	1
Metairie Healthcare Center			1	100%	1
TWIN			1	100%	1
SCRIPTS PLUS INC DBA THE MEDICINE SHOP		1			1
BROOKDALE AVONDALE (BU 04360)			1	100%	1
FLORIDA EPIDEMIOLOGY PROGRAM			1	100%	1
NICKLAUS CHILDREN'S DORAL OUTPATIENT CENTER			1	100%	1
CVS MA969POCT PALMER		1			1
GARDENS PEDIATRICS LAB			1	100%	1
Smg/North Jersey Hematology & Oncology		1			1
ADVENTHEALTH MEDICAL GROUP PEDIATRICS DIABETES &			1	100%	1
ICARE		1			1
NORTHSIDE HOSPITAL DULUTH			1	100%	1
SLIDELL MEMORIAL HOSPITAL			1	100%	1
RESIDENCES AT MIAMI / REIGN GARDENS LLC, THE			1	100%	1
Kroger - KRO70300083			1	100%	1
KNOX COMMUNITY HOSPITAL			1	100%	1
ST CATHERINE HOSPITAL LABORATORY			1	100%	1
OKLAHOMA BLOOD INSTITUTE			1	100%	1
SARAH LAWRENCE COLLEGE HEALTH SERVICES		1			1
THE NEW JEWISH HOME		1			1
Bay View Nursing and Rehabilitation Center			1	100%	1
PREMIER MOBILE HEALTH SERVICES, LLC			1	100%	1
MARINA DEL REY HOSPITAL LAB			1	100%	1
COX HEALTH SOUTH LAB			1	100%	1
NF Escambia, LLC DBA Olive BranchHealth and Rehabilitaion Center			1	100%	1
SUPERKIDS PEDIATRICS			1	100%	1
WOODHILLS LABS			1	100%	1
Brattleboro Crossings LLC dba Pine Heights at Brattleboro		1			1
FAMILY MEDICAL CLINIC KENDALL LLC			1	100%	1
Waddell Nursing & Rehab Center		1			1
AMERICAN LAB LLC		1			1
SMITH			1	100%	1
BRADENTON DIALYSIS			1	100%	1
NORTH FLORIDA CHILD DEVELOPMENT, INC			1	100%	1
CARE STATION MEDICAL GROUP		1			1
Keller Landing Center		1			1
CHILTON MEDICAL CENTER		1			1
MODERN URGENT CARE			1	100%	1
CVS NV5942POCT LAS VEGAS		1			1
GOOD PEDIATRICS			1	100%	1
TREASURE COAST PRIMARY CARE		1			1
MORGAN STANELY HEALTH CENTER		1			1
MED FIRST IMMEDIATE CARE AND FAMILY PRACTICE			1	100%	1
Kroger 541 - The Little Clinic Long Hollow Pike		1			1

COVID-19: testing by laboratory

Data through Mar 1, 2021 verified as of Mar 2, 2021 at 09:25 AM

Data in this report are provisional and subject to change.

The numbers in the table below represent the number of Florida and non-Florida residents for whom test results were received by the Department of Health. A person can be tested by more than one laboratory and can have both positive and negative results. **Therefore, the sum of the numbers in each column will be larger than the total number of people tested.**

Reporting lab	Inconclusive	Negative	Positive	Percent positive	Total
Walgreens #9620		1			1
Fairhaven Retirement Community		1			1
MEDICAL ASSOCIATES OF THE SHOALS		1			1
KATHY L ANDERSON DO PA			1	100%	1
Hearthstone Nursing and Rehabilitation Center		1			1
WALGREEN#12147		1			1
PROVIDENCE ST PETER HOSPITAL		1			1
ALL CHILDRENS PEDIATRIC CLINIC			1	100%	1
Gulf Coast health and Rehabilitation, LLC		1			1
ASSOCIATESMD			1	100%	1
NORTH COUNTY MEDICAL LAB			1	100%	1
NORTH BROWARD MEDICAL CENTER			1	100%	1
EXPRESS PHARMACY INC		1			1
LAKE WALES DIALYSIS CENTER			1	100%	1
BAPTIST HEALTH SURGERY CENTER			1	100%	1
UMASS MEMORIAL/MARLBORO HOSPITAL			1	100%	1
SV MOBILE HEALTH			1	100%	1
EPIC CARE PHARMACY		1			1
BROOKS REHAB			1	100%	1
Kroger 523 - The Little Clinic Dickson			1	100%	1
SKIN WELLNESS PHYSICIANS LLC		1			1
UPMC NORTHWEST HOSPITAL			1	100%	1
ST. LUKES HOSPITAL			1	100%	1
GEORGETOWN URGENT CARE			1	100%	1
MEDICAL CLINIC OF HOUSTON			1	100%	1
KROGER 915 - THE LITTLE CLINIC ANDERSON			1	100%	1
GATEWAY HEALTHCARE, PC			1	100%	1
WillowBrooke Court at Westminster Village		1			1
MOSAIC MEDICAL CENTER MARYVILLE			1	100%	1
HAYS CLINICAL LAB			1	100%	1
WW Chem Auto SS			1	100%	1
FREDERICK MEMORIAL HOSPITAL			1	100%	1
CENTRAL FLORIDA MEDICAL CARE			1	100%	1
HAWAII DEPARTMENT OF HEALTH LAB			1	100%	1
CAROMONT HEALTH			1	100%	1
Rockcastle Health and Rehab		1			1
SOUTH FLORIDA URGENT CARE CENTERS, LLC			1	100%	1
Lenbrook		1			1
MARTIN HEALTH PHYSICIAN GROUP			1	100%	1
BLACKBAG DIGITAL HEALTH LLC		1			1
Englewood Health Care Center		1			1
JACKSONVILLE HEALTH & REHAB		1			1
CVS IL2297144CV CHICAGO		1			1
CARENOW URGENT CARE - SPRING			1	100%	1
UNIVERSITY URGENT CARE			1	100%	1
MIAMI CEREBRAL PALSY RESIDENTIAL			1	100%	1
IZ MEDICAL		1			1

COVID-19: testing by laboratory

Data through Mar 1, 2021 verified as of Mar 2, 2021 at 09:25 AM

Data in this report are provisional and subject to change.

The numbers in the table below represent the number of Florida and non-Florida residents for whom test results were received by the Department of Health. A person can be tested by more than one laboratory and can have both positive and negative results. **Therefore, the sum of the numbers in each column will be larger than the total number of people tested.**

Reporting lab	Inconclusive	Negative	Positive	Percent positive	Total
MINNESOTA DEPARTMENT OF HEALTH LABORATORY			1	100%	1
MEMORIAL MEDICAL CENTER			1	100%	1
IVAN, MAYA			1	100%	1
HENRICO DOCTOR'S LABORATORY			1	100%	1
LAKE COMMUNITY ACTION AGENCY		1			1
Autumn Care of Suffolk		1			1
CVS TX1057POCT SAN ANTONIO		1			1
Longwood Community Living Center		1			1
INTERNAL MEDICINE EMILIA MURRAY MD PA		1			1
MERITUS MEDICAL CENTER			1	100%	1
MEDIPLUS CLINIC, INC			1	100%	1
PAUL C SCHWARTZ & MELVIN L WEIDMAN		1			1
CVS AZ4795POCT MESA		1			1
XSTREMEMD			1	100%	1
SOUTHEASTERN INTEGRATED MEDICAL PL			1	100%	1
CONSULATE HEALTH CARE OF VERO BEACH			1	100%	1
Kroger 532 - The Little Clinic Murfreesboro		1			1
MISSOURI DEPARTMENT OF HEALTH AND SENIOR SERVICES - STATE PH LAB		1			1
LEE MEMORIAL HOSPITAL OUTPATIENT SURGERY CENTER			1	100%	1
WELLMED AT LINEBAUGH AVE			1	100%	1
ENZO LABS INC			1	100%	1
FLORIDA DIGESTIVE AND LIVER SPECIALISTS			1	100%	1
Kroger 907 - The Little Clinic Holland		1			1
WATERTOWN URGENT CARE		1			1
SAN JOSE CLINIC		1			1
EAST COAST INSTITUTE FOR RESEARCH LLC			1	100%	1
Niles Nursing and Rehab. Center		1			1
DOCTORS CARE - AIKEN MALL			1	100%	1
URGENT TEAM MANAGEMENT OF TENNESSEE, L			1	100%	1
ATMORE COMMUNITY HOSPITAL			1	100%	1
ADVANCE MD CARE			1	100%	1
Excel Care Center			1	100%	1
SUTTER GOULD MEDICAL FOUNDATION			1	100%	1
LARKIN COMMUNITY HOSPITAL PALM SPRINGS CAMPUS			1	100%	1
SHRIVERS PHARMACY AND WELLNESS CENTER			1	100%	1
FORT LOUDOUN PRIMARY CARE		1			1
VETERANS AFFAIRS MEDICAL CENTER - EAST ORANGE			1	100%	1
ELLIS HOSPITAL URGENT CARE CENTER LAB		1			1
PARTNERS IN PRIMARY CARE		1			1
Vibrantlife of El Paso Rehabilitation Center			1	100%	1
SOWAL HEALTH & DRUG			1	100%	1
NEW ERA HEALTH CENTER INC		1			1
LANTANA HC LAB			1	100%	1
LCMC LAB SUBSECTION		1			1
HELIX BIOMEDICS LLC			1	100%	1
PINEVILLE PHARMACY			1	100%	1
BICKERTON, DAWN		1			1

COVID-19: testing by laboratory

Data through Mar 1, 2021 verified as of Mar 2, 2021 at 09:25 AM

Data in this report are provisional and subject to change.

The numbers in the table below represent the number of Florida and non-Florida residents for whom test results were received by the Department of Health. A person can be tested by more than one laboratory and can have both positive and negative results. **Therefore, the sum of the numbers in each column will be larger than the total number of people tested.**

Reporting lab	Inconclusive	Negative	Positive	Percent positive	Total
MINUTECLINIC DIAGNOSTICS OF OKLAHOMA		1			1
GOSHEN MEDICAL CENTER			1	100%	1
IVY CREEK HEALTHCARE & WELLNESS CENTRE			1	100%	1
HEALTH ALLIANCE			1	100%	1
CATHEDRAL GERONTOLOGY CENTER DBA CATHEDRAL CARES			1	100%	1
KID FIXERS		1			1
PRINCIPLE DIAGNOSTICS LLC			1	100%	1
Lutheran Community at Telford		1			1
1ST CHOICE URGENT CARE CENTER LLC			1	100%	1
HEARTLAND REGIONAL MEDICAL CENTER		1			1
VERITAS GENETICS, INC.			1	100%	1
RIVERSIDE COUNTY PUBLIC HEALTH LABORATORY			1	100%	1
PACE UNIVERSITY HEALTH CARE		1			1
HOME AIDE SVC OF EASTERN NY INC D/B/A		1			1
CVS MO5727POCT PLATTE CITY		1			1
PALM COAST DRAW STATION/AMERICAN HEALTH ASSOCIATES		1			1
LABONE		1			1
REGIONAL MED CTR BAYONET POINT			1	100%	1
PEDIATRIC PARTNERS OF ZEPHYRHILLS PA			1	100%	1
CARE CONNECTIONS AT HOME LLC			1	100%	1
FAU		1			1
Kroger 006 - The Little Clinic Uintah Gardens		1			1
BROOKDALE FORT MYERS LAKES PARK			1	100%	1
Brookdale Southside			1	100%	1
QUICKCARE HEALTH, INC			1	100%	1
HYDE PARK MEDICAL CENTER		1			1
Fairview			1	100%	1
HOLY CITY MED URGENT CARE			1	100%	1
Kroger 57 - The Little Clinic Jay C Charlestown		1			1
			1	100%	1
POMPANO BEACH ARTIFICIAL KIDNEY CENTER			1	100%	1
INNOVATIVE CARE II LLC			1	100%	1
ST JOHN'S HOME CARE			1	100%	1
CVS IL5797POCT CAROL STREAM		1			1
RAMBAM URGENT CARE			1	100%	1
HEALTHPLUS			1	100%	1
SELECT MEDICAL CLINIC			1	100%	1
NHC HealthCare St. Charles		1			1
ATHENA PLASTIC SURGERY		1			1
BLACKBERRY CENTER, THE		1			1
ADVENTHEALTH MEDICALGROUP PEDIATRICS AT ORLANDO		1			1
BUFFALO VAMC			1	100%	1
LABORATORIO BUENA SALUD			1	100%	1
CVS CA8861POCT BUENA PARK		1			1
JOHN D. ARCHBOLD MEMORIAL HOSPITAL			1	100%	1
RAPID MEDLAB (002MO)		1			1
BLACK SHEEP MEDICAL			1	100%	1

COVID-19: testing by laboratory

Data through Mar 1, 2021 verified as of Mar 2, 2021 at 09:25 AM

Data in this report are provisional and subject to change.

The numbers in the table below represent the number of Florida and non-Florida residents for whom test results were received by the Department of Health. A person can be tested by more than one laboratory and can have both positive and negative results. **Therefore, the sum of the numbers in each column will be larger than the total number of people tested.**

Reporting lab	Inconclusive	Negative	Positive	Percent positive	Total
Villages of St.Peters		1			1
SOUTHERN FAMILY HEALTH			1	100%	1
Glenview Terrace Nursing Center		1			1
PROFESSIONAL DIALYSIS CENTER			1	100%	1
ADVANCED CARDIOVASCULAR DIAGNOSTICS OF FL			1	100%	1
NORTH MIAMI BEACH SURGICAL CENTER			1	100%	1
CVS MA1845POCT WILMINGTON		1			1
MOBILE HEALTH MEDICAL SERVICES PC		1			1
SARHA DOCTORS CENTER			1	100%	1
ST JOHNS PEDIATRICS PA		1			1
CORDOVA FAMILY PRACTICE			1	100%	1
WALGREENS #15291		1			1
MEDRITE MEDICAL CARE PC		1			1
Broomall Manor		1			1
TRIHEALTH			1	100%	1
COLONIAL VILLA GOOD SAMARITAN CENTER		1			1
REGIONAL MEDICAL LABORATORY			1	100%	1
Carington Park			1	100%	1
EDGAR PRICE FAMILY & CHILDREN HEALTHCARE CENTER			1	100%	1
EASTSIDE MEDICAL CLINIC		1			1
BORINQUEN HEALTH CENTER			1	100%	1
Birmingham Nursing and Rehabilitation East LLC		1			1
1ST MED DOTHAN			1	100%	1
DOCTORS MEMORIAL HOSP HOME HEALTH CARE		1			1
Sunnybrook Rehabilitation Center			1	100%	1
LIFEGUARD AMBULANCE SERVICE LLC - BAY COUNTY			1	100%	1
ELITE MEDICAL LABORATORY SOLUTIONS LLC			1	100%	1
ST JOHNS MEDICAL CENTER		1			1
Glen Oaks Health and REhabilitation		1			1
OAKWOOD HOSPITAL - SOUTHSHORE			1	100%	1
KANA MEDICAL			1	100%	1
FAIRFIELD MEDICAL CENTER			1	100%	1
Valley View Health and Rehabilitation, LLC		1			1
DISCOVERY AT HOME, LLC			1	100%	1
Rio Grande City Nursing and Rehab Center			1	100%	1
ALLIANCE LABORATORY SERVICES			1	100%	1
DIGESTIVE DISEASE CARE PC		1			1
Kroger 353 - The Little Clinic Harpers Point		1			1
ADVENTHEALTH PHYSICIAN GROUP - APPLEWOOD			1	100%	1
NORTH FLORIDA FAMILY MEDICINE			1	100%	1
SUNSHINE PEDIATRICS OF LUTz			1	100%	1
TRAFALGAR DIALYSIS			1	100%	1
CITRONELLE HEALTH AND REHABILITATION CENTER		1			1
FALKVILLE HEALTHCARE		1			1
TOMAH VAMC			1	100%	1
INTERNAL MEDICINE GROUP OF CENTRAL FLORIDA			1	100%	1
Acts Manor House		1			1

COVID-19: testing by laboratory

Data through Mar 1, 2021 verified as of Mar 2, 2021 at 09:25 AM

Data in this report are provisional and subject to change.

The numbers in the table below represent the number of Florida and non-Florida residents for whom test results were received by the Department of Health. A person can be tested by more than one laboratory and can have both positive and negative results. **Therefore, the sum of the numbers in each column will be larger than the total number of people tested.**

Reporting lab	Inconclusive	Negative	Positive	Percent positive	Total
STONECREST MEDICAL CENTER		1			1
HEALTHPARTNERS HUDSON CLINIC			1	100%	1
UABC			1	100%	1
BLAKE AT PENSACOLA OPERATION CO, LLC, THE			1	100%	1
WEST CARVER MEDICAL ASSOCIATES		1			1
Hawthorne House		1			1
CVS AZ69POCT PEORIA		1			1
SANTA ROSA PEDIATRICS			1	100%	1
DSI LABORATORIES-NAPLES-7TH			1	100%	1
BROOKSHIRE, THE			1	100%	1
PT&J REHAB LLC		1			1
441 URGENT CARE CENTER - BROWNWOOD			1	100%	1
Heartland of Perrysburg		1			1
SANFORD LABORATORIES WATERTOWN			1	100%	1
MEDEXPRESS URGENT CARE-MEADVILLE			1	100%	1
SEWALLS POINT PHARMACY INC			1	100%	1
MARYWOOD NURSING CARE CENTER		1			1
MID FLORIDA BIOLOGICALS			1	100%	1
Falmouth By The Sea			1	100%	1
Community Compassion Center of Batesville			1	100%	1
RIVERSIDE MEDICAL CENTER		1			1
HELGEMO & LIOU PEDIATRICS			1	100%	1
SANTA CLARA VALLEY MEDICAL CENTER			1	100%	1
BAYOU URGENT CARE			1	100%	1
SAINT BARNABAS MEDICAL CENTER		1			1
Florence Nursing and Rehabilitation Center		1			1
MEDEXPRESS-DOVER		1			1
CUSTOM SCRIPTS PHARMACY		1			1
FLAGLER PROFESSIONAL HEALTH CARE SERVICES INC		1			1
STEWARD FLORIDA ALF, INC			1	100%	1
CVS NM7242POCT ALBUQUERQUE		1			1
A G RHODES HOME AT WESLEY WOODS		1			1
ARCADIA DIALYSIS CENTER			1	100%	1
COASTAL ER IX, PHYSICIANS PREMIER			1	100%	1
HARDIN HEALTH INC		1			1
PORTAGE MEDICAL CENTER			1	100%	1
INDIAN RIDGE		1			1
THE LITTLE CLINIC, LLC			1	100%	1
Kroger 670 - The Little Clinic Powell		1			1
CAREHERE HUDSON BAY			1	100%	1
ARIZA WELLNESS CARE LLC			1	100%	1
BASCOM PALMER EYE INSTITUTE			1	100%	1
ST. VINCENT HOSPITAL			1	100%	1
CANDLER HOSPITAL			1	100%	1
ST ANTHONY'S PINELLAS CARE CLINIC			1	100%	1
JUP Serology SubSection			1	100%	1
ATHENS LIMESTONE HOSPITAL		1			1

COVID-19: testing by laboratory

Data through Mar 1, 2021 verified as of Mar 2, 2021 at 09:25 AM

Data in this report are provisional and subject to change.

The numbers in the table below represent the number of Florida and non-Florida residents for whom test results were received by the Department of Health. A person can be tested by more than one laboratory and can have both positive and negative results. **Therefore, the sum of the numbers in each column will be larger than the total number of people tested.**

Reporting lab	Inconclusive	Negative	Positive	Percent positive	Total
TEVAPHARM			1	100%	1
COMMUNITY MEDICAL CENTER-ORANGE CITY		1			1
HALEYVILLE HEALTH CARE CENTER		1			1
SUNCOAST PRIMARY CARE LLC			1	100%	1
MERRILL GARDENS AT CHAMPIONSGATE			1	100%	1
TITUS REGIONAL MEDICAL CENTER			1	100%	1
KENT		1			1
Kroger 683 - The Little Clinic Foothills Plaza		1			1
HEALTHCARE AND REHAB OF SANFORD			1	100%	1
PEDRO MENENDEZ HEALTH CENTER AT ST JOHNS			1	100%	1
LIMA MEMORIAL HOSPITAL			1	100%	1
Bethel Lutheran Nursing & Rehabilitation Center		1			1
CONCENTRA - OCALA		1			1
FAYETTE MEDICAL CENTER LAB		1			1
REFERENCE LABORATORY			1	100%	1
HOLLAND COMMUNITY HOSPITAL		1			1
MONMOUTH MEDICAL CENTER		1			1
SANITAS RESEARCH LLC			1	100%	1
GOSHEN HOSPITAL			1	100%	1
Memorial Health Care Center			1	100%	1
Kroger 397 - The Little Clinic Frankfort East		1			1
PULMONARY, CRITICAL CARE AND SLEEP DISORDERS INSTITUTE OF SOUTH FLORIDA			1	100%	1
CRUSADER COMMUNITY HEALTH			1	100%	1
DAVITA DIALYSIS-NORTH			1	100%	1
URGENT CARE CENTER OF PORT ORANGE LLC			1	100%	1
BHS PHYSICIAN NETWORK			1	100%	1
ENCOMPASS HEALTH HOME HEALTH		1			1
LEGACY AT HIGHWOODS PRESERVE		1			1
CAREWELL URGENT CARE FITCHBURG			1	100%	1
SMITH KLINE			1	100%	1
QUALITY CLINICAL LAB LLC			1	100%	1
ANY LAB TEST NOW JACKSONVILLE		1			1
OCALA REGIONAL DIALYSIS- NORTH			1	100%	1
SPECIALTY DRUG TESTING			1	100%	1
SPRINGBROOK HOSPITAL			1	100%	1
UHEALTH CARDIOLOGY			1	100%	1
SAINT PETE MRI			1	100%	1
NEW MILFORD HOSPITAL			1	100%	1
MAIN STREET PHARMACY OF MARCELLUS, INC		1			1
Spring Gate Rehab and Healthcare Center		1			1
Monument Health Strugis Care Center		1			1
FLORIDA ADVANCED MEDICAL AND DERM AESTHETICS LLC			1	100%	1
DERMDX, DIV OF AURORA DIAGNOSTICS/BERNHARDT LAB		1			1
PCG MOLECULAR			1	100%	1
CAN COMMUNITY HEALTH LLC		1			1
DEPT OF VA MEDICAL CENTER - MIAMI			1	100%	1
HIGHLAND PARK LAKEWOOD PRESTON HOLLOW			1	100%	1

COVID-19: testing by laboratory

Data through Mar 1, 2021 verified as of Mar 2, 2021 at 09:25 AM

Data in this report are provisional and subject to change.

The numbers in the table below represent the number of Florida and non-Florida residents for whom test results were received by the Department of Health. A person can be tested by more than one laboratory and can have both positive and negative results. **Therefore, the sum of the numbers in each column will be larger than the total number of people tested.**

Reporting lab	Inconclusive	Negative	Positive	Percent positive	Total
ABSOLUTE QUICK CARE			1	100%	1
OCEAN MEDICAL CENTER		1			1
HARMONY HEALTHCARE ORLANDO INC		1			1
Medicalodges Neosho			1	100%	1
CHRISTIANA HOSPITAL		1			1
SOUTH TEXAS HEALTH SYSTEM ER - WARE ROAD			1	100%	1
LAREDO EMERGENCY ROOM			1	100%	1
CHAMBREL AT PINECASTLE			1	100%	1
PALOMAR MEDICAL CENTER			1	100%	1
GENOTOX LABORATORIES		1			1
PALM BEACH DIABETES AND ENDOCRINE SPECIALISTS, PA			1	100%	1
PEDRO L ORTEGA MD PA			1	100%	1
WEST VIRGINIA UNIVERSITY HOSPITALS			1	100%	1
CVS MA957POCT WEST SPRINGFIELD		1			1
RCP OF MEMORIAL WEST			1	100%	1
THE LITTLE CLINIC LLC			1	100%	1
HEALTHFORCE PARTNERS INC			1	100%	1
Kroger 390 - The Little Clinic North College Hill		1			1
Le Roy Village Green		1			1
BELLMORE PEDIATRICS		1			1
LYSTER MAIN LAB, FT RUCKER		1			1
TMH REHABILITATION CENTER		1			1
TEXAS HEALTH ARLINGTON MEMORIAL		1			1
ULTIMATE KIDNEY CARE			1	100%	1
TEXAS HEALTH ARLINGTON MEMORIAL HOSPITAL			1	100%	1
OMAHA VA MEDICAL CENTER			1	100%	1
BETHESDA DIALYSIS			1	100%	1
OMC PRIMARY CARE - HOSPITAL CAMPUS			1	100%	1
Heartland Health Care Center Jacksonville			1	100%	1
EVEXIA DIAGNOSTICS			1	100%	1
RANDOLPH COUNTY HEALTH & REHABILITATIO		1			1
PERRY COUNTY NURSING HOME		1			1
PUBLIX PHARMACY #1114			1	100%	1
LAS PALMAS MEDICAL CENTER			1	100%	1
RED BUG LAKE ROAD OVIEDO COVID			1	100%	1
CAROLINAS HEALTHCARE SYSTEM LAB			1	100%	1
CVS AZ7263POCT PHOENIX		1			1
PROMUS DIAGNOSTICS, LLC			1	100%	1
ER NEAR ME HULEN		1			1
TREASURE COAST INFECTIOUS DISEASE CONSULTANTS			1	100%	1
NEW ERA COMMUNITY HEALTH CENTER LLC		1			1
ST VINCENT'S AMBULATORY CARE INC			1	100%	1
SYNERGENE LABORATORY			1	100%	1
Arch Plaza Nursing and Rehabilitation Center			1	100%	1
CVS HEALTH, #5962		1			1
SURGERY CENTER, THE			1	100%	1
METROPOLITAN			1	100%	1

COVID-19: testing by laboratory

Data through Mar 1, 2021 verified as of Mar 2, 2021 at 09:25 AM

Data in this report are provisional and subject to change.

The numbers in the table below represent the number of Florida and non-Florida residents for whom test results were received by the Department of Health. A person can be tested by more than one laboratory and can have both positive and negative results. **Therefore, the sum of the numbers in each column will be larger than the total number of people tested.**

Reporting lab	Inconclusive	Negative	Positive	Percent positive	Total
JAX FAMILY CARE		1			1
ANDERSON FAMILY MEDICINE			1	100%	1
ORCHID TERRACE		1			1
VISTA LAKE ASSISTED LIVING			1	100%	1
LITTLE FALLS HOSPITAL LABORATORY		1			1
HUNEYCUTT FAMILY PRACTICE			1	100%	1
FLORIDA HOME HEALTH			1	100%	1
JACKSON MADISON CO. GEN. HOSPITAL			1	100%	1
BEAUMONT HOSPITAL			1	100%	1
SUN CLINICAL LABORATORIES			1	100%	1
ORDRS, INC.			1	100%	1
Maple Lane Nursing Home		1			1
BATESVILLE - SHERWOOD URGENT CARE			1	100%	1
SONORAN DESERT PATHOLOGY			1	100%	1
Woodstock Nursing and Rehabilitation Center		1			1
Eagle Point Health Care Center		1			1
Kroger 379 - The Little Clinic Stony Brook		1			1
Central Park Healthcare & Rehabilitation Center		1			1
SUMMIT LABORATORY			1	100%	1
Village Green Health & Rehabilitation		1			1
Kroger 524 - The Little Clinic Iron Bridge Road		1			1
Seal Rock Healthcare		1			1
ARISTACARE AT MANCHESTER		1			1
MINUTECLINIC DIAGNOSTIC OF NH, LLC (CL		1			1
TOXUSALABS DBA CONNECTDX LABS		1			1
SOUTHWEST FLORIDA DIVISION LAB			1	100%	1
SACRED HEART HEALTH SYSTEM- MIDWIFE PROGRAM			1	100%	1
Kroger 086 - The Little Clinic Broomfield-Sheridan		1			1
SAINT JOSEPH'S HOSPITAL AND MEDICAL CENTER		1			1
FASTMED URGENT CARE			1	100%	1
BROOKDALE FORT WALTON BEACH			1	100%	1
IMMY LABS			1	100%	1
MAYO MEDICAL LABORATORIES			1	100%	1
ALPHA 1 ANTITRYPSIN RESEARCH PROGRAM			1	100%	1
CENTRAL TX MEDICAL CENTER - LAB			1	100%	1
PHYSICIANS PREMIER			1	100%	1
TANGLEWOOD MANOR		1			1
CFCH - FROSTPROOF			1	100%	1
STEPHENS COUNTY HOSPITAL			1	100%	1
Brynwood Health & Rehabilitation Center			1	100%	1
MIDWAY SPECIALTY CARE CENTER INC		1			1
DIXIE REGIONAL MEDICAL CENTER			1	100%	1
FLORIDA CLINICAL RESEARCH CENTER, LLC			1	100%	1
LIFELINK TRANSPLANT INSTITUTE LAB			1	100%	1
BRIGHAM YOUNG UNIV STUDENT HEALTH CTR			1	100%	1
SOMA MEDICAL CENTER PA #3 PALOMINO			1	100%	1
CVS OH6167POCT ASHLAND		1			1

COVID-19: testing by laboratory

Data through Mar 1, 2021 verified as of Mar 2, 2021 at 09:25 AM

Data in this report are provisional and subject to change.

The numbers in the table below represent the number of Florida and non-Florida residents for whom test results were received by the Department of Health. A person can be tested by more than one laboratory and can have both positive and negative results. **Therefore, the sum of the numbers in each column will be larger than the total number of people tested.**

Reporting lab	Inconclusive	Negative	Positive	Percent positive	Total
FAMILY MEDICINE AT KISSIMMEE		1			1
CELEBRATION HOSPITAL			1	100%	1
SONNI'S PEDIATRICS			1	100%	1
CONCENTRA - TAMPA EAST		1			1
ASPIRUS WAUSAU HOSPITAL			1	100%	1
CHESAPEAKE REGIONAL MEDICAL CENTER			1	100%	1
APPLECARE BRUNSWICK			1	100%	1
KIDSVILLE PEDIATRICS IV PA		1			1
CROZER-CHESTER MEDICAL CENTER			1	100%	1
HCL LABORATORIES			1	100%	1
MOBILE MEDICAL CLINIC			1	100%	1
CVS AZ5477POCT SURPRISE		1			1
HEALTH FIRST MEDICAL GROUP LLC			1	100%	1
CVS NC2749POCT CONCORD		1			1
METROWEST MEDICAL CENTER - FRAMINGHAM			1	100%	1
CVS TX7675POCT RED OAK			1	100%	1
Florence Home		1			1
EVERGREEN NURSING HOME		1			1
CVS GA2279POCT SUWANEE		1			1
FLORIDA HOSPITAL ORMOND BEACH			1	100%	1
HIDALGO FAMILY CLINIC			1	100%	1
Kroger 410 - The Little Clinic Trinity		1			1
MY INSTADOC - HOWELL URGENT CARE		1			1
WEST BOCA MEDICAL CENTER			1	100%	1
MEDCARE-GARNERS FERRY			1	100%	1
Walgreens #3049		1			1
CLINICAL PATHOLOGY LABORATORIES SOUTHEAST INC			1	100%	1
CVS KS8601POCT OVERLAND PARK			1	100%	1
FELD ENTERTAINMENT			1	100%	1
Redwood Springs Healthcare			1	100%	1
Waters of Covington		1			1
ARLINGTON ADULT RESIDENTIAL FACILITY, INC			1	100%	1
MEMORIAL HERMANN SOUTHWEST HOSPITAL			1	100%	1
MEDOR/ACC SYNCHRONY			1	100%	1
Wetumpka Health and Rehab, LLC		1			1
BIOMAT ORLANDO		1			1
CVS NV5286POCT HENDERSON		1			1
DR PHILLIPS CENTER FOR WELLNESS		1			1
ACCESS MEDICAL GROUP OF TAMPA INC			1	100%	1
MOUNT ST MARYS HOSPITAL OF NIAGARA FALLS			1	100%	1
AFFILIATED LABORATORIES INC			1	100%	1
Wildwood Healthcare		1			1
SUNCOAST FAMILY MEDICAL ASSOCIATES			1	100%	1
CAPSTONE REHABILITATION AND HEALTHCARE		1			1
CHI ST VINCENT LITTLE ROCK DIAGNOSTIC CLINIC			1	100%	1
COVENANT HEALTH		1			1
COMMUNITY HOSPITALS INDIANAPOLIS			1	100%	1

COVID-19: testing by laboratory

Data through Mar 1, 2021 verified as of Mar 2, 2021 at 09:25 AM

Data in this report are provisional and subject to change.

The numbers in the table below represent the number of Florida and non-Florida residents for whom test results were received by the Department of Health. A person can be tested by more than one laboratory and can have both positive and negative results. **Therefore, the sum of the numbers in each column will be larger than the total number of people tested.**

Reporting lab	Inconclusive	Negative	Positive	Percent positive	Total
VALUE DRUGS GREENLAWN INC		1			1
ACCESS TOTAL CARE - PORTLAND			1	100%	1
FRANKLIN CBOC			1	100%	1
Mercy Manor Transition Center			1	100%	1
NORTH SHORE MEDICAL CENTER - SALEM HOSPITAL			1	100%	1
GOOD SAMARITAN SOCIETY - DE SMET		1			1
PORTSMOUTH REG. HOSPITAL			1	100%	1
Schenectady Center for Rehabilitation & Nursing		1			1
REGENTS PARK OF JACKSONVILLE			1	100%	1
BRUCE S WEST MD			1	100%	1
ANMED HEALTH MEDICAL CENTER			1	100%	1
PUTNAM CO HOSPITAL-D/B/A ASBURY TOWERS		1			1
PALM SPRINGS GENERAL HOSPITAL			1	100%	1
LIFE CARE CENTER OF GWINNETT		1			1
SHANNON CLARK OD, PA			1	100%	1
Kroger 444 - The Little Clinic Dent		1			1
El Paso Health Care Center			1	100%	1
VISTA DEL SOL MED ASSOC		1			1
OPTIMAL MEDICINE INC		1			1
VA OPTOMETRY CLINIC			1	100%	1
Sage Bluff Health & Rehabilitation Center		1			1
Bivins Pointe			1	100%	1
CACERES SPECIALIZED GYNECOLOGY		1			1
RURAL/METRO MIDSOUTH,		1			1
CVS IL2297652CV CHICAGO		1			1
CARESPOT - LEE VISTA			1	100%	1
MEADOWS PARK HEALTH AND REHABILITATION		1			1
PM PEDIATRICS OF BAYSIDE PLLC - BELLER		1			1
INTERNAL MEDICINE ASSOCIATES		1			1
POETS WALK SARASOTA			1	100%	1
BAYSHORE DIALYSIS			1	100%	1
Elm Crest Senior Living Community		1			1
OXY-GENLAB			1	100%	1
FREEMPORT ER DOX URGENT CARE		1			1
WELLNOW URGENT CARE-OSWEGO			1	100%	1
AUSTIN URGENT CARE			1	100%	1
SSC NASHVILLE OPERATING CO LLC D/B/A		1			1
CHILDREN'S MEMORIAL HOSPITAL			1	100%	1
Imperial Healthcare Centre			1	100%	1
HEALTH EXPRESS		1			1
GEORGE WASHINGTON UNIVERSITY HOSPITAL			1	100%	1
HEALTHCARE ASSOCIATES OF IRVING, LLP			1	100%	1
VIVEX/UMTB BIOMEDICAL			1	100%	1
Kroger 682 - The Little Clinic New Holland Market			1	100%	1
QUEST INC			1	100%	1
OPTUM MEDICAL CLINIC IN ROCKRIMMON			1	100%	1
SHAH			1	100%	1

COVID-19: testing by laboratory

Data through Mar 1, 2021 verified as of Mar 2, 2021 at 09:25 AM

Data in this report are provisional and subject to change.

The numbers in the table below represent the number of Florida and non-Florida residents for whom test results were received by the Department of Health. A person can be tested by more than one laboratory and can have both positive and negative results. **Therefore, the sum of the numbers in each column will be larger than the total number of people tested.**

Reporting lab	Inconclusive	Negative	Positive	Percent positive	Total
PHYSICIANS PRIMARY CARE LEHIGH PEDS			1	100%	1
EXCEPTIONAL EMERGENCY CENTER			1	100%	1
MEDEXPRESS URGENT CARE - LAWRENCE		1			1
ULTIMATE ANALYSIS LABORATORY			1	100%	1
MEDEXPRESS URGENT CARE - CABOT			1	100%	1
WINTER PARK MEMORIAL HOSPITAL LABORATORY		1			1
THE HEART HOSPITAL BAYLOR PLANO			1	100%	1
EAST CORE LAB			1	100%	1
LEXINGTON HOSPITAL CORPORATION			1	100%	1
FLAGLER CARE CENTER			1	100%	1
CONWAY - SHERWOOD URGENT CARE			1	100%	1
SOMA MEDICAL CENTER P.A. #4			1	100%	1
MOUNT SINAI MEDICAL CENTER OF FLORIDA, INC			1	100%	1
VCU HEALTH SYSTEM AUTHORITY - MCV HOSPITALS			1	100%	1
MDS PHARMA SERVICES		1			1
EAST TENNESSEE STATE UNIVERSITY		1			1
MEDEXPRESS URGENT CARE - HADLEY		1			1
Oregon Veterans Home The Dalles		1			1
CAREWELL 203			1	100%	1
FLORIDA HEALTH CARE MEDICAL GROUP		1			1
ORLANDO PHYSICIAN NETWORK		1			1
UCH LAB			1	100%	1
USC VERDUGO HILLS HOSPITAL			1	100%	1
WILLOWBROOKE COURT AT MATTHEWS GLEN		1			1
CHOTA COMMUNITY HEALTH SERVICES		1			1
PRIORITY CARE LLC			1	100%	1
JOHNSON & JOHNSON VISION CARE-VISTAKON			1	100%	1
Ramsey Village		1			1
IRA FIALKO DO			1	100%	1
CLEVELAND CLINIC OHIO LABORATORIES			1	100%	1
ALLIED PHYSICIANS GROUP		1			1
Kroger 368 - The Little Clinic Frankfort West		1			1
PPD CLINICAL RESEARCH UNIT			1	100%	1
Victory Health and Rehabilitation			1	100%	1
FAMILY AND INTERNAL MEDICINE ASSOCIATES		1			1
GREATER TAMPA AT HOME			1	100%	1
COLOMBO'S PHARMACY		1			1
CALIFORNIA PUBLIC HEALTH LABORATORY			1	100%	1
TAMPA HEALTH CARE PROVIDERS PA		1			1
Hillside Rehab and Care Center			1	100%	1
CLERMONT PEDIATRICS, PA			1	100%	1
LabCorp of America			1	100%	1
MEDICAL ASSOCIATES OF BREVARD LLC		1			1
BAYLOR SCOTT & WHITE MEDICAL SURGICAL CLINIC			1	100%	1
HARRIS URGENT CARE CENTER			1	100%	1
FAIRVIEW SOUTHDALE			1	100%	1
SJMC PHYSICIAN SERVICES			1	100%	1

COVID-19: testing by laboratory

Data through Mar 1, 2021 verified as of Mar 2, 2021 at 09:25 AM

Data in this report are provisional and subject to change.

The numbers in the table below represent the number of Florida and non-Florida residents for whom test results were received by the Department of Health. A person can be tested by more than one laboratory and can have both positive and negative results. **Therefore, the sum of the numbers in each column will be larger than the total number of people tested.**

Reporting lab	Inconclusive	Negative	Positive	Percent positive	Total
WALGREENS # 11165		1			1
NEVADA DEPARTMENT OF HEALTH AND HUMAN SERVICES			1	100%	1
NATIONAL INSTITUTES OF HEALTH CLINICAL CENTER			1	100%	1
CVS MA2401POCT MARSHFIELD		1			1
HORIZON MEDICAL CENTER			1	100%	1
Shoreline Care Center			1	100%	1
Walgreens #5065		1			1
CARESPOT EXPRESS HEALTHCARE BOYNTON BEACH			1	100%	1
Strasburg Care Center		1			1
BOND COUNTY HEALTH DEPARTMENT			1	100%	1
DIMMIT REGIONAL HOSPITAL			1	100%	1
The Palms Nursing and Rehabilitation		1			1
HACKENSACK UNIVERSITY MEDICAL CENTER		1			1
UMMC MIDTOWN CAMPUS			1	100%	1
ADVENTHEALTH MEDICAL GROUP COMMUNITY MEDICINE			1	100%	1
DE TAR HOSPITAL			1	100%	1
Grand Junction VAMC		1			1
KINGWOOD EMERGENCY HOSPITAL			1	100%	1
FAMILY PRACTICE ASSOCIATES		1			1
CHP COVID-19 (TX)			1	100%	1
ALAFAYA WOODS FAMILY MEDICAL CENTER		1			1
MEA PRIMARY CARE PLUS BYRAM			1	100%	1
WELLSTAR COBB HOSPITAL			1	100%	1
Essex Center for Rehabilitation and Healthcare		1			1
CVS CA9823POCT SACRAMENTO		1			1
NORTH BREVARD CHILDRENS MEDICAL CENTER			1	100%	1
CURA LABORATORY SERVICES			1	100%	1
5 STAR HOME HEALTH SERVICES INC		1			1
HEALTH CARE SERVICES LC			1	100%	1
CLERMONT HEALTH DEPARTMENT			1	100%	1
MORNINGSIDE NURSING AND REHABILITATION		1			1
RM PHARMACY SERVICES INC		1			1
CONVENIENT MEDICAL AND HEALTH SERVICES			1	100%	1
St. Anne Home		1			1
FRONT PORCH PEDIATRICS PLLC			1	100%	1
ELATION HEALTH		1			1
PEDIATRIC ASSOCIATES - MIAMI LAKES		1			1
WATERS EDGE ELEMENTARY SCHOOL			1	100%	1
CVS IL2798POCT CHICAGO			1	100%	1
BRITTNEY WHELIHAN IRWIN ARNP LLC			1	100%	1
Virginia Gay Nursing and Rehab		1			1
Long Beach Care Center			1	100%	1
NORDX			1	100%	1
Regency Square			1	100%	1
WEST FLORIDA HOSPITAL LABORATORY			1	100%	1
APS-SUMMIT CARE PHARMACY, LLC DBA OMNICARE		1			1
WRIGHT PATTERSON AFB MEDICAL CENTER			1	100%	1

COVID-19: testing by laboratory

Data through Mar 1, 2021 verified as of Mar 2, 2021 at 09:25 AM

Data in this report are provisional and subject to change.

The numbers in the table below represent the number of Florida and non-Florida residents for whom test results were received by the Department of Health. A person can be tested by more than one laboratory and can have both positive and negative results. **Therefore, the sum of the numbers in each column will be larger than the total number of people tested.**

Reporting lab	Inconclusive	Negative	Positive	Percent positive	Total
WMC HEALTH GROUP OF KISSIMMEE LLC			1	100%	1
ALL CARE URGENT CARE			1	100%	1
TAMPA GENERAL MEDICAL GROUP LABORATORY HEALTHPARK			1	100%	1
LABORATORY SERVICES SGHS - CAMDEN		1			1
PCR DIAGNOSTICS			1	100%	1
Portsmouth Health and Rehab			1	100%	1
Walgreens #10988		1			1
MARQUETTE GENERAL HOSPITAL			1	100%	1
WARREN GENERAL HOSPITAL			1	100%	1
CVS AZ3749POCT GOODYEAR		1			1
HEART HOSPITAL OF LAFAYETTE: EMERGENCY ROOM			1	100%	1
CHIPLEY DIALYSIS			1	100%	1
Schoenbrunn Healthcare		1			1
TITUSVILLE TOWERS ASSISTED LIVING		1			1
MEDEXPRESS URGENT CARE - DANVILLE		1			1
SISTERS MISSION			1	100%	1
PUBLIX PHARMACY #0332		1			1
SAINT ALPHONSUS REGIONAL MEDICAL CENTER			1	100%	1
BNJ		1			1
MEDEXPRESS URGENT CARE - DERBY N ROCK		1			1
TEMPUS_LABS			1	100%	1
MAHONEY PEDIATRICS PA			1	100%	1
CVS NE8616POCT LINCOLN		1			1
VICTORIA PAIN AND REHABILITATION CENTER			1	100%	1
WALKIN MEDICAL URGENT CARE,NEW CITY			1	100%	1
FLORIDA DEPARTMENT OF HEALTH PALM BEACH COUNTY			1	100%	1
RYE BEACH PHARMACY INC		1			1
OHIO VALLEY MANOR NURSING &		1			1
OMNI HEALTHCARE URGENT CARE			1	100%	1
CVS TX7156POCT RICHARDSON		1			1
WALGREENS #06025		1			1
MEDERI CARETENDERS VS OF SE FL LLC DBA			1	100%	1
WELLCARE URGENT CARE			1	100%	1
CAH ACQUISITION COMPANY 11 LLC			1	100%	1
ST.ELIZABETH HEALTH CENTER	1				1
HIBISCUS COURT			1	100%	1
CVS IL8750POCT CHICAGO		1			1
BOLLES SCHOOL, THE			1	100%	1
APPLECARE URGENT CARE KINGSLAND			1	100%	1
GARNET HEALTH DOCTORS		1			1
Kroger 359 - The Little Clinic Bellevue		1			1
SC-GA2018 SIMPSONVILLE REHABILITATION		1			1
LRGHEALTHCARE		1			1
Manor Care Health Services- Wilmington			1	100%	1
PROGRESSIVE MEDICAL LAB LLC			1	100%	1
CARINGPLUS HOMECARE LLC			1	100%	1
Dulles Health and Rehab Center		1			1

COVID-19: testing by laboratory

Data through Mar 1, 2021 verified as of Mar 2, 2021 at 09:25 AM

Data in this report are provisional and subject to change.

The numbers in the table below represent the number of Florida and non-Florida residents for whom test results were received by the Department of Health. A person can be tested by more than one laboratory and can have both positive and negative results. **Therefore, the sum of the numbers in each column will be larger than the total number of people tested.**

Reporting lab	Inconclusive	Negative	Positive	Percent positive	Total
EXCEL URGENT CARE OF NJ			1	100%	1
HAWKEYE CARE CENTER DUBUQUE		1			1
ST LUKES SURGICAL AT THE VILLAGES INC			1	100%	1
CARE ADVANTAGE			1	100%	1
ORMOND MEDICAL ARTS FAMILY PRACTICE PL			1	100%	1
ORLANDO HEALTH PHYSICIAN GROUP INC			1	100%	1
BRANDON OUTREACH CLINIC			1	100%	1
HERNANDO COUNTY HEALTH DEPT			1	100%	1
OAKMONT OF UNION SC, LLC		1			1
Kroger - KR062000426			1	100%	1
HAILE MEDICAL GROUP PA		1			1
PALMETTO BAY MEDICAL CENTER			1	100%	1
BAM INC		1			1
AUGUSTA HEALTH CLINICAL LABORATORY			1	100%	1
LOGAN COUNTY HOSPITAL			1	100%	1
WEST COAST CLINICAL LABS INC			1	100%	1
Kroger 549 - The Little Clinic Clinton Highway		1			1
HHCS PHARMACY INC			1	100%	1
HOUSTON DEPARTMENT OF HEALTH AND HUMAN SERVICES			1	100%	1
SKYRIDGE CLINICAL ASSOCIATES		1			1
DILELLA			1	100%	1
FLORIDA MEDICAL CLINIC PA GI			1	100%	1
Avera Sr. James Care Center		1			1
UMASS MEMORIAL MEDICAL CENTER, INC		1			1
NAVARRO MEDICAL CENTERS LLC			1	100%	1
ODYSSEY HEALTH CARE OF MARION COUNTY LLC		1			1
WORKFORCE HEALTH DEPARTMENT			1	100%	1
THE MEDICAL CENTER			1	100%	1
Moab Regional Hospital			1	100%	1
Kroger 968 - The Little Clinic Colerain Township		1			1
ST VINCENTS OUTPATIENT IMAGING		1			1
Kroger 016 - The Little Clinic Centennial		1			1
FIVE STAR PREMIER RESIDENCES OF POMPANO BEACH			1	100%	1
DR JAMES D FORBES FAMILY CARE CENTER			1	100%	1
UNLIMITED MEDICAL SERVICES OF FL PL DBA		1			1
DOCTORS AFTER HOURS URGENT CARE CENTER			1	100%	1
WAKULLA URGENT CARE & DIAGNOSTIC			1	100%	1
HAVASU REGIONAL MEDICAL CENTER			1	100%	1
RESTORE MEDICAL PARTNERS PLLC			1	100%	1
MEDEXPRESS URGENT CARE - BECKLEY		1			1
UNITED HEALTHCARE			1	100%	1
BRUSHY CREEK FAMILY HOSPITAL			1	100%	1
SC-GA2018 THE RIDGE REHABILITATION & H		1			1
TIMPANOGOS REGIONAL HOSPITAL			1	100%	1
CIMA MEDICAL CENTER			1	100%	1
EDWARD HOSPITAL			1	100%	1
VANAJA SUREDDI MD PA			1	100%	1

COVID-19: testing by laboratory

Data through Mar 1, 2021 verified as of Mar 2, 2021 at 09:25 AM

Data in this report are provisional and subject to change.

The numbers in the table below represent the number of Florida and non-Florida residents for whom test results were received by the Department of Health. A person can be tested by more than one laboratory and can have both positive and negative results. **Therefore, the sum of the numbers in each column will be larger than the total number of people tested.**

Reporting lab	Inconclusive	Negative	Positive	Percent positive	Total
MEDEXPRESS URGENT CARE - PATRICK STREE			1	100%	1
RAYMOND F CARON MD			1	100%	1
Lemont Nursing and Rehab Center			1	100%	1
Livingston County Center for Nursing and Rehabilitation		1			1
SUNCOAST RESEARCH GROUP LLC			1	100%	1
SIPERSTEIN DERMATOLOGY LLC			1	100%	1
VA ST LOUIS HEALTH CARE SYSTEM			1	100%	1
ROSE HAVEN NURSING CENTER		1			1
WESLEY MEDICAL CENTER			1	100%	1
WINCHESTER URGENT CARE, PC		1			1
PALMETTO PRIMARY CARE PHYSICIANS			1	100%	1
CARENOW-MONTGOMERY			1	100%	1
CVS OK6225POCT EDMOND		1			1
TRINITY URGENT CARE		1			1
CVS OH6164POCT DELAWARE		1			1
INTERMOUNTAIN HEALTHCARE LABORATORY SERVICES			1	100%	1
CVS NE8626POCT LINCOLN		1			1
Brio of Johnston		1			1
MCLEOD MEMORIAL HOSPITAL CLARENDON			1	100%	1
NEMOURS CHILDRENS PRIMARY CARE CLERMONT			1	100%	1
RICHMOND MEDICAL CENTER FOR WOMEN		1			1
CVS / PHARMACY #10794			1	100%	1
OAK HAVEN REHAB AND NURSING CENTER			1	100%	1
MAYO CLINIC OUTPATIENT DIALYSIS CENTER			1	100%	1
DEVLAB, LLC			1	100%	1
PRIMARY & URGENT CARE CENTERS			1	100%	1
FIRST CARE OF GAINESVILLE			1	100%	1
INHEALTH LIFE SCIENCES			1	100%	1
FLORIDA DEPARTMENT OF HEALTH IN CITRUS COUNTY		1			1
APOLLOMDX LLC			1	100%	1
Kroger 929 - The Little Clinic Corryville		1			1
PRIMEX CLINICAL LABORATORIES INC			1	100%	1
LAKE MARY OPTUM FLORIDA			1	100%	1
Kroger 518 - The Little Clinic Hermitage		1			1
MOUNT SINAI COMPREHENSIVE CANCER CENTER			1	100%	1
LOWER KEYS COMMUNITY HEALTH CENTER			1	100%	1
BRIDGEWAY CENTER INC			1	100%	1
SOUTHWESTERN STATE HOSPITAL LABORATORY			1	100%	1
MEDICAL LIFE-INC GUIDEWELL EMERGENCY MEDICINE			1	100%	1
CTMD MEDICAL CENTER, PA			1	100%	1
SOUTHERN HILLS MEDICAL CENTER			1	100%	1
FLORIDA KEYS PED AND ADOLES CTR			1	100%	1
AESTHETIC PHYSICIANS PC			1	100%	1
GENESIS HEALTH SYSTEM			1	100%	1
Courtenay Springs Village			1	100%	1
TITUSVILLE CENTER FOR SURGICAL EXCELLENCE LLC		1			1
LANGLEY DIALYSIS			1	100%	1

COVID-19: testing by laboratory

Data through Mar 1, 2021 verified as of Mar 2, 2021 at 09:25 AM

Data in this report are provisional and subject to change.

The numbers in the table below represent the number of Florida and non-Florida residents for whom test results were received by the Department of Health. A person can be tested by more than one laboratory and can have both positive and negative results. **Therefore, the sum of the numbers in each column will be larger than the total number of people tested.**

Reporting lab	Inconclusive	Negative	Positive	Percent positive	Total
PINEBROOK CARE AND REHABILITATION CENTER			1	100%	1
Remarkable Healthcare Dallas			1	100%	1
Southwest Louisiana Veterans Home			1	100%	1
ANY LAB TEST FAST CORP			1	100%	1
Allen Health and Rehabilitation		1			1
THE MEDICAL CENTER AT BOWLING GREEN			1	100%	1
MEDICAL CITY DENTON			1	100%	1
CVS IN6608POCT NEW PALESTINE			1	100%	1
CARENOW LAKE WORTH			1	100%	1
STATE OF CALIFORNIA DOH SERVICES			1	100%	1
UUHC - REDSTONE HEALTH CENTER LABORATORY			1	100%	1
Monument Health Custer Care Center		1			1
HAMILTON CI MAIN UNIT ANNEX/ WORK CAMP COMMUNITY			1	100%	1
WALGREENS #15369		1			1
Cottage of the Shoals		1			1
STERLING HOUSE OF PORT ORANGE		1			1
Walgreens #3661		1			1
BETHESDA HOSPITAL EAST BLOOD GAS LAB			1	100%	1
Kroger 698 - The Little Clinic 14th Street/Bell		1			1
NORWALK HOSPITAL			1	100%	1
WINDMOOR HEALTHCARE			1	100%	1
Kroger 667 - The Little Clinic Litchfield Park		1			1
SOUTHWEST REGIONAL PCR LABORATORY			1	100%	1
LAKE LURE HEALTH CENTER			1	100%	1
MEDEXPRESS URGENT CARE - TOPEKA, SW WANAMAKER RD		1			1
LEELANAU OPCO, LLC		1			1
BLOOD SYSTEMS LABORATORIES			1	100%	1
GOOD SAMARITAN SOCIETY-FOREST CITY		1			1
THE CHRIST HOSPITAL			1	100%	1
ADVENTHEALTH MEDICAL GROUP FAMILY AND INTERNAL			1	100%	1
Pinnacle Assisted Living			1	100%	1
Good Samaritan Society - Albion		1			1
Carrollton Manor Inc		1			1
FRESENIUS SOUTH FORT MYERS		1			1
MINUTECLINIC DIAG OF IND, LLC #4368		1			1
QC LABORATORY			1	100%	1
ADVANCED LABORATORY SERVICES			1	100%	1
Grays Harbor Health and Rehabilitation		1			1
CVS OH4300POCT STRONGSVILLE		1			1
CVS AZ33POCT TEMPE		1			1
MEDEXPRESS URGENT CARE - WESTFIELD, E MAIN ST			1	100%	1
MORSELIFE HOME CARE INC			1	100%	1
BLANCHARD VALLEY HOSPITAL LABORATORY			1	100%	1
CENTRAL JERSEY URGENT CARE OF GREEN BR		1			1
GARDEN VIEW CARE CENTER		1			1
Rehab Select of Talladega		1			1

COVID-19: testing by laboratory

Data through Mar 1, 2021 verified as of Mar 2, 2021 at 09:25 AM

Data in this report are provisional and subject to change.

The numbers in the table below represent the number of Florida and non-Florida residents for whom test results were received by the Department of Health. A person can be tested by more than one laboratory and can have both positive and negative results. **Therefore, the sum of the numbers in each column will be larger than the total number of people tested.**

Reporting lab	Inconclusive	Negative	Positive	Percent positive	Total
BOCA CIEGA CENTER			1	100%	1
RAJ K PAI MD PA			1	100%	1
WINNIFRED ASSISTED LIVING FACILITY INC		1			1
BAPTIST MEDICAL PLAZA AT WESTCHESTER			1	100%	1
MEDONE URGENT CARE			1	100%	1
MED-LAKE LABORATORY			1	100%	1
Court House Center		1			1
TENNOVA ER - SANGO			1	100%	1
SPECTRUM LABORATORY			1	100%	1
Chateau Living Center			1	100%	1
WEST BOYNTON DIALYSIS			1	100%	1
CVS MI8091POCT FRASER		1			1
THE TOLEDO HOSPITAL			1	100%	1
MADISON FACILITY INC			1	100%	1
SOUTH COUNTY MEDICAL CENTER			1	100%	1
SOUTHEASTERN PATHOLOGY ASSOCIATES			1	100%	1
Kroger 569 - The Little Clinic Gallatin		1			1
Chateau Girardeau			1	100%	1
TARRANT MEDICAL ASSOCIATES			1	100%	1
WEXFORD HEALTH SOURCES INC		1			1
NORTH FL SOUTH GA HCS-LAKE CITY			1	100%	1
DEL PRADO MEDICAL CENTER, INC		1			1
SUNCOAST BEHAVIORAL HEALTH CENTER			1	100%	1
SANFORD HOME		1			1
BRISTOL CHILDRENS CLINIC			1	100%	1
ST. MARY MEDICAL CENTER		1			1
Ohman Family Living at Holly Assisted Living		1			1
SUREPOINT URGENT CARE PADRE ISLAND			1	100%	1
LEHIGH PULMONARY ASSOCIATES			1	100%	1
FAMILY MEDICAL CENTER		1			1
Kroger 465 - The Little Clinic Oakley		1			1
MD NOW URGENT CARE			1	100%	1
DOMINICAN COLLEGE STUDENT HEALTH CENTE		1			1
Kroger - KRO03500568			1	100%	1
ORMOND PEDIATRICS PA			1	100%	1
CENTRAL ALABAMA HEALTH CARE SYSTEM			1	100%	1
SPINE & PAIN CONSULTANT PLLC		1			1
MED-LAKE LABORATORY, LLC			1	100%	1
YOUTH HEALTH CENTER OF HUNTINGTON		1			1
SOUTHEAST MISSOURI HOSPITAL		1			1
Kingston Care Center of Fort Wayne		1			1
VILLAGES HEALTH SYSTEM, LLC, THE			1	100%	1
Summit Medical Group Morristown Oncology		1			1
CVS M08595POCT RAYMORE		1			1
SOUTHERN SPRINGS HEALTH CARE		1			1
BAPTIST MINOR MEDICAL CENTER			1	100%	1
Urgent Care 24/7 Orlando LLC			1	100%	1

COVID-19: testing by laboratory

Data through Mar 1, 2021 verified as of Mar 2, 2021 at 09:25 AM

Data in this report are provisional and subject to change.

The numbers in the table below represent the number of Florida and non-Florida residents for whom test results were received by the Department of Health. A person can be tested by more than one laboratory and can have both positive and negative results. **Therefore, the sum of the numbers in each column will be larger than the total number of people tested.**

Reporting lab	Inconclusive	Negative	Positive	Percent positive	Total
Big River Nursing and Rehab		1			1
BSA PHYSICIANS GROUP, INC D/B/A BSA FAMILY MEDICAL			1	100%	1
Arbors at Marietta		1			1
Heritage Health of Peru			1	100%	1
EMERSON HOSPITAL LABORATORY			1	100%	1
HALE KUPUNA HERITAGE HOME		1			1
WYOMING COUNTY DEPARTMENT OF HEALTH		1			1
OCEANVIEW NURSING AND REHABILITATION CENTER			1	100%	1
CVS OH3306POCT AKRON		1			1
The Evangelical Lutheran Good Samaritan Society Prescott Village		1			1
Kroger 970 - The Little Clinic Westfield			1	100%	1
UHEALTH CORAL SPRINGS			1	100%	1
WESTON COUNTY HEALTH SERVICES			1	100%	1
EXPRESS WALK IN MEDICAL CENTER			1	100%	1
YOUR HEALTH PEDIATRICS			1	100%	1
UPSON REGIONAL MEDICAL CENTER			1	100%	1
ANDERSON REGIONAL MEDICAL CENTER			1	100%	1
JACKSBORO URGENT CARE			1	100%	1
NFRC CLINICAL LAB			1	100%	1
TERRELL URGENT CARE			1	100%	1
VALLEY HOSPITAL MEDICAL CENTER		1			1
MID FLORIDA COMMUNITY SERVICES			1	100%	1
DIVERSICARE OF BIG SPRINGS		1			1
UW MEDICINE CHU LAB			1	100%	1
ASSISTED LIVING AT TREZEVANT		1			1
THE EMORY CLINIC			1	100%	1
Riviera Health Resort		1			1
A.G. Rhodes		1			1
Kroger 705 - The Little Clinic Richmond		1			1
The Center at Centennial			1	100%	1
AURORA CONSOLIDATED LABORATORY			1	100%	1
SHANNON MEDICAL CENTER			1	100%	1
CENTRAL FL INTERNAL MEDICINE ASSOCIATES LLC		1			1
Walgreens #12153		1			1
TAYLOR COUNTY HEALTH DEPARTMENT			1	100%	1
KENDALL PEDIATRICS PARTNERS LLC			1	100%	1
COURTLAND TERRACE		1			1
WEST PENSACOLA DIALYSIS CENTER			1	100%	1
Ash Flat Healthcare and Rehabilitation Center			1	100%	1
BAYFRONT HEAL WOUND CARE AND HYPERBARIC CENTER			1	100%	1
EVENTIDE LUTHERAN HOME		1			1
THE CENTER FOR DISCOVERY		1			1
JUPITER MEDICAL CENTER INC			1	100%	1
PEACHEALTH LABORATORIES		1			1
MT CARMEL NURSING HOME		1			1
Aspire Physical Recovery Center at Cahaba River		1			1
Northern Nevada State Veterans Home		1			1

COVID-19: testing by laboratory

Data through Mar 1, 2021 verified as of Mar 2, 2021 at 09:25 AM

Data in this report are provisional and subject to change.

The numbers in the table below represent the number of Florida and non-Florida residents for whom test results were received by the Department of Health. A person can be tested by more than one laboratory and can have both positive and negative results. **Therefore, the sum of the numbers in each column will be larger than the total number of people tested.**

Reporting lab	Inconclusive	Negative	Positive	Percent positive	Total
MERCY - NORTH IOWA			1	100%	1
BEVERLY ADVANCED PRACTICE NURSING		1			1
Mary Anna Nursing Home		1			1
BAPTIST HEALTH PRIMARY CARE AT DORAL			1	100%	1
PATIENT FIRST-GENERAL BOOTH			1	100%	1
bishop rehabilitation and nursing center		1			1
Shelbyville Manor		1			1
KAISER PERMANENTE REGIONAL REFERENCE LABORATORY		1			1
Kroger 519 - The Little Clinic Staples Mill Road		1			1
ST MARY'S OF SAGINAW		1			1
BERKSHIRE MEDICAL CENTER			1	100%	1
ATRIA TAMARAC			1	100%	1
PALM BEACH DIGESTIVE ASSOCIATES			1	100%	1
Erie VAMC		1			1
LP ELIZABETHTON		1			1
WATERBURY HOSPITAL REFERENCE LAB			1	100%	1
URGENT CARE OF KANSAS CITY			1	100%	1
BAYLOR SCOTT AND WHITE MEDICAL CENTER -CENTENTENNIAL			1	100%	1
MIDWEST COVENANT HOME, INC		1			1
PREMIER FAMILY AND SPORTS MEDICINE LLC			1	100%	1
BREVARD FAMILY WALK IN CLINIC			1	100%	1
ARIZONA STATE LABORATORY			1	100%	1
PLEASANT RIDGE MANOR WEST		1			1
INHEALTH LIFE SCIENCES LLC			1	100%	1
KIDSVILLE PEDIATRICS III PA			1	100%	1
OCCUPATIONAL HEALTH CENTER		1			1
C V S / PHARMACY #4396		1			1
ADDINGTON PLACE EAST LAKE		1			1
KINGWOOD EMERGENCY CENTER			1	100%	1
SYCAMORE MEDICAL CENTER-KETTERING HEALTH NETWORK			1	100%	1
ORANGE PEDIATRICS PA			1	100%	1
ASCARATE DIALYSIS			1	100%	1
Kroger 97 - The Little Clinic Hutchinson		1			1
MEDICAL ARTS LABORATORY			1	100%	1
SAINT FRANCIS HOSPITAL			1	100%	1
PLANT CITY FAMILY CARE		1			1
URGENTMED PLANTATION			1	100%	1
BETHESDA HOSPITAL			1	100%	1
MISSISSIPPI VALLEY REGIONAL BLOOD CENTER			1	100%	1
LIBERTY URGENT CARE			1	100%	1
OHSU LABORATORY SERVICES		1			1
Community Care Center of Heritage House, LLC			1	100%	1
PREMIUM HOME HEALTH CARE INC			1	100%	1
CONTINENTAL HOME HEALTH CARE INC			1	100%	1
Hillside Manor Rehabilitation and Extended Care Center		1			1
ALLEGANY COUNTY DEPARTMENT OF HEALTH		1			1
LabCorp L#09258295 M#09258285			1	100%	1

COVID-19: testing by laboratory

Data through Mar 1, 2021 verified as of Mar 2, 2021 at 09:25 AM

Data in this report are provisional and subject to change.

The numbers in the table below represent the number of Florida and non-Florida residents for whom test results were received by the Department of Health. A person can be tested by more than one laboratory and can have both positive and negative results. **Therefore, the sum of the numbers in each column will be larger than the total number of people tested.**

Reporting lab	Inconclusive	Negative	Positive	Percent positive	Total
HARDIN MEMORIAL HOSPITAL - HEARTLAND PATHOLOGY CONSULTANTS			1	100%	1
TFH HOME HEALTH INC			1	100%	1
FLORIDA HEART AND VASCULAR MULTISPECIALTY GROUP PA			1	100%	1
BEST CARE COMMUNITY AND FAMILY HEALTH CENTER INC			1	100%	1
MID-FLORIDA CANCER CENTERS		1			1
DIGNITY HEALTH GOHEALTH		1			1
SHP WESTCHESTER LLC		1			1
VIRGINIA UROLOGY		1			1
MEMORIAL HOSPITAL OF TAMPA			1	100%	1
MEDEXPRESS URGENT CARE - CONWAY		1			1
SANCHEZ CAZAU MEDICAL GROUP			1	100%	1
Alden North Shore			1	100%	1
JACK M MATHENY II MD			1	100%	1
MEDEXPRESS URGENT CARE - RUSSELLVILLE, W MAIN ST		1			1
INTEGRATED GENETICS SEQUENOM		1			1
CHATEAU MADELEINE - SENIOR LIVING & MEMORY CARE			1	100%	1
LOUIS A JOHNSON VAMC		1			1
HARDEE COUNTY FIRE RESCUE		1			1
Walgreens #5914		1			1
Accordius Health at Harrisonburg		1			1
PINELLAS POINT NURSING AND REHAB CENTER			1	100%	1
GENESIS HOME HEALTH CARE SERVICES OF			1	100%	1
EXPRESS LAB LIVINGSTON			1	100%	1
MARTIN ARMY COMMUNITY HOSPITAL			1	100%	1
PANCARE HEALTH - CARR ELEM & MIDDLE SCHOOL			1	100%	1
Kroger 717 - The Little Clinic Dolphin Drive			1	100%	1
ANDREWS INSTITUTE AMBULATORY SURGERY CENTER		1			1
VELOCITY URGENT CARE - REDMILL			1	100%	1
HOSPICE OF MARION COUNTY INC			1	100%	1
ACCURATE HEALTH SERVICES CORP			1	100%	1
NONA MEDICAL ARTS		1			1
MICROBIOLOGY DEPARTMENT			1	100%	1
Kroger 672 - The Little Clinic Bill Kennedy & Glenwood		1			1
Harbert Hills Academy Nursing Home		1			1
MERCYONE DES MOINES MEDICAL CENTER			1	100%	1
NEW YORK PHYSICIANS LLP		1			1
ARBOR DIAGNOSTICS, INC		1			1
NORTHWEST TEXAS HEALTHCARE SYSTEM,INC			1	100%	1
PULMONARY MEDICINE		1			1
MISSION REGIONAL MEDICAL CENTER			1	100%	1
BAYLOR SCOTT & WHITE ALL SAINTS MEDICAL CENTER FT			1	100%	1
BIODORON LABORATORIES			1	100%	1
NHC HealthCare Anniston		1			1
SPARTA HEALTH & REHAB		1			1
OXLEY PARK HEALTH & REHAB		1			1
ATLANTIS VISION CENTER			1	100%	1
MEDEXPRESS URGENT CARE - HACKETTSTOWN		1			1

COVID-19: testing by laboratory

Data through Mar 1, 2021 verified as of Mar 2, 2021 at 09:25 AM

Data in this report are provisional and subject to change.

The numbers in the table below represent the number of Florida and non-Florida residents for whom test results were received by the Department of Health. A person can be tested by more than one laboratory and can have both positive and negative results. **Therefore, the sum of the numbers in each column will be larger than the total number of people tested.**

Reporting lab	Inconclusive	Negative	Positive	Percent positive	Total
Kroger 367 - The Little Clinic Walton		1			1
HARTFORD HEALTH CARE & REHABILITATION			1	100%	1
MEDICAL ASSOCIATES OF PINELLAS - LAB			1	100%	1
PASTEUR MEDICAL HIALEAH GARDEN LLC			1	100%	1
THE CLINIC ON SIXTH			1	100%	1
PM PEDIATRICS PC			1	100%	1
SALEM VAMC		1			1
CSI LABORATORIES FLORIDA			1	100%	1
MEDEXPRESS URGENT CARE CHICOPEE			1	100%	1
LOURDES URGENT CARE			1	100%	1
INDIAN RIVER CLINICAL LABORATORY, INC.		1			1
BALLAD HEALTH MEDICAL ASSOCIATES URGENT CARE			1	100%	1
UF HEALTH - WILDLIGHT			1	100%	1
Birmingham Nursing & Rehab Center		1			1
LOPEZ		1			1
FIRST PHYSICIANS GROUP - LORRAINE CORNERS		1			1
West Bay of Tampa Center			1	100%	1
CENTRAL FLORIDA INTERNAL OCCUPATIONAL AND		1			1
RIVERSIDE REGIONAL MED CENTER			1	100%	1
MARYLAND DEPARTMENT OF HEALTH AND MENTAL HYGIENE			1	100%	1
CHI ST. LUKE'S HEALTH BCM MEDICAL CENTER			1	100%	1
AVALON MEDICAL GROUP			1	100%	1
ENT & ALLERGY ASSOCIATES, LLP - SLEEPY HOLLOW (ABBOTT)		1			1
PALM COAST DIALYSIS		1			1
ARTESIAN HOME		1			1
VAULT MEDICAL SERVICES			1	100%	1
MERCY HOME		1			1
GATEWAY FAMILY HEALTH CLINIC			1	100%	1
Kroger 894 - The Little Clinic NEC		1			1
ELKTON TRANSITIONAL CARE CENTER		1			1
WEST FLORIDA MEDICAL CENTER CLINIC			1	100%	1
SACRED HEART MEDICAL CENTER			1	100%	1
BAPTIST EMERGENCY HOSPITAL - KELLY			1	100%	1
CVS CA9803POCT RIVERSIDE		1			1
UNIVERSITY OF NORTH CAROLINA HOSPITALS			1	100%	1
METRO HEALTH HOSPITAL LABORATORY		1			1
COVE AT THE MARBELLA,THE			1	100%	1
WALGREENS #10308		1			1
PALM BEACH COUNTY HEALTH DEPT.			1	100%	1
SOUTHERN WINDS			1	100%	1
CVS OH3980POCT KENT		1			1
Kroger 49 - The Little Clinic Wichita - 21st St.			1	100%	1
MIL LAKE HEALTHCARE CENTER INC PEDIATRICS			1	100%	1
LABTEST LLC LABTEST DIAGNOSTICS			1	100%	1
COMMONWEALTH OF VIRGINIA DIVISION OF CONSOLIDATED LABORATORY SERVICES			1	100%	1
CVS AZ7841POCT TUCSON		1			1
SELF REGIONAL HEALTHCARE			1	100%	1

COVID-19: testing by laboratory

Data through Mar 1, 2021 verified as of Mar 2, 2021 at 09:25 AM

Data in this report are provisional and subject to change.

The numbers in the table below represent the number of Florida and non-Florida residents for whom test results were received by the Department of Health. A person can be tested by more than one laboratory and can have both positive and negative results. **Therefore, the sum of the numbers in each column will be larger than the total number of people tested.**

Reporting lab	Inconclusive	Negative	Positive	Percent positive	Total
BLESSINGS MEDICAL CLINIC, THE			1	100%	1
DW MCMILLAN MEMORIAL HOSPITAL LABORATORY			1	100%	1
CVS MA41POCT TAUNTON		1			1
BAPTIST HOSPITAL PRIMARY CARE GULF BREEZE			1	100%	1
DUKE UNIVERSITY POINT OF CARE TESTING PROGRAM			1	100%	1
LABTOX LABORATORIES			1	100%	1
ORMOND BEACH DIALYSIS			1	100%	1
E-LAB OF FLORIDA			1	100%	1
KEATING SPORTS CENTER		1			1
ENCOMPASS HEALTH REHABILITATION HOSPITAL OF MIAMI			1	100%	1
COUNTRYSIDE PEDIATRIC CARE PA			1	100%	1
CORPUS CHRISTI MEDICAL CENTER			1	100%	1
NORTH PALM BEACH DIALYSIS CENTER			1	100%	1
DEACONESS URGENT CARE CENTER			1	100%	1
ASCENSION ST VINCENT'S - WESTSIDE			1	100%	1
WEST FLORIDA MEDICAL ASSOCIATES PA			1	100%	1
ROCKLEDGE HEALTH & REHABILITATION CENTER			1	100%	1
NORTHEAST BAPTIST HOSPITAL			1	100%	1
MEDSTAR URGENT CARE, LLC			1	100%	1
WESTEX URGENT CARE, PLLC			1	100%	1
St Mary's d'Youville Pavilion		1			1
Walgreens #10851		1			1
MEDEXPRESS URGENT CARE - WAYNESBURG		1			1
CONCIERGE INTERNAL MEDICINE ASSOCIATES			1	100%	1
CORNERSTONE OF RECOVERY INC		1			1
MEDEXPRESS URGENT CARE, EDWARDSVILLE		1			1
SPRING VALLEY HOSPITAL MEDICAL CENTER			1	100%	1
AMD			1	100%	1
Kroger 350 - The Little Clinic New Cut Road		1			1
NEMOURS CHILDREN'S PRIMARY CARE, ST CLOUD			1	100%	1
RIVERVIEW HOSPITAL D/B/A UNIVERSITY		1			1
EXCEL URGENT CARE OF PARAMUS LLC		1			1
Crestwood Nursing Center		1			1
MIAMI VASCULAR SURGERY			1	100%	1
Miller Health Care Center			1	100%	1
OPTUM OF HIALEAH		1			1
ST FRANCIS COLLEGE WELLNESS CENTER		1			1
INLET CONCIERGE MEDICINE			1	100%	1
FINLAY MEDICAL RESEARCH CORP			1	100%	1
LAKE VISTA DIALYSIS			1	100%	1
AML DIAGNOSTICS- ADV TESTING IN METABOLIC MEDICINE			1	100%	1
Fulton County Medical Center Long Term Care			1	100%	1
SC-GA2018 MCCORMICK REHAB & HEALTHCARE		1			1
MADISON AT OVIEDO			1	100%	1
CVS CA9103POCT ESCONDIDO		1			1
Sanford Health & Rehabilitation			1	100%	1
WVU MEDICINE - WESTON			1	100%	1

COVID-19: testing by laboratory

Data through Mar 1, 2021 verified as of Mar 2, 2021 at 09:25 AM

Data in this report are provisional and subject to change.

The numbers in the table below represent the number of Florida and non-Florida residents for whom test results were received by the Department of Health. A person can be tested by more than one laboratory and can have both positive and negative results. **Therefore, the sum of the numbers in each column will be larger than the total number of people tested.**

Reporting lab	Inconclusive	Negative	Positive	Percent positive	Total
Kroger 395 - The Little Clinic Blanchester		1			1
UHS BINGHAMTON GENERAL			1	100%	1
VIP FAMILY PRACTICE			1	100%	1
KAISER SUNNYSIDE MEDICAL CTR LAB		1			1
BAPTIST HEALTH SURGERY CENTER AT NORTHPOINT			1	100%	1
LABORATORIO MEDICO CENTRAL CONDOMINO MD			1	100%	1
AUTUMN HOUSE			1	100%	1
FHPG INTERNAL MEDICINE OF BRANDON			1	100%	1
NORTHSIDE FAMILY MEDICINE AND URGENT CARE (CUMMING)		1			1
HEALTH PLUS SUNRISE MEDICAL OFFICE			1	100%	1
MED CHOICE CENTER OF NORTH MIAMI			1	100%	1
CHRISTUS GOOD SHEPHERD MEDICAL CENTER			1	100%	1
Integrity Healthcare of Carbondale			1	100%	1
MANCHESTER COMMONS		1			1
BAPTIST ASI			1	100%	1
ST. LUKE'S HOSPITAL			1	100%	1
SAINT JOSEPHS HOSPITAL OF ATLANTA			1	100%	1
GREATER MIAMI DIALYSIS			1	100%	1
MAJESTIC OAKS			1	100%	1
OUCH URGENT CARE			1	100%	1
LAKELAND MEDICAL CENTER			1	100%	1
UT MD ANDERSON CANCER CENTER-TUMOR MARKER LAB			1	100%	1
EASTMAN HEALTHCARE & REHAB		1			1
Peninsula Nursing and Rehabilitation Center		1			1
MEMORIAL HOSPITAL MIRAMAR WAIVED TESTING			1	100%	1
CENTRAL FLORIDA HOSPITALIST			1	100%	1
ADVENTHEALTH MEDICAL GROUP UROLOGY AT EAST ORLANDO		1			1
Alden Lincoln Park			1	100%	1
UNIVERSITY OF MIAMI PRIMARY CARE SITE UMHC 3039			1	100%	1
MANHATTAN COLLEGE HEALTH SERVICES		1			1
MERCY GENERAL HOSPITAL			1	100%	1
Life Care Center of Auburn		1			1
CRYSTAL RIVER FIRE DEPARTMENT			1	100%	1
San Antonio Residence and Rehabilitation Center		1			1
ALIMETRIX INC		1			1
GUIDEWELL EMERGENCY MEDICINE DOCTORS LLC #33			1	100%	1
Parkview Care Center			1	100%	1
LIFESPAN HEALTH - SELMER		1			1
FAU MEMORY & WELLNESS CENTER			1	100%	1
ADVANCED INDIVIDUALIZED MEDICINE OF NAPLES			1	100%	1
CVS IN6555POCT BROWNSBURG		1			1
15 TO KNOW			1	100%	1
Country View of Sunbury			1	100%	1
UT HEALTH RGV CLINICAL LABORATORY			1	100%	1
LAKE REGIONAL HEALTH			1	100%	1
YOUR HEALTH PEDIATRICS INC			1	100%	1
COSTCO PHARMACY #1023			1	100%	1

COVID-19: testing by laboratory

Data through Mar 1, 2021 verified as of Mar 2, 2021 at 09:25 AM

Data in this report are provisional and subject to change.

The numbers in the table below represent the number of Florida and non-Florida residents for whom test results were received by the Department of Health. A person can be tested by more than one laboratory and can have both positive and negative results. **Therefore, the sum of the numbers in each column will be larger than the total number of people tested.**

Reporting lab	Inconclusive	Negative	Positive	Percent positive	Total
ISLANDS ASSISTED LIVING FACILITY,THE			1	100%	1
Garden Villa Bedford		1			1
ONPOINT URGENT CARE			1	100%	1
CLEVELAND CLINIC OUTPATIENT LABORATORY			1	100%	1
The Carrington		1			1
PALMETTO LANDING			1	100%	1
MEMORIAL HERMANN MEDICAL GROUP-ATASCOCITA PEDS			1	100%	1
GENESIS MICROBIOLOGY LAB		1			1
NORTHERN KENTUCKY HEALTH DEPARTMENT			1	100%	1
WINTER GARDEN CHILDREN'S HEALTH CENTERS			1	100%	1
UF HEALTH THE VILLAGES			1	100%	1
LAB PLUS, LLC AT ASCENSION SAINT THOMA		1			1
MOSOLF PEDIATRICS PA			1	100%	1
KROGER 785 - THE LITTLE CLINIC DIXIE HWY		1			1
CROSSROADS URGENT CARE PLLC		1			1
AFTER HOURS CLINIC			1	100%	1
SWIFTCARE URGENT CARE, PLLC			1	100%	1
ENCOMPASS HEALTH REHABILITATION			1	100%	1
JACKSONVILLE PEDIATRICS			1	100%	1
COLER REHABILITATION AND NURSING CARE		1			1
DORAL KIDNEY CENTER			1	100%	1
NEMOURS CHILDREN'S PRIMARY CARE			1	100%	1
UT HEALTH RIO GRANDE VALLEY PRIMARY CARE AT			1	100%	1
FAMILY MEDICAL CENTRE			1	100%	1
AL MANI HEALTH INSTUTUTE		1			1
MEMORIALCARE LONG BEACH MEDICAL CENTER			1	100%	1
ELKHART GENERAL HOSPITAL			1	100%	1
BETHESDA ON TURKEY CREEK			1	100%	1
CVS MA594POCT FALMOUTH		1			1
ST. JOHN HOSPITAL & MEDICAL CENTER			1	100%	1
SPHERE DX			1	100%	1
SACRED HEART HOSPITAL NURSING			1	100%	1
QLABS			1	100%	1
MANOR CARE OF DELRAY BEACH FL LLC		1			1
MISSION HOSPITAL - MEMORIAL CAMPUS			1	100%	1
SIGNATURE CARE MEMORIAL CITY			1	100%	1
CONCORDIA MANOR			1	100%	1
KIOSK MEDICINE OF KENTUCKY LLC		1			1
HILTON HEAD HOSPITAL/INPATIENT			1	100%	1
MISSOURI DEPT. OF HEALTH			1	100%	1
Piqua Manor		1			1
URGENT CARE OF COASTAL GEORGIA			1	100%	1
Diversicare of Smyrna		1			1
PEDIATRIC PARTNERS			1	100%	1
GIBSON AREA PRIMARY CARE			1	100%	1
HENRY FORD HOSPITAL			1	100%	1
MEDCARE QUALITY MEDICAL CENTER LLC			1	100%	1

COVID-19: testing by laboratory

Data through Mar 1, 2021 verified as of Mar 2, 2021 at 09:25 AM

Data in this report are provisional and subject to change.

The numbers in the table below represent the number of Florida and non-Florida residents for whom test results were received by the Department of Health. A person can be tested by more than one laboratory and can have both positive and negative results. **Therefore, the sum of the numbers in each column will be larger than the total number of people tested.**

Reporting lab	Inconclusive	Negative	Positive	Percent positive	Total
UNIVERSITY OF SOUTH FLORIDA			1	100%	1
WOOD COUNTY HEALTH DEPARTMENT			1	100%	1
BAYMEADOWS PEDIATRIC CARE		1			1
MT SINA1 HOSPICE			1	100%	1
HENRY FORD WEST BLOOMFIELD HOSPITAL			1	100%	1
ABINGTON MEMORIAL HOSPITAL			1	100%	1
DOCTORS CARE - GREER		1			1
DAYTONA BEACH DIALYSIS			1	100%	1
AURORA HEALTH CARE METRO INC			1	100%	1
NATION'S BEST CARE HOME HEALTH			1	100%	1
TRIDENT ANTI AGING LLC			1	100%	1
Walgreens #11724		1			1
PALM COTTAGE OPERATOR LLC			1	100%	1
NEW SMYRNA BEACH AMBULATORY CARE CTR			1	100%	1
Lynwood		1			1
Crowne Place Assisted Living		1			1
Valley Center (WV)			1	100%	1
VA COMMUNITY BASED CLINIC - LAKE CITY			1	100%	1
MCH PHYSICIANS GROUP			1	100%	1
PRIMARY CARE & PEDIATRICS - SHEPHERSTOWN		1			1
GRAND VIEW HOSPITAL			1	100%	1
PRIMARY AND URGENT CARE			1	100%	1
INFECTION CONTROL DEPT			1	100%	1
HEALTHCARE FOR THE HOMELESS			1	100%	1
Oakland Nursing and Rehabilitation Center		1			1
CLEMENT MANOR HEALTH CENTER		1			1
CSL PLASMA LAB			1	100%	1
WALGREENS #01398			1	100%	1
Kroger - KRO70600172		1			1
UNIVERSITY OF IOWA HOSPITALS & CLINICS			1	100%	1
SUSAN F. WILLIAMS M.D., P.A.			1	100%	1
MOBILE INFIRMARY MEDICAL CENTER			1	100%	1
LEGACY SPECIALTY PHARMACY CORP			1	100%	1
MAYO CLINICAL LABORATORIES		1			1
Brown Memorial Home		1			1
ST GERARD'S COMMUNITY OF CARE		1			1
CARING PROFESSIONAL HEALTH CARE LLC		1			1
Grangeville Health and Rehab		1			1
SENCARE MANAGEMENT		1			1
CVS AZ10529POCT SCOTTSDALE		1			1
Mayfair Village Nursing Care Center		1			1
BIOMERIEUX			1	100%	1
WASHINGTONVILLE PHARMACY INC		1			1
AURORA MEDICAL CENTER-KENOSHA			1	100%	1
MED BAR LLC		1			1
CLARKSVILLE HEALTH SYSTEM			1	100%	1
IM&P WELLNES CENTER			1	100%	1

COVID-19: testing by laboratory

Data through Mar 1, 2021 verified as of Mar 2, 2021 at 09:25 AM

Data in this report are provisional and subject to change.

The numbers in the table below represent the number of Florida and non-Florida residents for whom test results were received by the Department of Health. A person can be tested by more than one laboratory and can have both positive and negative results. **Therefore, the sum of the numbers in each column will be larger than the total number of people tested.**

Reporting lab	Inconclusive	Negative	Positive	Percent positive	Total
Advanced Rehabilitation of Vernon		1			1
HALIFAX HEALTH PRIMARY CARE ORMOND			1	100%	1
FHPG SURGICAL ASSOCIATES OF EAST PASCO			1	100%	1
BROADWAY HEALTH FLORIDA MEDICAL CLINIC URGENT CARE			1	100%	1
AVERA ST. MARY'S HOSPITAL			1	100%	1
STANDIFER PLACE		1			1
Jacaranda Manor			1	100%	1
Douglas County Health Center		1			1
KNAPP MEDICAL GROUP			1	100%	1
Belvoir Woods Health Care Center at The Fairfax		1			1
CVS MO10053POCT SAINT PETERS		1			1
FAMILY MEDICINE AT CELEBRATION		1			1
Kroger 63 - The Little Clinic Glassford Hill Rd		1			1
OCALA RKC EAST HEMO #1			1	100%	1
GUTHRIE CORNING HOSPITAL LABORATORY		1			1
Dexter Health Care		1			1
PALMETTO CHARTER SCHOOL		1			1
EASTSIDE URGENT CARE			1	100%	1
PATHOLOGY		1			1
MEDAC AT PORTERS NECK			1	100%	1
MEDCOR CORPORATE CLINIC			1	100%	1
HUMC		1			1
MINUTECLINIC, LLC #07876			1	100%	1
FIU HEALTH CARE CENTER			1	100%	1
SKY RIDGE MEDICAL CENTER - MICRO			1	100%	1
MARYLAND DEPARTMENT OF HEALTH AND MENTAL HYGIENE-LABORATORIES			1	100%	1
MAYO CLINIC BEACHES PRIMARY CARE CTR		1			1
MARRA'S PHARMACY		1			1
TRUMAN MEDICAL CENTER - HOSPITAL HILL			1	100%	1
ADVENT HEALTH - OWASA			1	100%	1
LAB PLUS, LLC			1	100%	1
NORTH SHORE HEMATOLOGY-ONCOLOGY ASSOCI		1			1
SHARON REGIONAL MEDICAL CENTER			1	100%	1
THE CHILDREN'S HOSPITAL OF PHILADELPHIA		1			1
Tremont Health & Rehabilitation Center		1			1
ST JOHNS EPISCOPAL HOSPITAL SOUTH SHORE		1			1
ALPHA CLINICAL LABORATORY CORP.			1	100%	1
CARESPOT - OCOEE			1	100%	1
MEDPOST - NORTH DALLAS			1	100%	1
PHYSICIANS URGENT CARE			1	100%	1
SHAMRA MEDICAL LABORATORY			1	100%	1
NEW YORK UNIVERSITY MEDICAL CENTER			1	100%	1
CENTRAL CAROLINA HOSPITAL			1	100%	1
UNIVERSITY OF VERMONT MEDICAL CENTER			1	100%	1
RENOWN REGIONAL MEDICAL CENTER			1	100%	1
ALBANY MEDICAL CENTER			1	100%	1
MARTIN LUTHER KING RENAL INSTITUTE			1	100%	1

COVID-19: testing by laboratory

Data through Mar 1, 2021 verified as of Mar 2, 2021 at 09:25 AM

Data in this report are provisional and subject to change.

The numbers in the table below represent the number of Florida and non-Florida residents for whom test results were received by the Department of Health. A person can be tested by more than one laboratory and can have both positive and negative results. **Therefore, the sum of the numbers in each column will be larger than the total number of people tested.**

Reporting lab	Inconclusive	Negative	Positive	Percent positive	Total
WESTCOAST FAMILY PRACTICE		1			1
NEW HORIZON PRIMARY CARE LLC			1	100%	1
Salem Hills Rehabilitation and Nursing Center		1			1
MEDEXPRESS URGENT CARE - BENTON		1			1
2504-HOMEWOOD		1			1
CVS NE2741POCT LA VISTA		1			1
MCCALLIE SCHOOL-STUDENT HEALTH CENTER		1			1
NORTHSIDE FAMILY MEDICINE		1			1
Harris Hill Nursing Facility		1			1
PREMIER PEDIATRICS LLC			1	100%	1
Newton Wellesley Center for Alzheimer's Care		1			1
ASSOCIATES MD MEDICAL GROUP INC			1	100%	1
DEVLIN MANOR NURSING AND REHABILITATION		1			1
Sherwood Oaks Health Center			1	100%	1
CVS NC7057POCT SHELBY		1			1
JP MORGAN CHASE HEALTH SERVICES			1	100%	1
WEST VIRGINIA LABORATORIES			1	100%	1
CVS NE5863POCT OMAHA		1			1
ESOTERIC LAB			1	100%	1
CVS NH1004POCT SALEM			1	100%	1
MINUTECLINIC # 21110			1	100%	1
NEW YORK PRESBYTERIAN HOSPITAL			1	100%	1
THOMAS HOSPITAL			1	100%	1
COLLIER BLVD HMA PHYSICIANS MANAGEMENT LLC			1	100%	1
Kroger 419 - The Little Clinic Farmington/Exeter		1			1
CARBON HEALTH			1	100%	1
LOUISIANA STATE LAB			1	100%	1
ALLEGHENY GENERAL HOSPITAL			1	100%	1
NEW RIVER HEALTH DISTRICT			1	100%	1
DAUGHTERS OF SARAH NURSING CENTER		1			1
PM PEDIATRICS OF BAYSIDE, PLLC		1			1
BARRINGTON TERRACE NAPLES			1	100%	1
PREMIER HEALTH CARE INC			1	100%	1
CVS SC2250POCT COLUMBIA		1			1
Juniper Village at Bucks County		1			1
STATE OF ALASKA			1	100%	1
WEST FLORIDA MEDICAL ASSOCIATES			1	100%	1
Orange City Nursing and Rehab Center			1	100%	1
Towne Manor West		1			1
CLINICAL TRIALS OF TAMPA LLC		1			1
TMH PHYSICIAN PARTNERS QUINCY			1	100%	1
EXAC CARE CROSSVILLE		1			1
ELAN MANATEE			1	100%	1
POINTE MEDICAL SERVICES INC			1	100%	1
SILVERMAN			1	100%	1
BAPTIST HEALTH EXPRESS CARE			1	100%	1
URGENT CARE OF FORT LAUDERDALE INC			1	100%	1

COVID-19: testing by laboratory

Data through Mar 1, 2021 verified as of Mar 2, 2021 at 09:25 AM

Data in this report are provisional and subject to change.

The numbers in the table below represent the number of Florida and non-Florida residents for whom test results were received by the Department of Health. A person can be tested by more than one laboratory and can have both positive and negative results. **Therefore, the sum of the numbers in each column will be larger than the total number of people tested.**

Reporting lab	Inconclusive	Negative	Positive	Percent positive	Total
DIGNITY HEALING LLC			1	100%	1
ROAN MOUNTAIN MEDICAL CENTER			1	100%	1
Village Crest Center for Health & Rehabilitation		1			1
CVS KS8573POCT OVERLAND PARK		1			1
SOMA MEDICAL CENTER PA #2 OAKLAND			1	100%	1
ABBOTT LABORATORIES - OCCUPATIONAL HEALTH SERVICES			1	100%	1
MERITER LABORATORIES			1	100%	1
Kroger 753 - The Little Clinic Goss Avenue		1			1
BAPTIST HOSPITAL LABORATORY			1	100%	1
MEDICAL CENTER			1	100%	1
MISSION HOSPITAL			1	100%	1
Manor Care Health Care Services - Williamsport North		1			1
Louis Stokes Cleveland VA - Midtown Dialysis Center		1			1
HCA HOUSTON ER 24/7			1	100%	1
TREASURE COAST COMMUNITY HEALTH INC			1	100%	1
AUTUMN CARE OF STATESVILLE, LLC		1			1
CVS TX7431POCT ROWLETT		1			1
Total	91,149	16,607,639	2,468,530	13%	19,167,318