

Coronavirus: summary for Alachua County

Data for May 2, 2020 (verified at 10 AM)

Data in this report are provisional and subject to change.

Confirmed cases		Cases confirmed in Florida residents per day				
Total cases	275					
Florida residents	264					
Non-Florida residents	11					
Gender for Florida residents						
Men	105					
Women	159					
Unknown	0					
Age for Florida residents						
Range	2 - 94					
Median age	49					
Race, ethnicity		Cases	Hospitalizations	Deaths	Outcomes for Florida residents	
White	111	42%	20	43%	2	40%
Hispanic	9	3%	0	0%	0	0%
Non-Hispanic	96	36%	19	41%	2	40%
Unknown ethnicity	6	2%	1	2%	0	0%
Black	84	32%	20	43%	3	60%
Hispanic	1	0%	0	0%	0	0%
Non-Hispanic	82	31%	20	43%	3	60%
Unknown ethnicity	1	0%	0	0%	0	0%
Other	20	8%	0	0%	0	0%
Hispanic	7	3%	0	0%	0	0%
Non-Hispanic	11	4%	0	0%	0	0%
Unknown ethnicity	2	1%	0	0%	0	0%
Unknown race	49	19%	6	13%	0	0%
Hispanic	2	1%	0	0%	0	0%
Non-Hispanic	0	0%	0	0%	0	0%
Unknown ethnicity	47	18%	6	13%	0	0%
Total	264		46		5	

Outcomes for Florida residents

Category	Count	Percentage
Alachua		
Hospitalizations	46	(17% of all cases)
Deaths	5	(2% of all cases)
Statewide		
Hospitalizations	5,945	(17% of all cases)
Deaths	1,364	(4% of all cases)

Hospitalization counts include anyone who was hospitalized at some point during their illness. It does not reflect the number of people currently hospitalized.
Other race includes any person with a race of American Indian/Alaskan native, Asian, native Hawaiian/Pacific Islander, or other.

Laboratory testing for Florida residents and non-Florida residents over the past 2 weeks

Number and percent of positive labs

These counts include the number of people for whom the department received laboratory results by day. This percent is the number of people who test positive for the first time divided by all the people tested that day, excluding people who have previously tested positive.

Date	Number of positives	Percent positive	Number of negatives
4/18	4	2.1%	184
4/19	4	2.9%	135
4/20	10	4.9%	193
4/21	6	3.9%	148
4/22	3	2.0%	146
4/23	13	3.2%	390
4/24	4	1.8%	219
4/25	5	1.7%	298
4/26	2	1.5%	128
4/27	3	2.9%	100
4/28	5	3.0%	160
4/29	3	2.1%	137
4/30	9	4.3%	201
5/1	3	1.5%	196

Emergency department (ED) chief complaint and admission data for Alachua County

Daily percent of ED visits mentioning cough, fever, or shortness of breath

Weekly count of ED visits for influenza-like illness

Daily percent of ED visits resulting in cough-associated admissions

Weekly count of ED visits for COVID-like illness

The Electronic Surveillance System for the Early Notification of Community-Based Epidemics (ESSENCE-FL) includes chief complaint data from 213 of 214 Florida EDs. Data are transmitted electronically to ESSENCE-FL daily or hourly.

Coronavirus: summary for Baker County

Data for May 2, 2020 (verified at 10 AM)

Data in this report are provisional and subject to change.

Confirmed cases		Cases confirmed in Florida residents per day	
Total cases	22		
Florida residents	22		
Non-Florida residents	0		
Gender for Florida residents			
Men	7		
Women	15		
Unknown	0		
Age for Florida residents			
Range	24 - 97		
Median age	68		

Race, ethnicity	Cases	Hospitalizations	Deaths
White	17 (77%)	7 (88%)	3 (100%)
Hispanic	0 (0%)	0 (0%)	0 (0%)
Non-Hispanic	17 (77%)	7 (88%)	3 (100%)
Unknown ethnicity	0 (0%)	0 (0%)	0 (0%)
Black	4 (18%)	0 (0%)	0 (0%)
Hispanic	0 (0%)	0 (0%)	0 (0%)
Non-Hispanic	3 (14%)	0 (0%)	0 (0%)
Unknown ethnicity	1 (5%)	0 (0%)	0 (0%)
Other	1 (5%)	1 (13%)	0 (0%)
Hispanic	0 (0%)	0 (0%)	0 (0%)
Non-Hispanic	1 (5%)	1 (13%)	0 (0%)
Unknown ethnicity	0 (0%)	0 (0%)	0 (0%)
Unknown race	0 (0%)	0 (0%)	0 (0%)
Hispanic	0 (0%)	0 (0%)	0 (0%)
Non-Hispanic	0 (0%)	0 (0%)	0 (0%)
Unknown ethnicity	0 (0%)	0 (0%)	0 (0%)
Total	22	8	3

Outcomes for Florida residents	
Baker	
Hospitalizations	8 (36% of all cases)
Deaths	3 (14% of all cases)
Statewide	
Hospitalizations	5,945 (17% of all cases)
Deaths	1,364 (4% of all cases)

Hospitalization counts include anyone who was hospitalized at some point during their illness. It does not reflect the number of people currently hospitalized.
Other race includes any person with a race of American Indian/Alaskan native, Asian, native Hawaiian/Pacific Islander, or other.

Laboratory testing for Florida residents and non-Florida residents over the past 2 weeks

Number and percent of positive labs

These counts include the number of people for whom the department received laboratory results by day. This percent is the number of people who test positive for the first time divided by all the people tested that day, excluding people who have previously tested positive.

Date	Number of positives	Percent positive	Number of negatives
4/18	0	0.0%	14
4/19	0	0.0%	15
4/20	0	0.0%	14
4/21	0	0.0%	6
4/22	1	7.7%	12
4/23	1	8.3%	11
4/24	1	20.0%	4
4/25	0	0.0%	27
4/26	0	0.0%	4
4/27	0	0.0%	7
4/28	0	0.0%	5
4/29	0	0.0%	9
4/30	2	9.1%	20
5/1	0	0.0%	14

Emergency department (ED) chief complaint and admission data for Baker County

Daily percent of ED visits mentioning cough, fever, or shortness of breath

Daily percent of ED visits resulting in cough-associated admissions

Weekly count of ED visits for influenza-like illness

Weekly count of ED visits for COVID-like illness

The Electronic Surveillance System for the Early Notification of Community-Based Epidemics (ESSENCE-FL) includes chief complaint data from 213 of 214 Florida EDs. Data are transmitted electronically to ESSENCE-FL daily or hourly.

Coronavirus: summary for Bay County

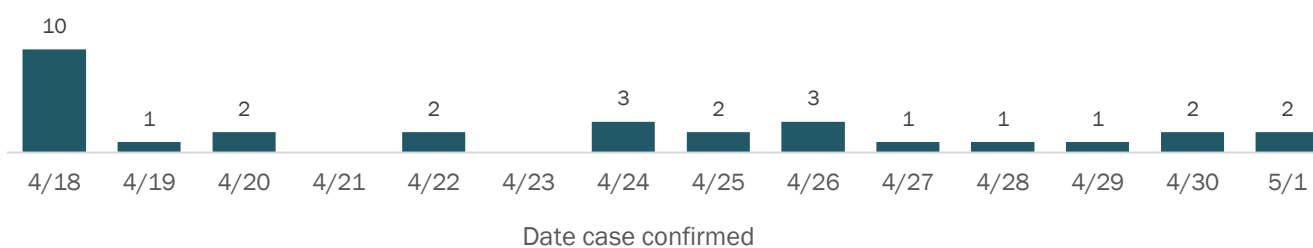
Data for May 2, 2020 (verified at 10 AM)

Data in this report are provisional and subject to change.

Confirmed cases

Total cases	75
Florida residents	74
Non-Florida residents	1
Gender for Florida residents	
Men	45
Women	29
Unknown	0
Age for Florida residents	
Range	2 - 93
Median age	49

Cases confirmed in Florida residents per day



Race, ethnicity	Cases	Hospitalizations	Deaths
White	57 (77%)	7 (78%)	3 (100%)
Hispanic	14 (19%)	1 (11%)	0 (0%)
Non-Hispanic	41 (55%)	6 (67%)	3 (100%)
Unknown ethnicity	2 (3%)	0 (0%)	0 (0%)
Black	9 (12%)	2 (22%)	0 (0%)
Hispanic	0 (0%)	0 (0%)	0 (0%)
Non-Hispanic	9 (12%)	2 (22%)	0 (0%)
Unknown ethnicity	0 (0%)	0 (0%)	0 (0%)
Other	4 (5%)	0 (0%)	0 (0%)
Hispanic	3 (4%)	0 (0%)	0 (0%)
Non-Hispanic	0 (0%)	0 (0%)	0 (0%)
Unknown ethnicity	1 (1%)	0 (0%)	0 (0%)
Unknown race	4 (5%)	0 (0%)	0 (0%)
Hispanic	0 (0%)	0 (0%)	0 (0%)
Non-Hispanic	0 (0%)	0 (0%)	0 (0%)
Unknown ethnicity	4 (5%)	0 (0%)	0 (0%)
Total	74	9	3

Outcomes for Florida residents

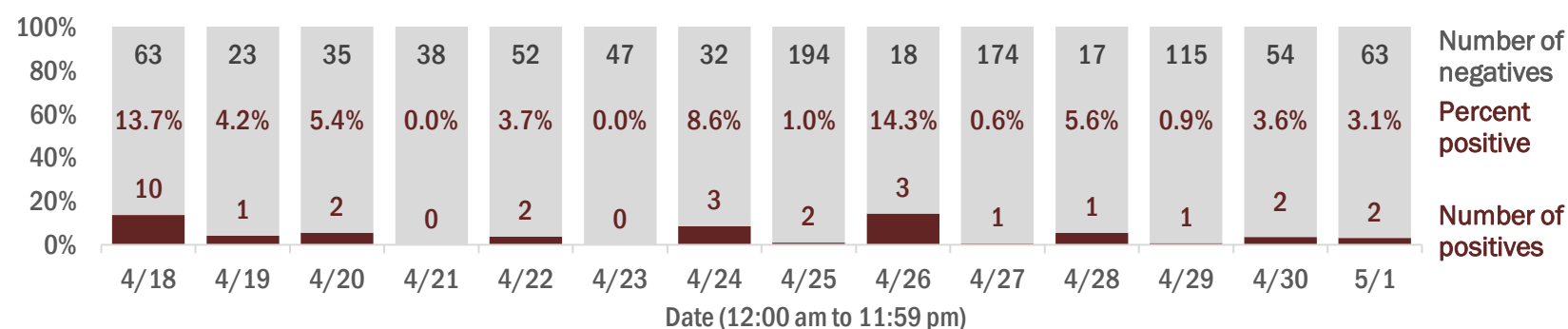
Bay		
Hospitalizations	9	(12% of all cases)
Deaths	3	(4% of all cases)
Statewide		
Hospitalizations	5,945	(17% of all cases)
Deaths	1,364	(4% of all cases)

Hospitalization counts include anyone who was hospitalized at some point during their illness. It does not reflect the number of people currently hospitalized.
Other race includes any person with a race of American Indian/Alaskan native, Asian, native Hawaiian/Pacific Islander, or other.

Laboratory testing for Florida residents and non-Florida residents over the past 2 weeks

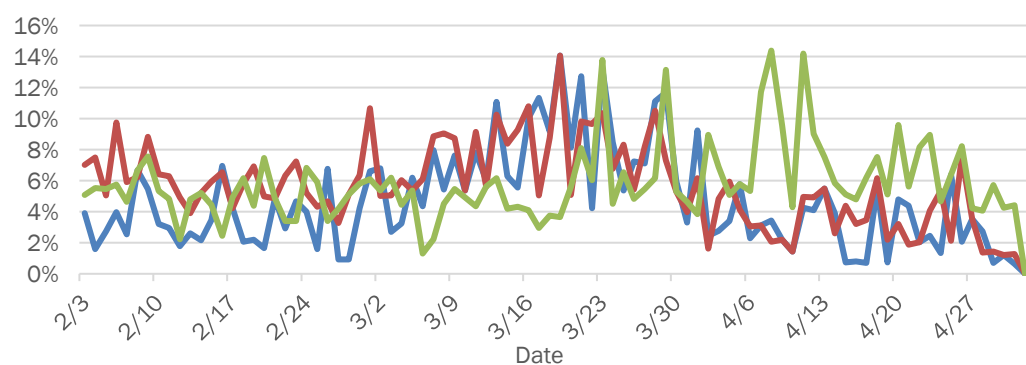
Number and percent of positive labs

These counts include the number of people for whom the department received laboratory results by day. This percent is the number of people who test positive for the first time divided by all the people tested that day, excluding people who have previously tested positive.

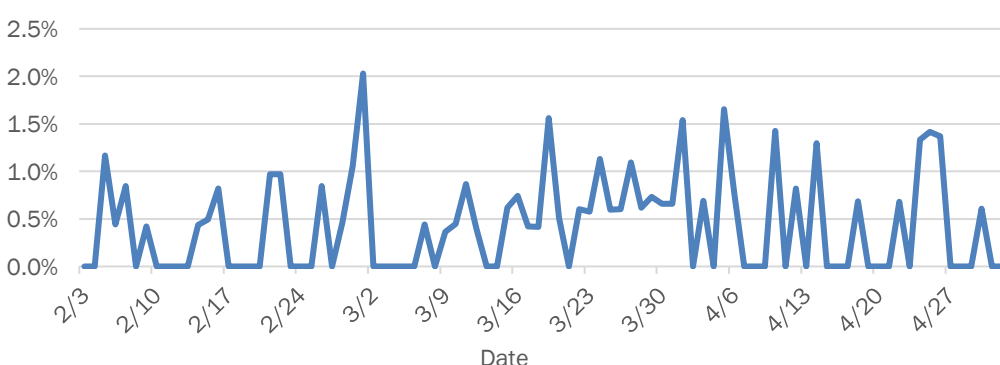


Emergency department (ED) chief complaint and admission data for Bay County

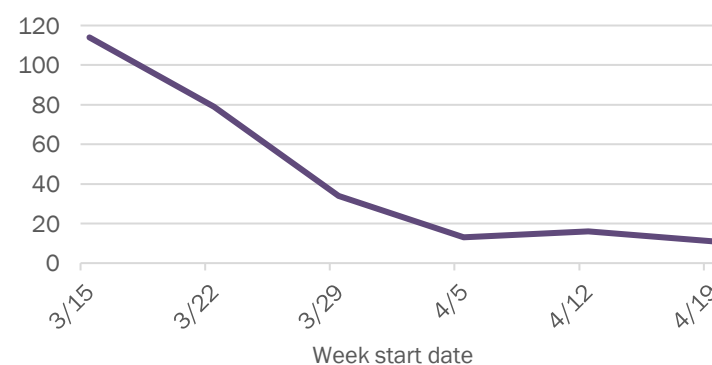
Daily percent of ED visits mentioning cough, fever, or shortness of breath



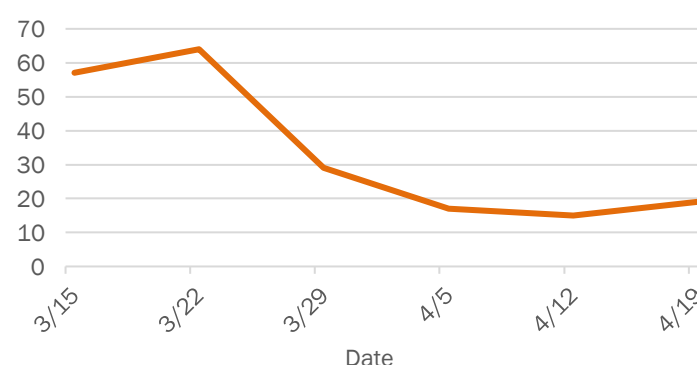
Daily percent of ED visits resulting in cough-associated admissions



Weekly count of ED visits for influenza-like illness



Weekly count of ED visits for COVID-like illness



The Electronic Surveillance System for the Early Notification of Community-Based Epidemics (ESSENCE-FL) includes chief complaint data from 213 of 214 Florida EDs. Data are transmitted electronically to ESSENCE-FL daily or hourly.

Coronavirus: summary for Bradford County

Data for May 2, 2020 (verified at 10 AM)

Data in this report are provisional and subject to change.

Confirmed cases		Cases confirmed in Florida residents per day	
Total cases	48		
Florida residents	48		
Non-Florida residents	0		
Gender for Florida residents			
Men	9		
Women	39		
Unknown	0		
Age for Florida residents			
Range	8 - 107		
Median age	73		
Race, ethnicity			
White	44 (92%)		
Hispanic	0 (0%)		
Non-Hispanic	44 (92%)		
Unknown ethnicity	0 (0%)		
Black	4 (8%)		
Hispanic	0 (0%)		
Non-Hispanic	4 (8%)		
Unknown ethnicity	0 (0%)		
Other	0 (0%)		
Hispanic	0 (0%)		
Non-Hispanic	0 (0%)		
Unknown ethnicity	0 (0%)		
Unknown race	0 (0%)		
Hispanic	0 (0%)		
Non-Hispanic	0 (0%)		
Unknown ethnicity	0 (0%)		
Total	48		

Race, ethnicity	Cases	Hospitalizations	Deaths
White	44 (92%)	9 (90%)	2 (100%)
Hispanic	0 (0%)	0 (0%)	0 (0%)
Non-Hispanic	44 (92%)	9 (90%)	2 (100%)
Unknown ethnicity	0 (0%)	0 (0%)	0 (0%)
Black	4 (8%)	1 (10%)	0 (0%)
Hispanic	0 (0%)	0 (0%)	0 (0%)
Non-Hispanic	4 (8%)	1 (10%)	0 (0%)
Unknown ethnicity	0 (0%)	0 (0%)	0 (0%)
Other	0 (0%)	0 (0%)	0 (0%)
Hispanic	0 (0%)	0 (0%)	0 (0%)
Non-Hispanic	0 (0%)	0 (0%)	0 (0%)
Unknown ethnicity	0 (0%)	0 (0%)	0 (0%)
Unknown race	0 (0%)	0 (0%)	0 (0%)
Hispanic	0 (0%)	0 (0%)	0 (0%)
Non-Hispanic	0 (0%)	0 (0%)	0 (0%)
Unknown ethnicity	0 (0%)	0 (0%)	0 (0%)
Total	48	10	2

Outcomes for Florida residents		
Bradford		
Hospitalizations	10	(21% of all cases)
Deaths	2	(4% of all cases)
Statewide		
Hospitalizations	5,945	(17% of all cases)
Deaths	1,364	(4% of all cases)

Hospitalization counts include anyone who was hospitalized at some point during their illness. It does not reflect the number of people currently hospitalized.
Other race includes any person with a race of American Indian/Alaskan native, Asian, native Hawaiian/Pacific Islander, or other.

Laboratory testing for Florida residents and non-Florida residents over the past 2 weeks

Number and percent of positive labs

These counts include the number of people for whom the department received laboratory results by day. This percent is the number of people who test positive for the first time divided by all the people tested that day, excluding people who have previously tested positive.

Date (12:00 am to 11:59 pm)	Number of negatives	Percent positive	Number of positives
4/18	160	1.2%	2
4/19	44	0.0%	0
4/20	13	0.0%	0
4/21	11	0.0%	0
4/22	10	0.0%	0
4/23	19	0.0%	0
4/24	9	0.0%	0
4/25	50	2.0%	1
4/26	22	4.3%	1
4/27	8	0.0%	0
4/28	21	8.7%	2
4/29	18	0.0%	0
4/30	21	4.5%	1
5/1	19	0.0%	0

Emergency department (ED) chief complaint and admission data for Bradford County

Daily percent of ED visits mentioning cough, fever, or shortness of breath

Weekly count of ED visits for influenza-like illness

Daily percent of ED visits resulting in cough-associated admissions

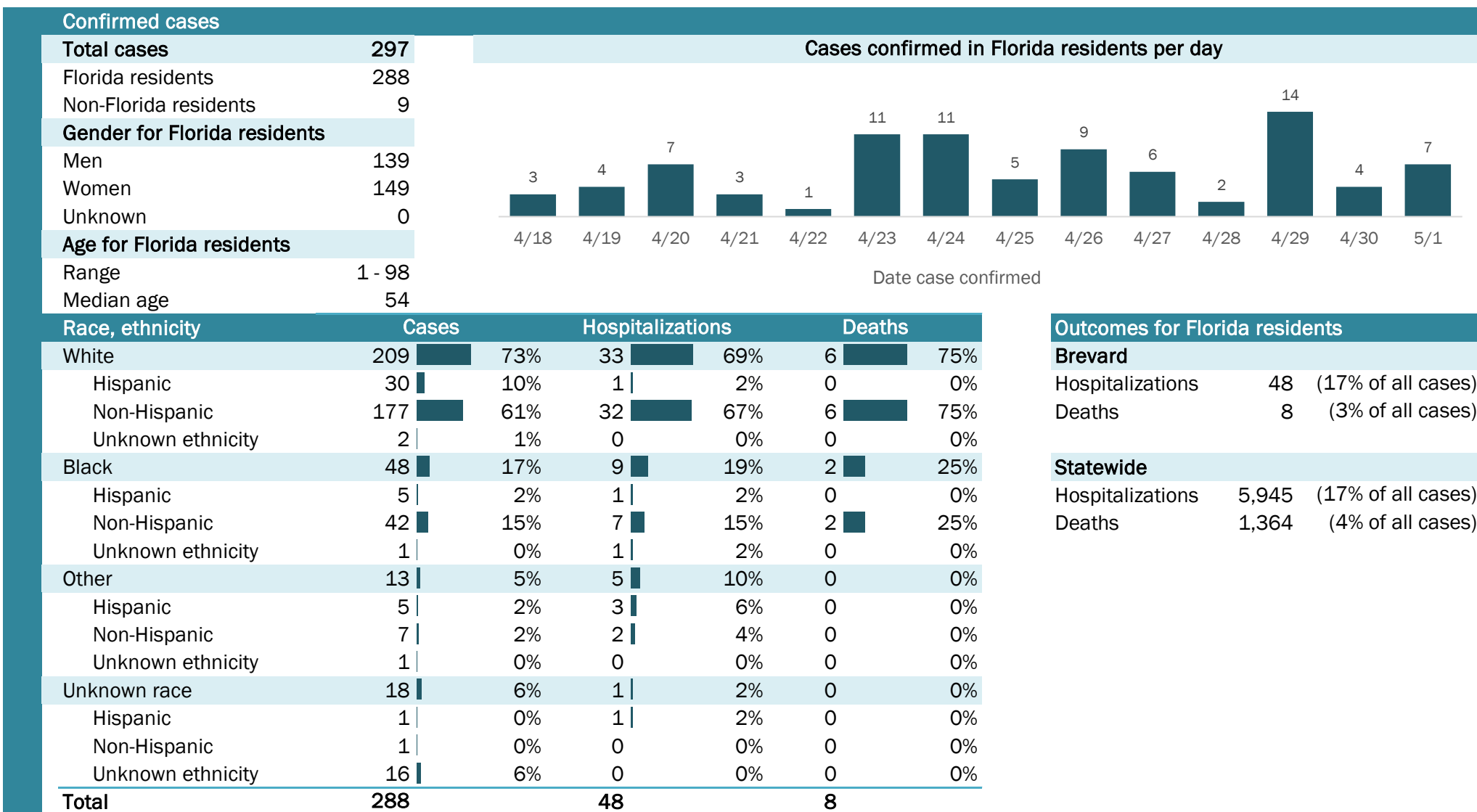
Weekly count of ED visits for COVID-like illness

The Electronic Surveillance System for the Early Notification of Community-Based Epidemics (ESSENCE-FL) includes chief complaint data from 213 of 214 Florida EDs. Data are transmitted electronically to ESSENCE-FL daily or hourly.

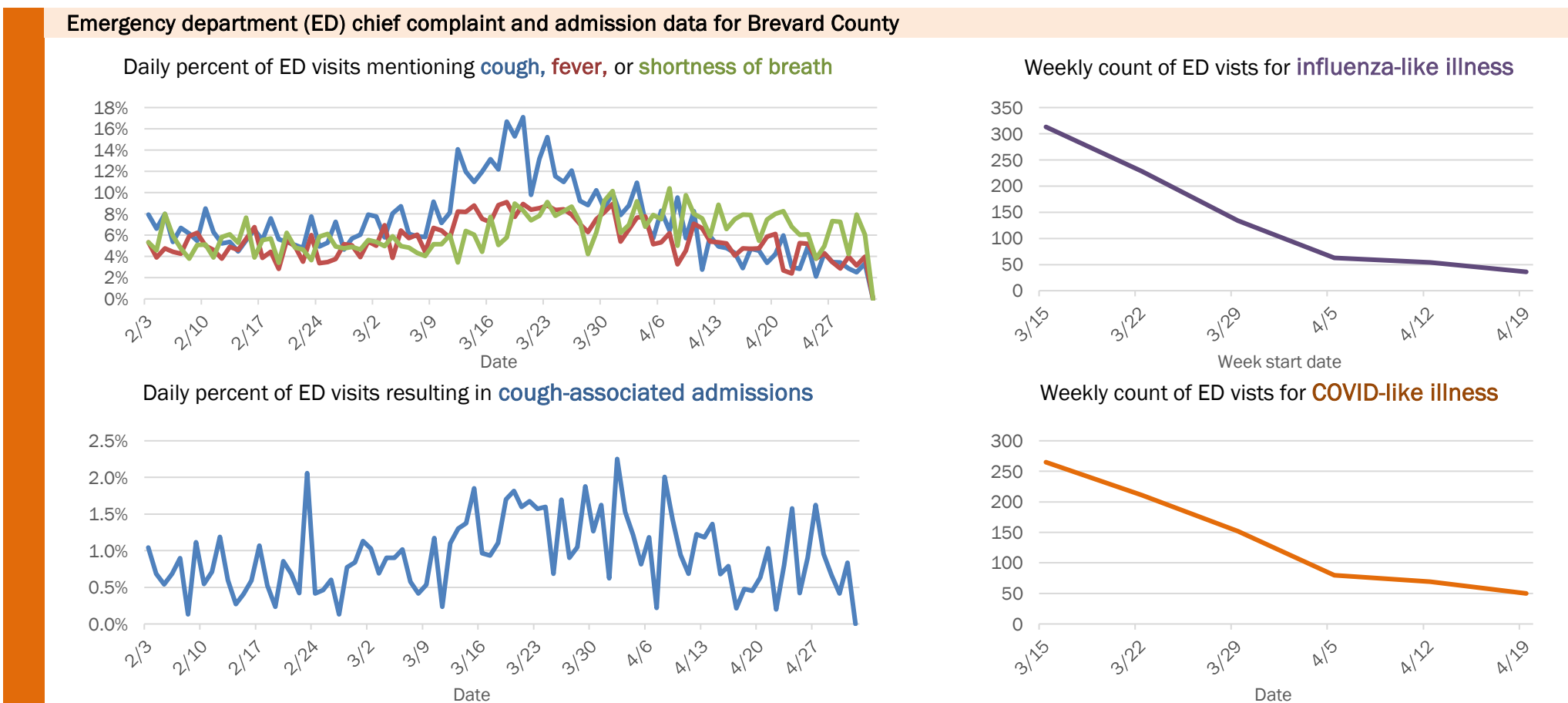
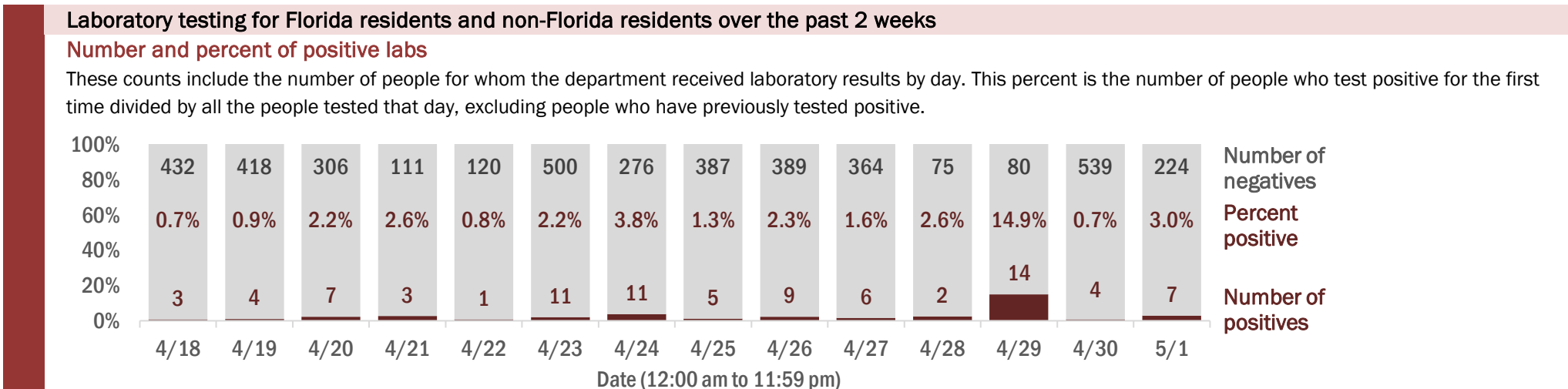
Coronavirus: summary for Brevard County

Data for May 2, 2020 (verified at 10 AM)

Data in this report are provisional and subject to change.



Hospitalization counts include anyone who was hospitalized at some point during their illness. It does not reflect the number of people currently hospitalized.
Other race includes any person with a race of American Indian/Alaskan native, Asian, native Hawaiian/Pacific Islander, or other.

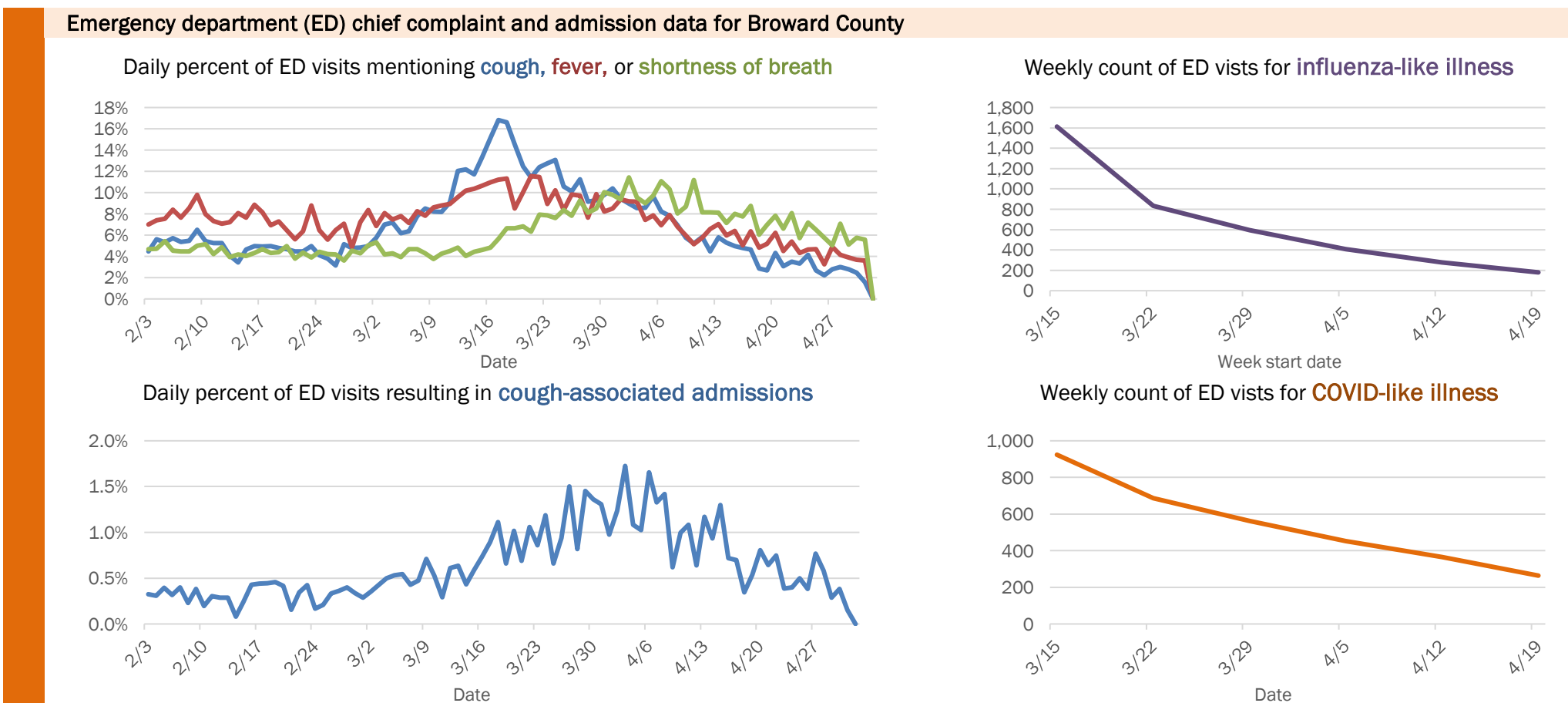
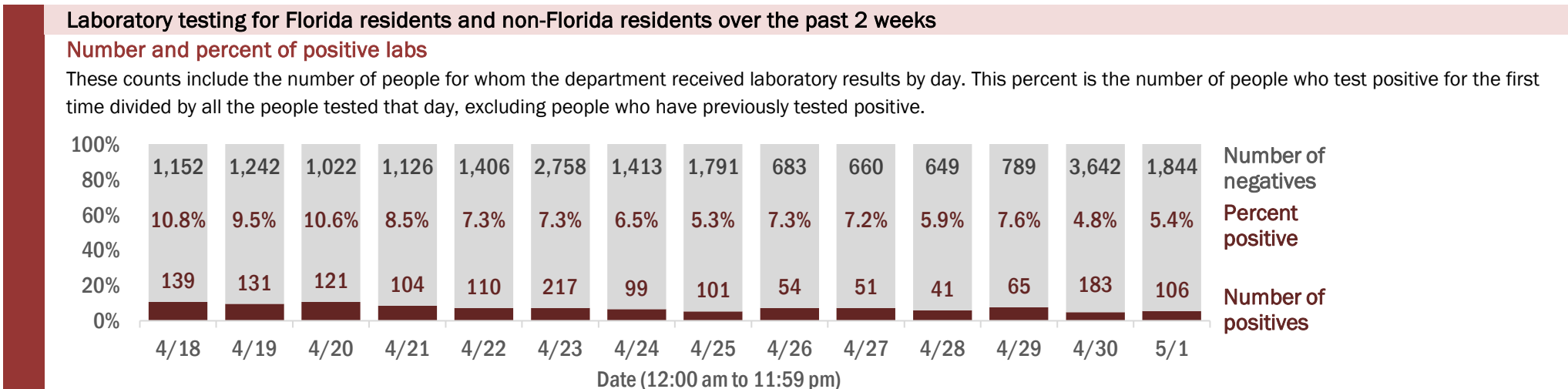
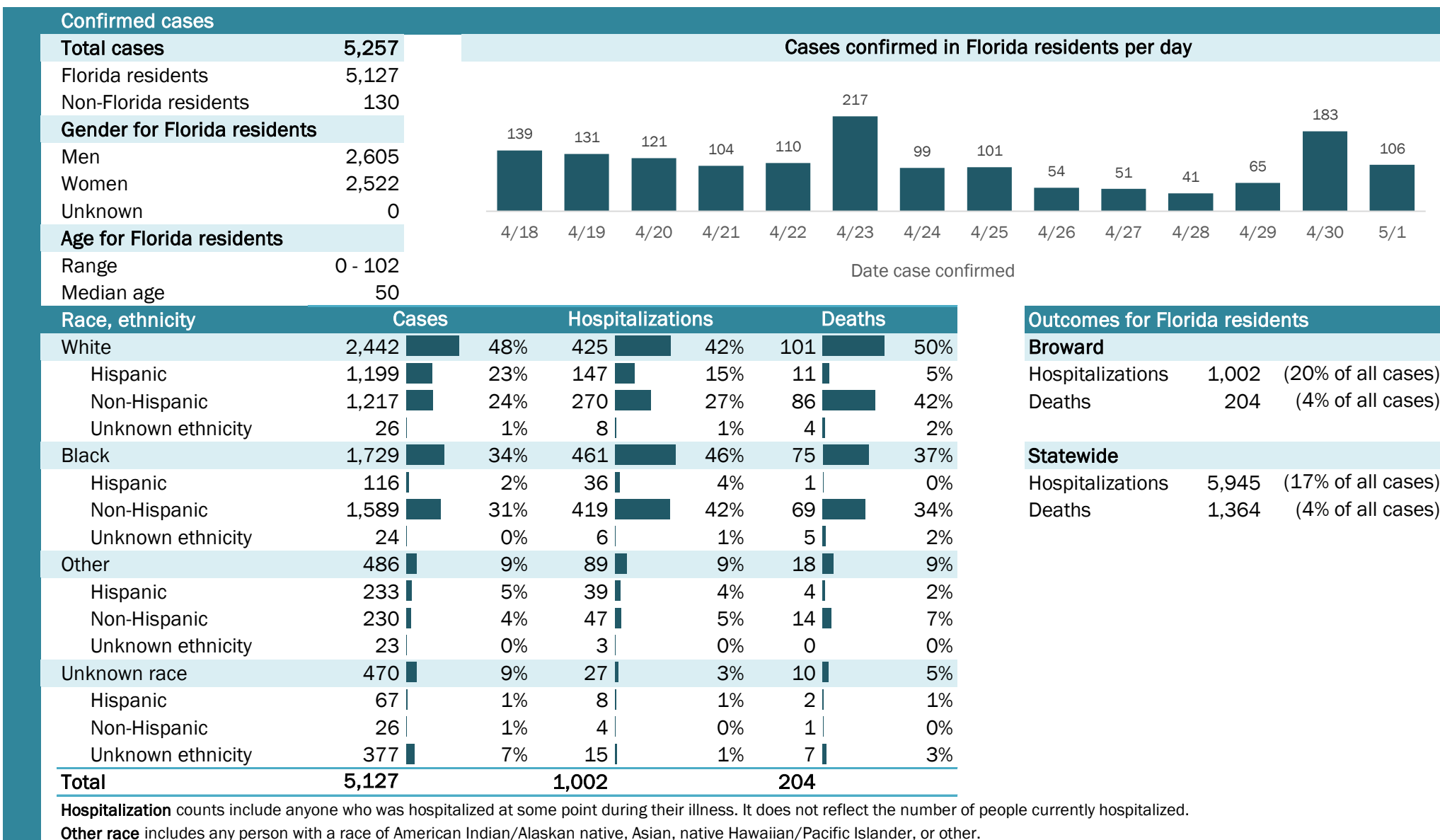


The Electronic Surveillance System for the Early Notification of Community-Based Epidemics (ESSENCE-FL) includes chief complaint data from 213 of 214 Florida EDs. Data are transmitted electronically to ESSENCE-FL daily or hourly.

Coronavirus: summary for Broward County

Data for May 2, 2020 (verified at 10 AM)

Data in this report are provisional and subject to change.



The Electronic Surveillance System for the Early Notification of Community-Based Epidemics (ESSENCE-FL) includes chief complaint data from 213 of 214 Florida EDs. Data are transmitted electronically to ESSENCE-FL daily or hourly.

Coronavirus: summary for Calhoun County

Data for May 2, 2020 (verified at 10 AM)

Data in this report are provisional and subject to change.

Confirmed cases		Cases confirmed in Florida residents per day				
Total cases	14					
Florida residents	14					
Non-Florida residents	0					
Gender for Florida residents						
Men	4					
Women	9					
Unknown	1					
Age for Florida residents						
Range	20 - 89					
Median age	53					
Race, ethnicity		Cases	Hospitalizations		Deaths	
White	7	50%	1	33%	0	N/A
Hispanic	0	0%	0	0%	0	N/A
Non-Hispanic	7	50%	1	33%	0	N/A
Unknown ethnicity	0	0%	0	0%	0	N/A
Black	6	43%	2	67%	0	N/A
Hispanic	0	0%	0	0%	0	N/A
Non-Hispanic	6	43%	2	67%	0	N/A
Unknown ethnicity	0	0%	0	0%	0	N/A
Other	0	0%	0	0%	0	N/A
Hispanic	0	0%	0	0%	0	N/A
Non-Hispanic	0	0%	0	0%	0	N/A
Unknown ethnicity	0	0%	0	0%	0	N/A
Unknown race	1	7%	0	0%	0	N/A
Hispanic	0	0%	0	0%	0	N/A
Non-Hispanic	0	0%	0	0%	0	N/A
Unknown ethnicity	1	7%	0	0%	0	N/A
Total	14		3		0	

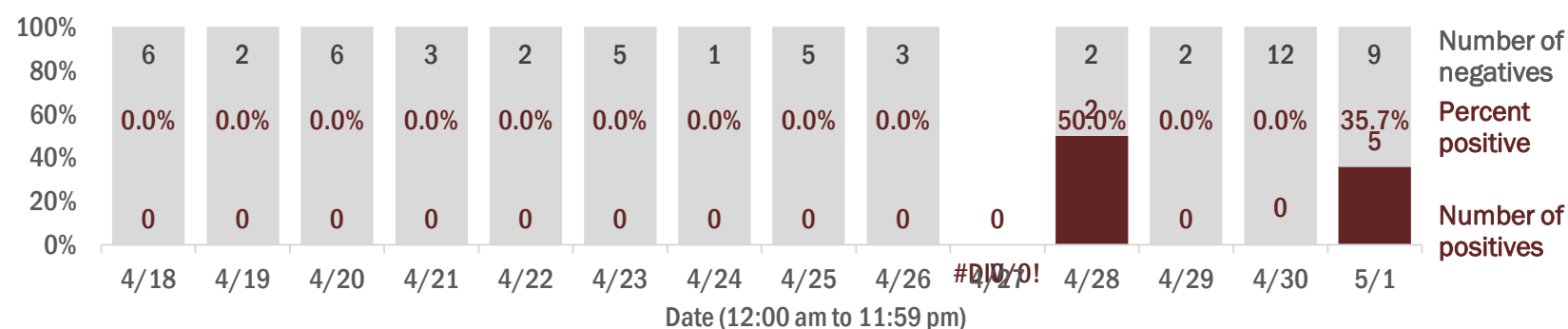
Outcomes for Florida residents	
Calhoun	
Hospitalizations	3 (21% of all cases)
Deaths	0 (0% of all cases)
Statewide	
Hospitalizations	5,945 (17% of all cases)
Deaths	1,364 (4% of all cases)

Hospitalization counts include anyone who was hospitalized at some point during their illness. It does not reflect the number of people currently hospitalized.
Other race includes any person with a race of American Indian/Alaskan native, Asian, native Hawaiian/Pacific Islander, or other.

Laboratory testing for Florida residents and non-Florida residents over the past 2 weeks

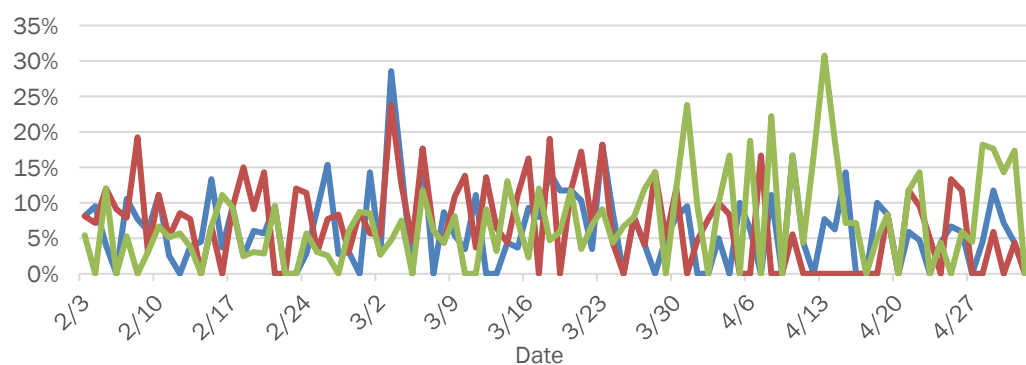
Number and percent of positive labs

These counts include the number of people for whom the department received laboratory results by day. This percent is the number of people who test positive for the first time divided by all the people tested that day, excluding people who have previously tested positive.

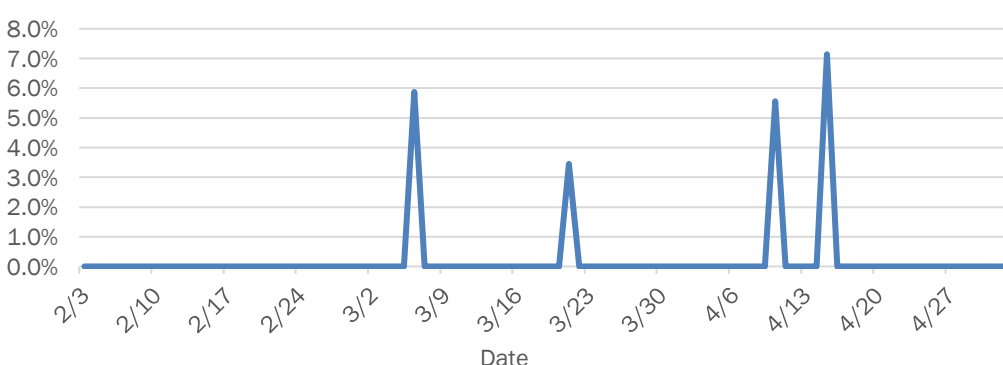


Emergency department (ED) chief complaint and admission data for Calhoun County

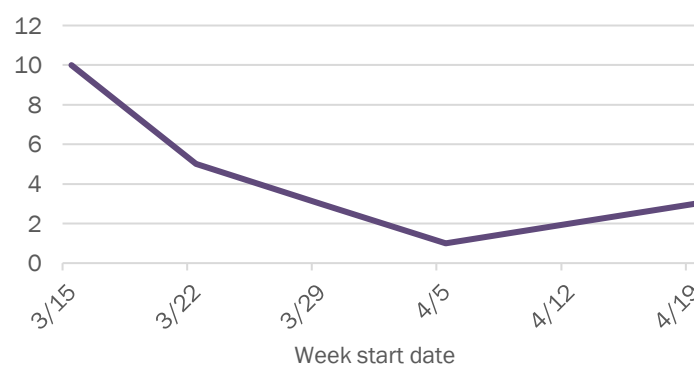
Daily percent of ED visits mentioning cough, fever, or shortness of breath



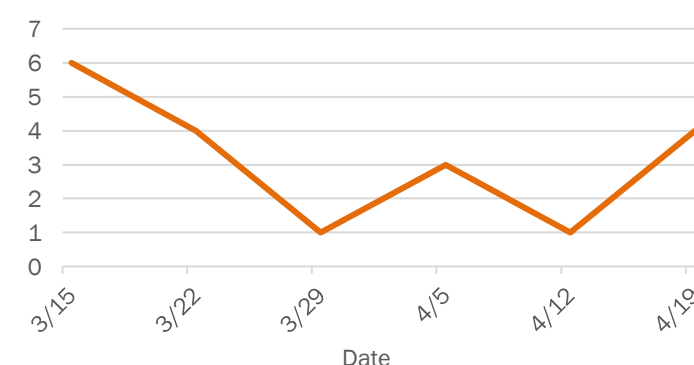
Daily percent of ED visits resulting in cough-associated admissions



Weekly count of ED visits for influenza-like illness



Weekly count of ED visits for COVID-like illness



The Electronic Surveillance System for the Early Notification of Community-Based Epidemics (ESSENCE-FL) includes chief complaint data from 213 of 214 Florida EDs. Data are transmitted electronically to ESSENCE-FL daily or hourly.

Coronavirus: summary for Charlotte County

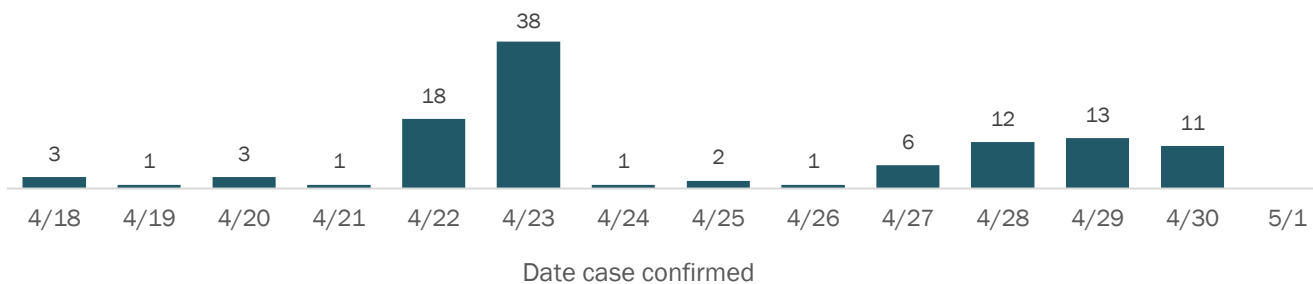
Data for May 2, 2020 (verified at 10 AM)

Data in this report are provisional and subject to change.

Confirmed cases

Total cases	244
Florida residents	243
Non-Florida residents	1
Gender for Florida residents	
Men	93
Women	149
Unknown	1
Age for Florida residents	
Range	3 - 100
Median age	68

Cases confirmed in Florida residents per day



Race, ethnicity	Cases	Hospitalizations	Deaths
White	166	33	20
Hispanic	6	3	1
Non-Hispanic	146	30	17
Unknown ethnicity	14	0	2
Black	28	6	0
Hispanic	1	0	0
Non-Hispanic	25	6	0
Unknown ethnicity	2	0	0
Other	6	1	0
Hispanic	2	0	0
Non-Hispanic	3	1	0
Unknown ethnicity	1	0	0
Unknown race	43	3	5
Hispanic	0	0	0
Non-Hispanic	1	0	1
Unknown ethnicity	42	3	4
Total	243	43	25

Outcomes for Florida residents

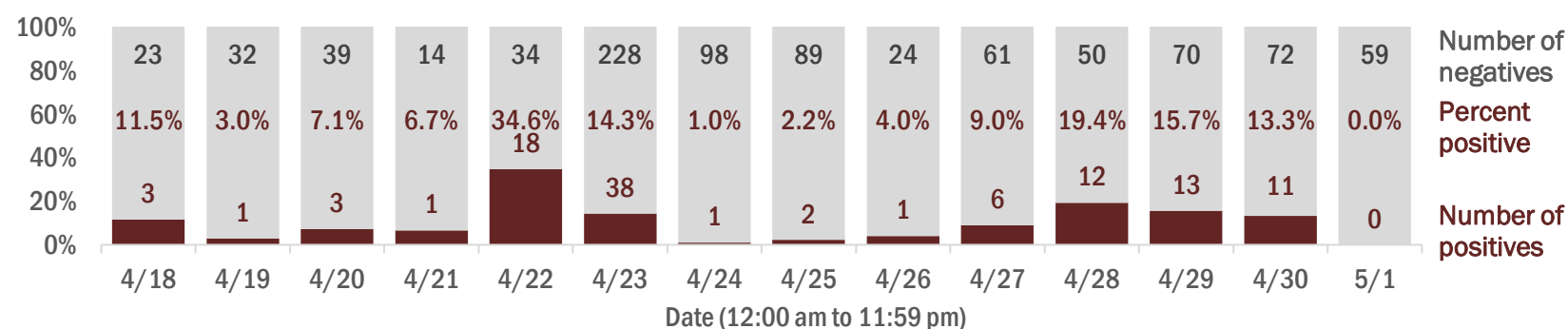
Charlotte		
Hospitalizations	43	(18% of all cases)
Deaths	25	(10% of all cases)
Statewide		
Hospitalizations	5,945	(17% of all cases)
Deaths	1,364	(4% of all cases)

Hospitalization counts include anyone who was hospitalized at some point during their illness. It does not reflect the number of people currently hospitalized.
Other race includes any person with a race of American Indian/Alaskan native, Asian, native Hawaiian/Pacific Islander, or other.

Laboratory testing for Florida residents and non-Florida residents over the past 2 weeks

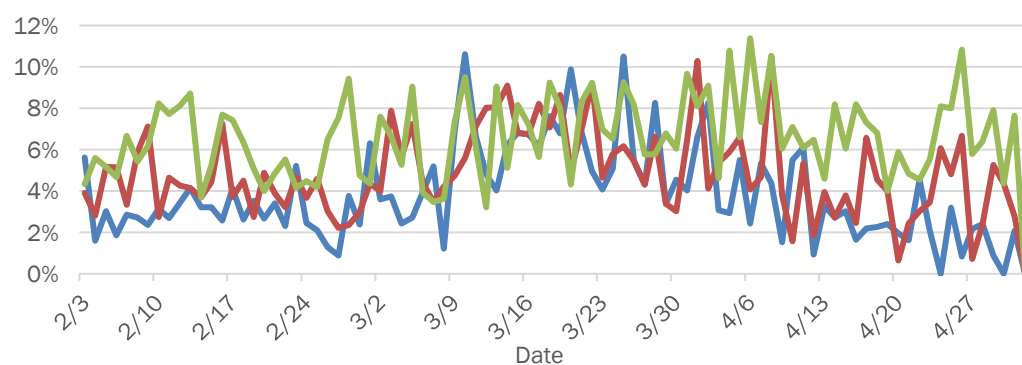
Number and percent of positive labs

These counts include the number of people for whom the department received laboratory results by day. This percent is the number of people who test positive for the first time divided by all the people tested that day, excluding people who have previously tested positive.

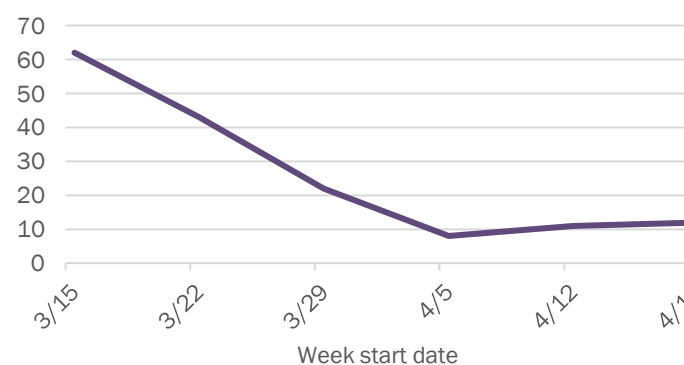


Emergency department (ED) chief complaint and admission data for Charlotte County

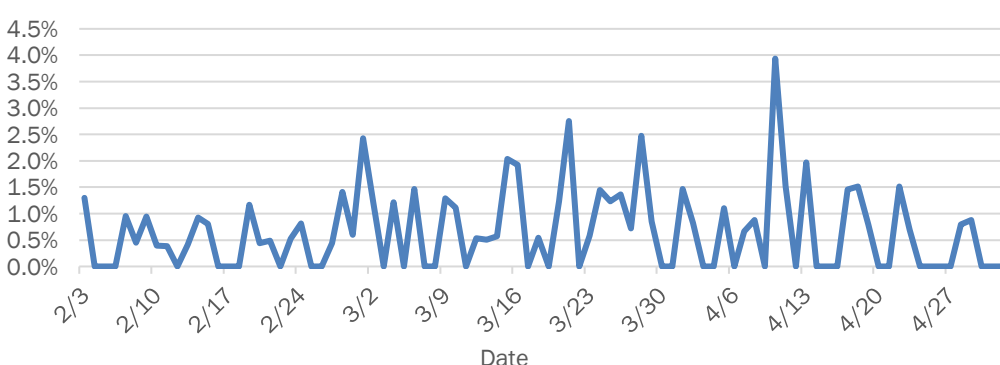
Daily percent of ED visits mentioning cough, fever, or shortness of breath



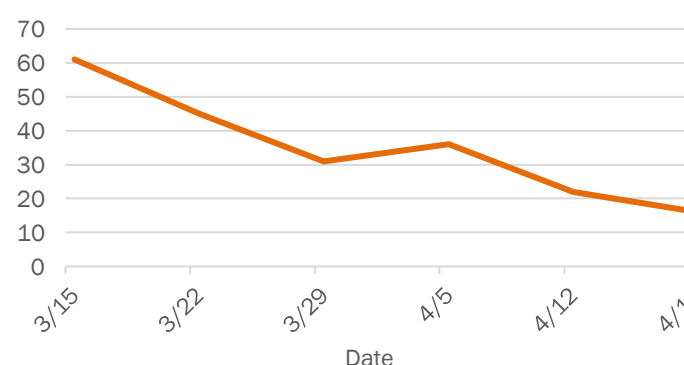
Weekly count of ED visits for influenza-like illness



Daily percent of ED visits resulting in cough-associated admissions



Weekly count of ED visits for COVID-like illness

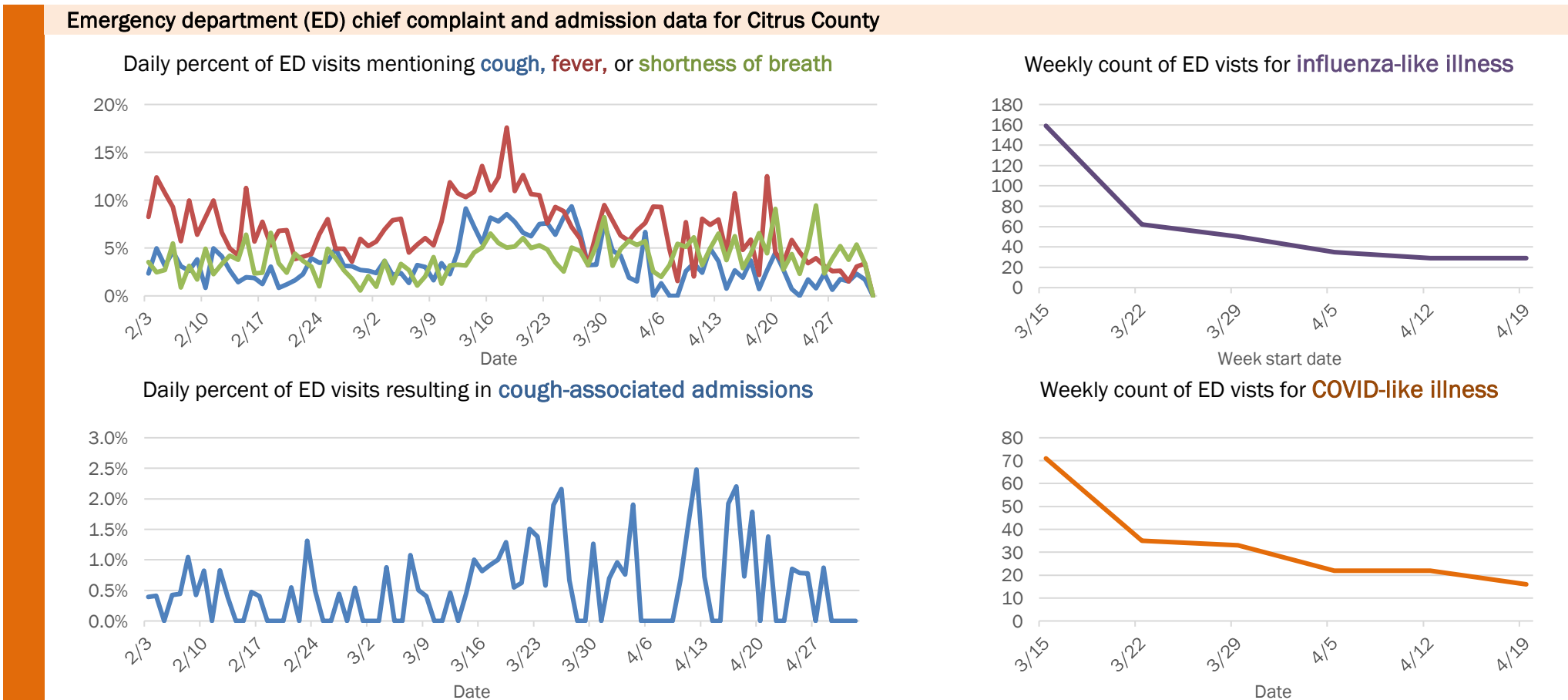
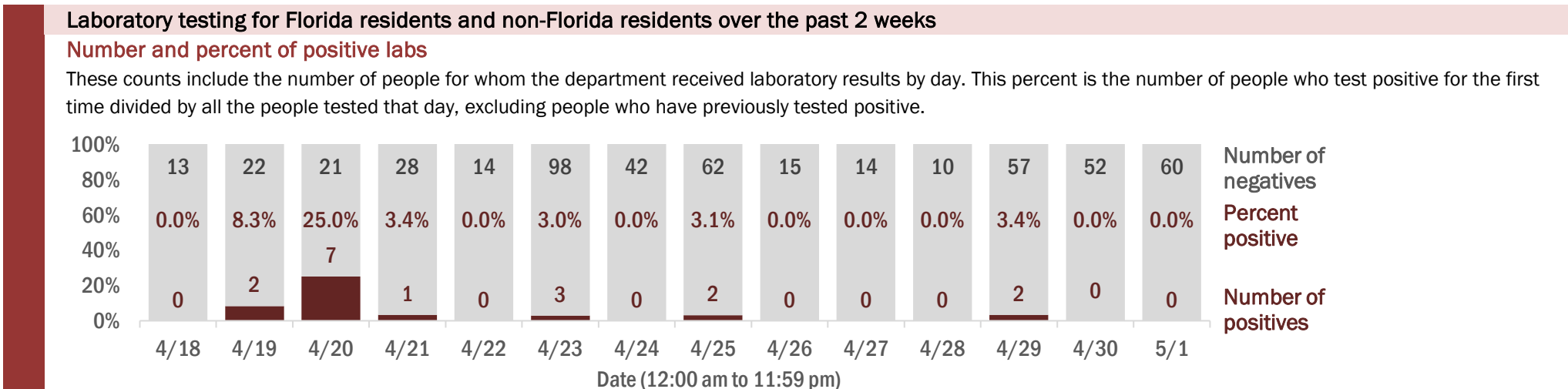
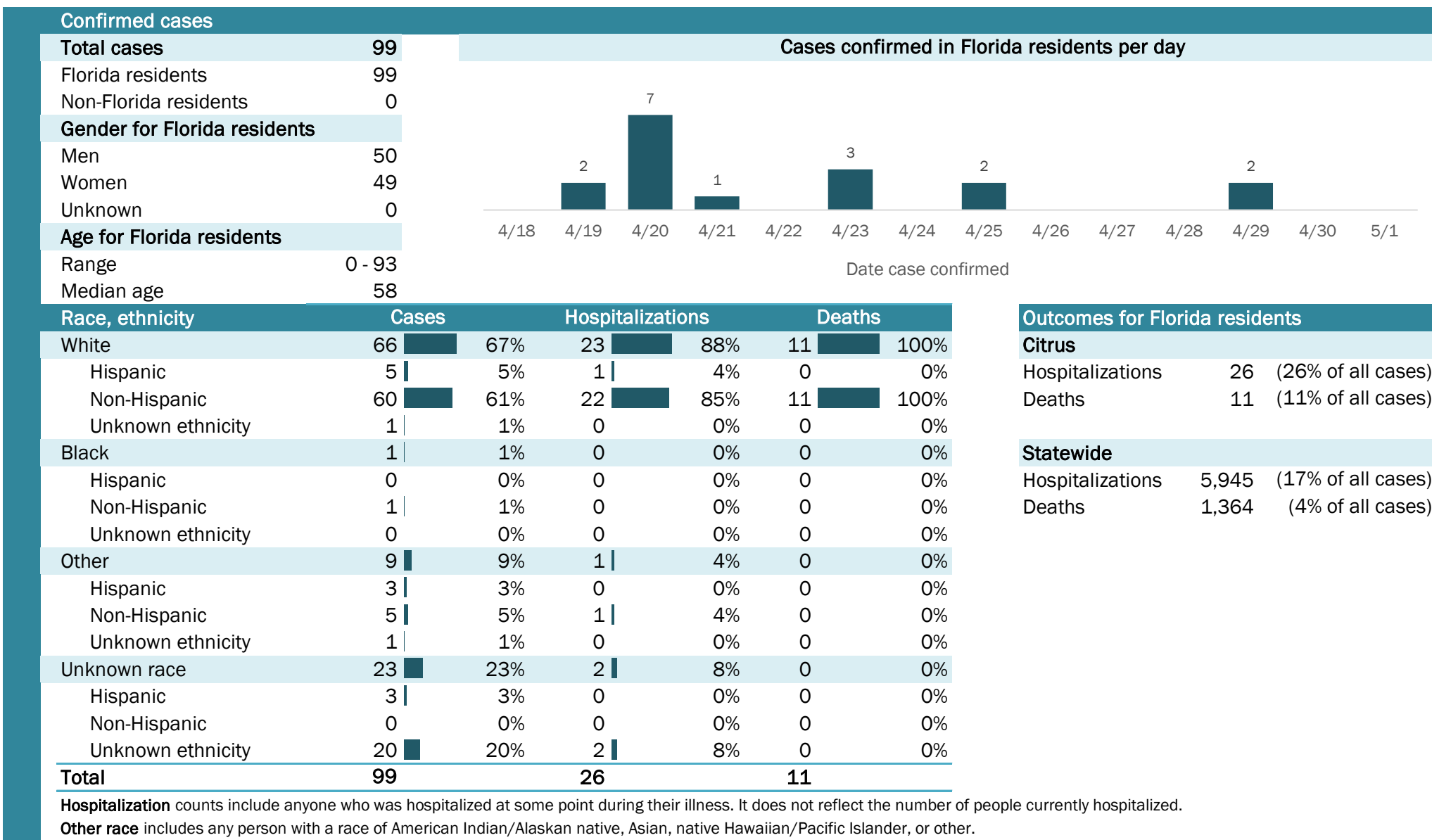


The Electronic Surveillance System for the Early Notification of Community-Based Epidemics (ESSENCE-FL) includes chief complaint data from 213 of 214 Florida EDs. Data are transmitted electronically to ESSENCE-FL daily or hourly.

Coronavirus: summary for Citrus County

Data for May 2, 2020 (verified at 10 AM)

Data in this report are provisional and subject to change.



The Electronic Surveillance System for the Early Notification of Community-Based Epidemics (ESSENCE-FL) includes chief complaint data from 213 of 214 Florida EDs. Data are transmitted electronically to ESSENCE-FL daily or hourly.

Coronavirus: summary for Clay County

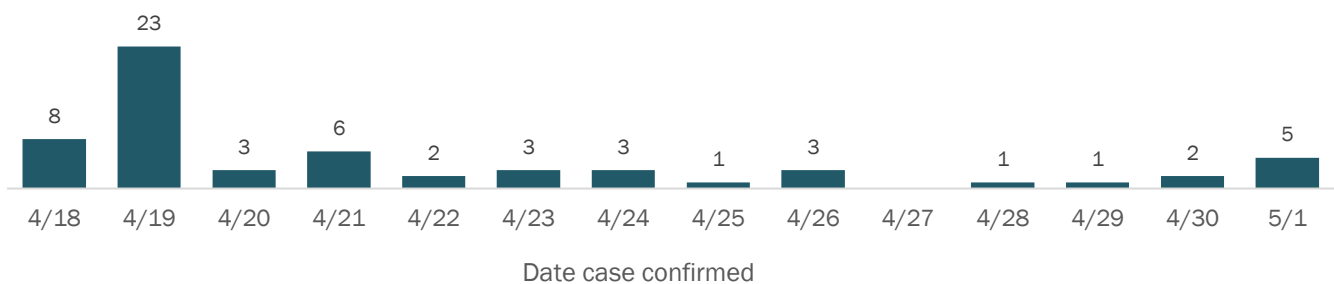
Data for May 2, 2020 (verified at 10 AM)

Data in this report are provisional and subject to change.

Confirmed cases

Total cases	278
Florida residents	276
Non-Florida residents	2
Gender for Florida residents	
Men	108
Women	167
Unknown	1
Age for Florida residents	
Range	6 - 95
Median age	59

Cases confirmed in Florida residents per day



Race, ethnicity	Cases	Hospitalizations	Deaths
White	154 (56%)	39 (62%)	12 (67%)
Hispanic	15 (5%)	6 (10%)	2 (11%)
Non-Hispanic	133 (48%)	32 (51%)	9 (50%)
Unknown ethnicity	6 (2%)	1 (2%)	1 (6%)
Black	53 (19%)	18 (29%)	5 (28%)
Hispanic	3 (1%)	1 (2%)	0 (0%)
Non-Hispanic	49 (18%)	17 (27%)	5 (28%)
Unknown ethnicity	1 (0%)	0 (0%)	0 (0%)
Other	17 (6%)	2 (3%)	1 (6%)
Hispanic	3 (1%)	0 (0%)	0 (0%)
Non-Hispanic	14 (5%)	2 (3%)	1 (6%)
Unknown ethnicity	0 (0%)	0 (0%)	0 (0%)
Unknown race	52 (19%)	4 (6%)	0 (0%)
Hispanic	1 (0%)	0 (0%)	0 (0%)
Non-Hispanic	2 (1%)	0 (0%)	0 (0%)
Unknown ethnicity	49 (18%)	4 (6%)	0 (0%)
Total	276	63	18

Outcomes for Florida residents

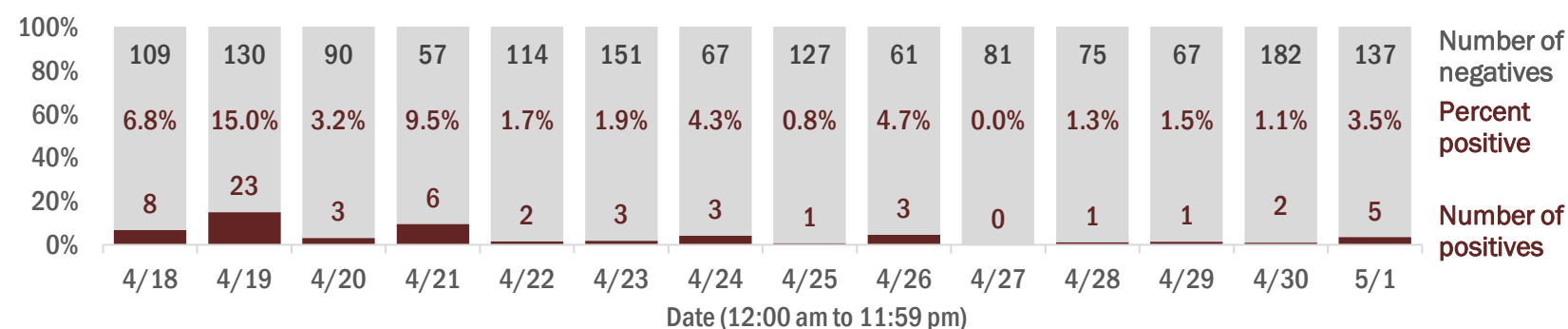
Clay		
Hospitalizations	63	(23% of all cases)
Deaths	18	(7% of all cases)
Statewide		
Hospitalizations	5,945	(17% of all cases)
Deaths	1,364	(4% of all cases)

Hospitalization counts include anyone who was hospitalized at some point during their illness. It does not reflect the number of people currently hospitalized.
Other race includes any person with a race of American Indian/Alaskan native, Asian, native Hawaiian/Pacific Islander, or other.

Laboratory testing for Florida residents and non-Florida residents over the past 2 weeks

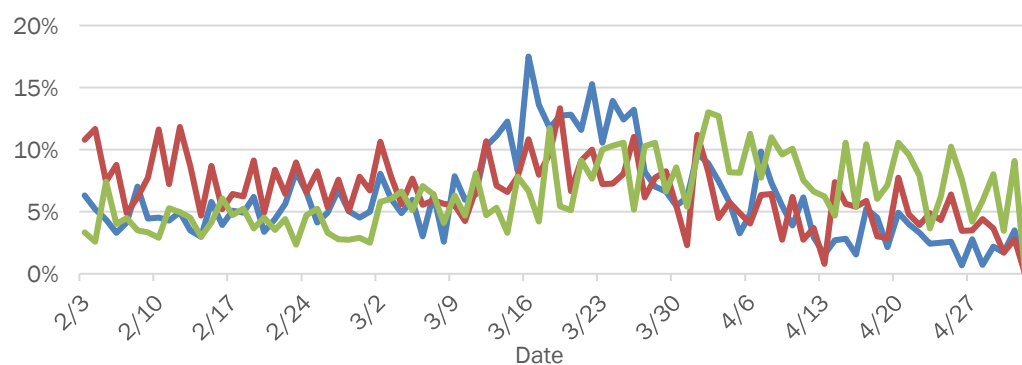
Number and percent of positive labs

These counts include the number of people for whom the department received laboratory results by day. This percent is the number of people who test positive for the first time divided by all the people tested that day, excluding people who have previously tested positive.

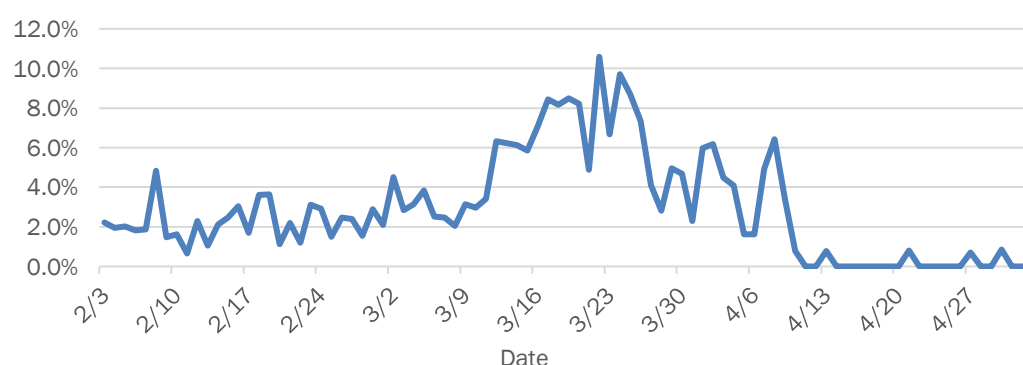


Emergency department (ED) chief complaint and admission data for Clay County

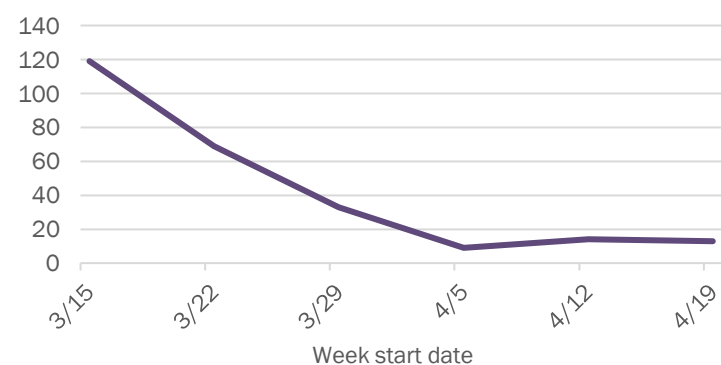
Daily percent of ED visits mentioning cough, fever, or shortness of breath



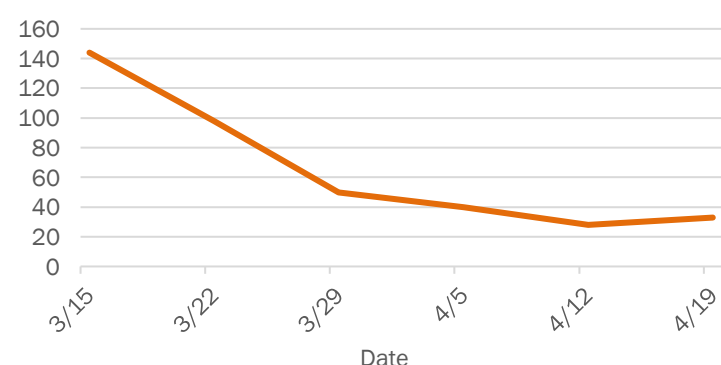
Daily percent of ED visits resulting in cough-associated admissions



Weekly count of ED visits for influenza-like illness



Weekly count of ED visits for COVID-like illness



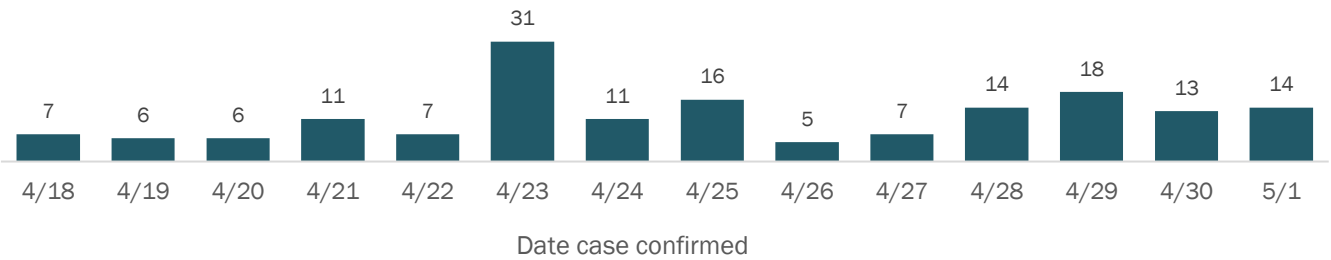
The Electronic Surveillance System for the Early Notification of Community-Based Epidemics (ESSENCE-FL) includes chief complaint data from 213 of 214 Florida EDs. Data are transmitted electronically to ESSENCE-FL daily or hourly.

Coronavirus: summary for Collier County

Data for May 2, 2020 (verified at 10 AM)

Data in this report are provisional and subject to change.

Confirmed cases		Cases confirmed in Florida residents per day				
Total cases	628					
Florida residents	558					
Non-Florida residents	70					
Gender for Florida residents						
Men	278					
Women	280					
Unknown	0					
Age for Florida residents						
Range	0 - 101					
Median age	55					
Race, ethnicity		Cases	Hospitalizations	Deaths		
White	415	74%	75	77%	18	86%
Hispanic	151	27%	16	16%	2	10%
Non-Hispanic	253	45%	59	60%	16	76%
Unknown ethnicity	11	2%	0	0%	0	0%
Black	36	6%	9	9%	1	5%
Hispanic	0	0%	0	0%	0	0%
Non-Hispanic	35	6%	9	9%	1	5%
Unknown ethnicity	1	0%	0	0%	0	0%
Other	42	8%	5	5%	1	5%
Hispanic	29	5%	4	4%	1	5%
Non-Hispanic	9	2%	1	1%	0	0%
Unknown ethnicity	4	1%	0	0%	0	0%
Unknown race	65	12%	9	9%	1	5%
Hispanic	5	1%	1	1%	0	0%
Non-Hispanic	1	0%	0	0%	0	0%
Unknown ethnicity	59	11%	8	8%	1	5%
Total	558		98		21	

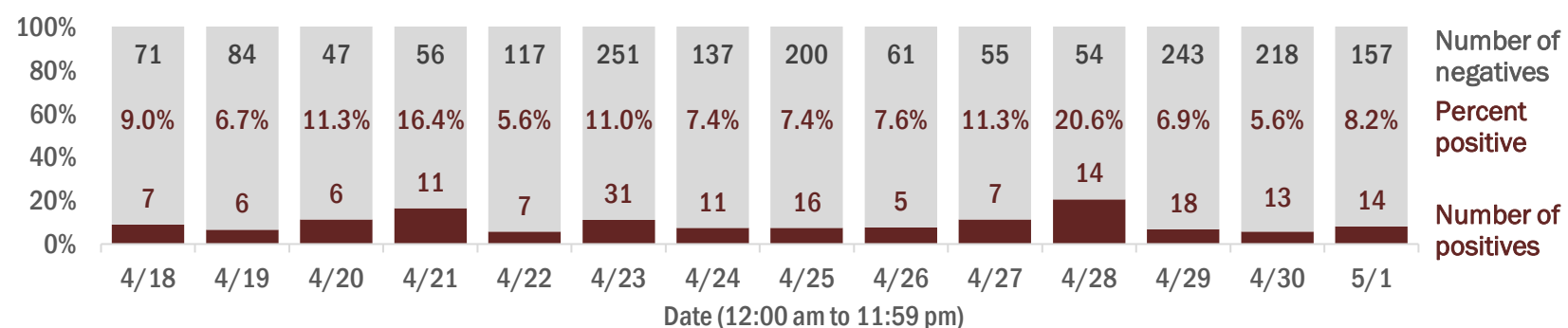


Outcomes for Florida residents	
Collier	
Hospitalizations	98 (18% of all cases)
Deaths	21 (4% of all cases)
Statewide	
Hospitalizations	5,945 (17% of all cases)
Deaths	1,364 (4% of all cases)

Laboratory testing for Florida residents and non-Florida residents over the past 2 weeks

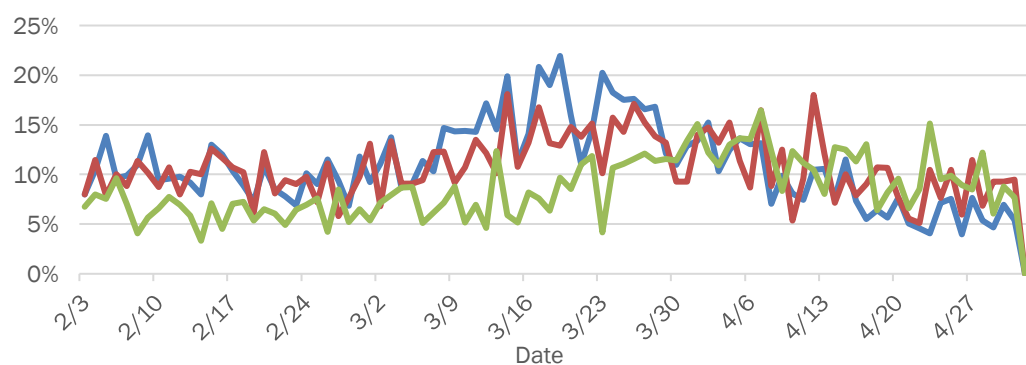
Number and percent of positive labs

These counts include the number of people for whom the department received laboratory results by day. This percent is the number of people who test positive for the first time divided by all the people tested that day, excluding people who have previously tested positive.

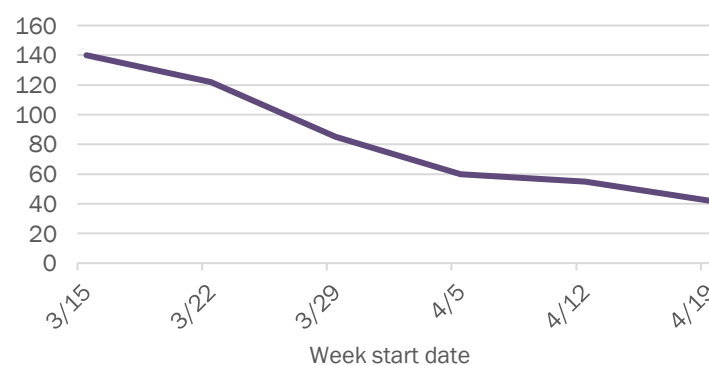


Emergency department (ED) chief complaint and admission data for Collier County

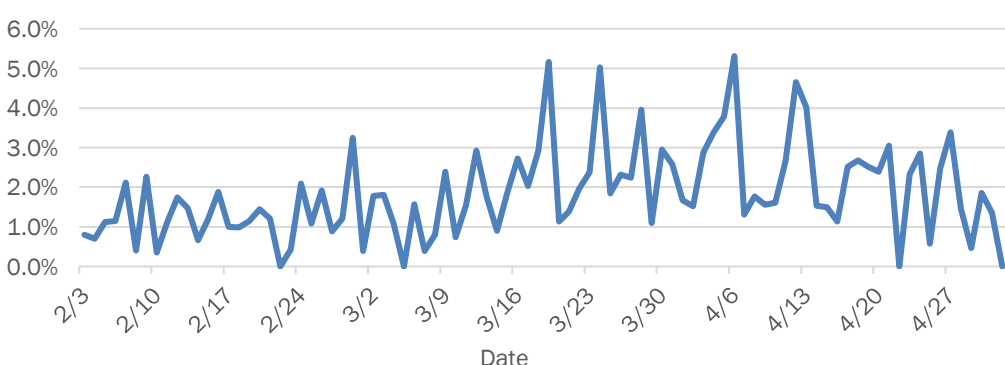
Daily percent of ED visits mentioning cough, fever, or shortness of breath



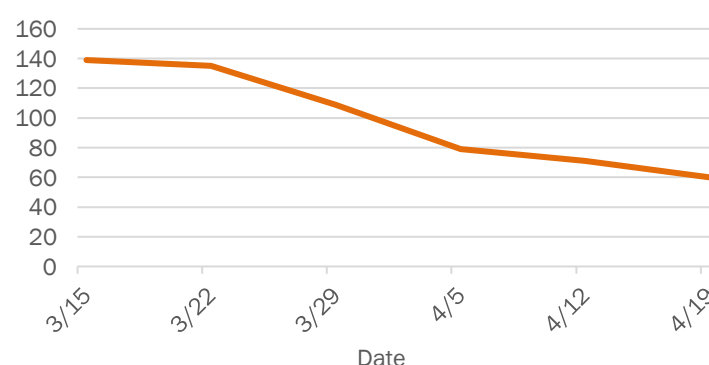
Weekly count of ED visits for influenza-like illness



Daily percent of ED visits resulting in cough-associated admissions



Weekly count of ED visits for COVID-like illness



The Electronic Surveillance System for the Early Notification of Community-Based Epidemics (ESSENCE-FL) includes chief complaint data from 213 of 214 Florida EDs. Data are transmitted electronically to ESSENCE-FL daily or hourly.

Coronavirus: summary for Columbia County

Data for May 2, 2020 (verified at 10 AM)

Data in this report are provisional and subject to change.

Confirmed cases		Cases confirmed in Florida residents per day	
Total cases	68		
Florida residents	67		
Non-Florida residents	1		
Gender for Florida residents			
Men	29		
Women	38		
Unknown	0		
Age for Florida residents			
Range	0 - 80		
Median age	45		
		Date case confirmed	
		4/18	4/19
		4/20	4/21
		4/22	4/23
		4/24	4/25
		4/26	4/27
		4/28	4/29
		4/30	5/1

Race, ethnicity	Cases	Hospitalizations	Deaths
White	43 (64%)	5 (63%)	1 (50%)
Hispanic	3 (4%)	0 (0%)	0 (0%)
Non-Hispanic	39 (58%)	5 (63%)	1 (50%)
Unknown ethnicity	1 (1%)	0 (0%)	0 (0%)
Black	20 (30%)	2 (25%)	0 (0%)
Hispanic	0 (0%)	0 (0%)	0 (0%)
Non-Hispanic	20 (30%)	2 (25%)	0 (0%)
Unknown ethnicity	0 (0%)	0 (0%)	0 (0%)
Other	3 (4%)	1 (13%)	1 (50%)
Hispanic	2 (3%)	1 (13%)	1 (50%)
Non-Hispanic	1 (1%)	0 (0%)	0 (0%)
Unknown ethnicity	0 (0%)	0 (0%)	0 (0%)
Unknown race	1 (1%)	0 (0%)	0 (0%)
Hispanic	0 (0%)	0 (0%)	0 (0%)
Non-Hispanic	0 (0%)	0 (0%)	0 (0%)
Unknown ethnicity	1 (1%)	0 (0%)	0 (0%)
Total	67	8	2

Outcomes for Florida residents	
Columbia	
Hospitalizations	8 (12% of all cases)
Deaths	2 (3% of all cases)
Statewide	
Hospitalizations	5,945 (17% of all cases)
Deaths	1,364 (4% of all cases)

Hospitalization counts include anyone who was hospitalized at some point during their illness. It does not reflect the number of people currently hospitalized.
Other race includes any person with a race of American Indian/Alaskan native, Asian, native Hawaiian/Pacific Islander, or other.

Laboratory testing for Florida residents and non-Florida residents over the past 2 weeks

Number and percent of positive labs

These counts include the number of people for whom the department received laboratory results by day. This percent is the number of people who test positive for the first time divided by all the people tested that day, excluding people who have previously tested positive.

Date (12:00 am to 11:59 pm)	Number of positives	Percent positive	Number of negatives
4/18	3	15.8%	16
4/19	1	3.2%	30
4/20	1	4.2%	23
4/21	2	3.8%	51
4/22	2	12.5%	14
4/23	3	2.5%	118
4/24	1	1.9%	51
4/25	1	2.0%	50
4/26	4	6.3%	59
4/27	2	1.1%	182
4/28	2	10.5%	17
4/29	1	5.9%	16
4/30	6	8.8%	62
5/1	4	10.8%	33

Emergency department (ED) chief complaint and admission data for Columbia County

Daily percent of ED visits mentioning cough, fever, or shortness of breath

Weekly count of ED visits for influenza-like illness

Daily percent of ED visits resulting in cough-associated admissions

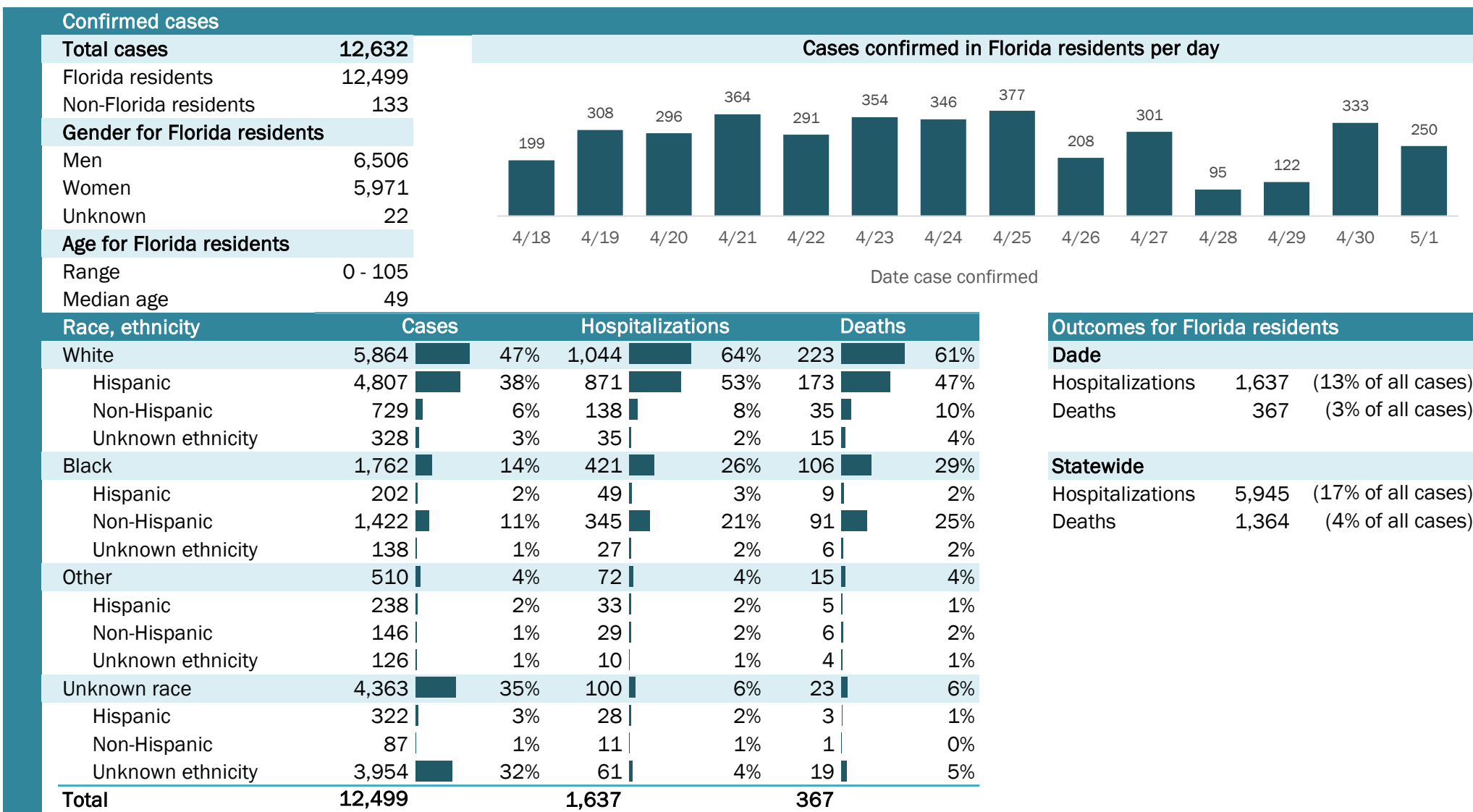
Weekly count of ED visits for COVID-like illness

The Electronic Surveillance System for the Early Notification of Community-Based Epidemics (ESSENCE-FL) includes chief complaint data from 213 of 214 Florida EDs. Data are transmitted electronically to ESSENCE-FL daily or hourly.

Coronavirus: summary for Dade County

Data for May 2, 2020 (verified at 10 AM)

Data in this report are provisional and subject to change.



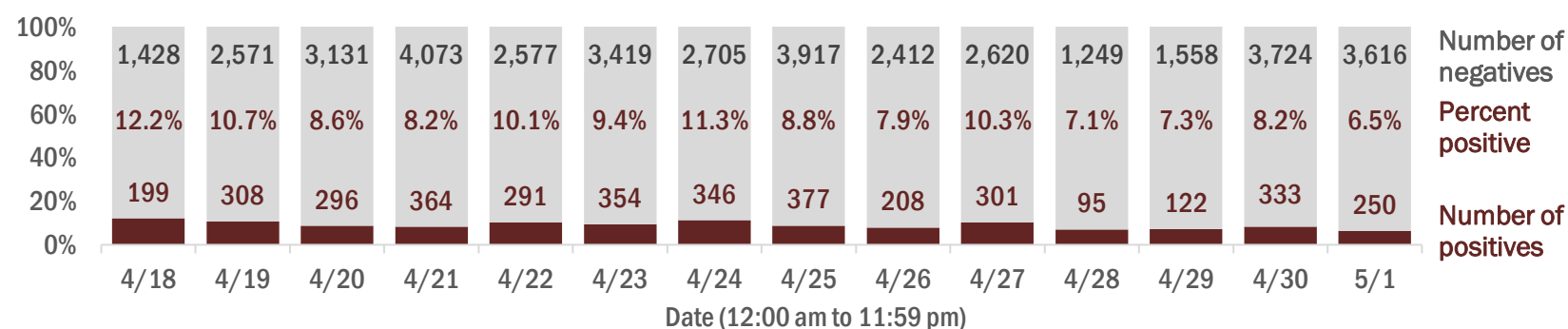
Hospitalization counts include anyone who was hospitalized at some point during their illness. It does not reflect the number of people currently hospitalized.

Other race includes any person with a race of American Indian/Alaskan native, Asian, native Hawaiian/Pacific Islander, or other.

Laboratory testing for Florida residents and non-Florida residents over the past 2 weeks

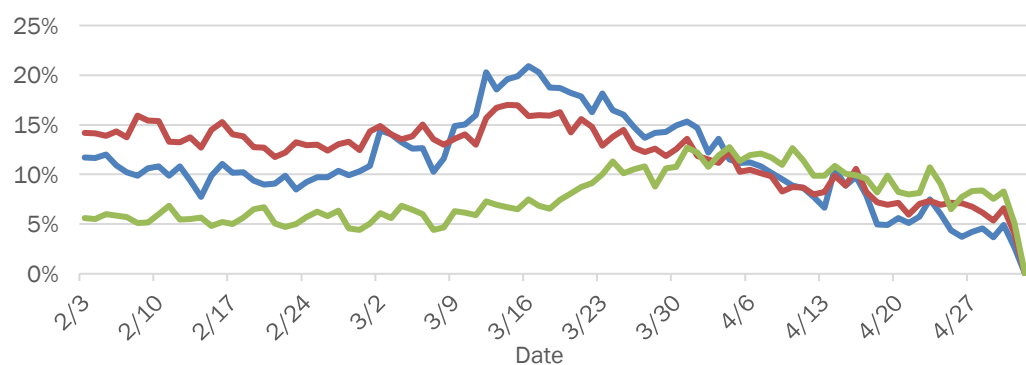
Number and percent of positive labs

These counts include the number of people for whom the department received laboratory results by day. This percent is the number of people who test positive for the first time divided by all the people tested that day, excluding people who have previously tested positive.

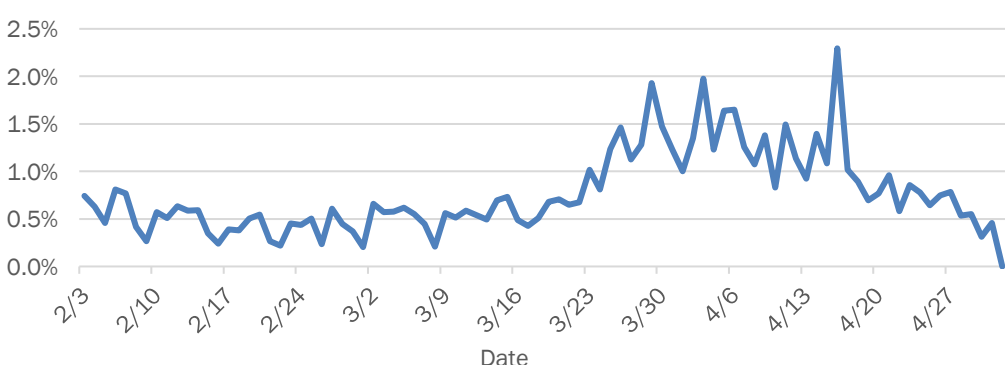


Emergency department (ED) chief complaint and admission data for Dade County

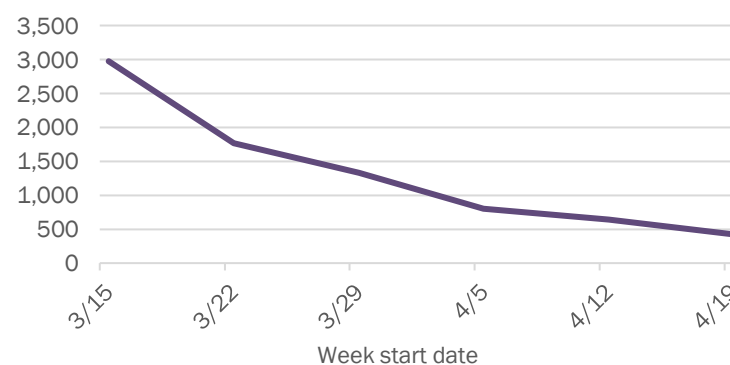
Daily percent of ED visits mentioning cough, fever, or shortness of breath



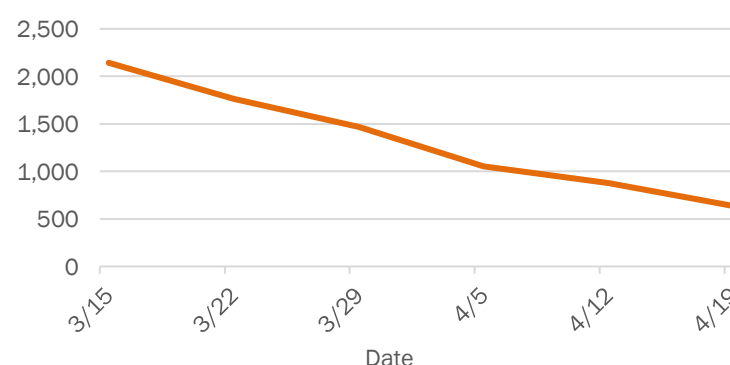
Daily percent of ED visits resulting in cough-associated admissions



Weekly count of ED visits for influenza-like illness



Weekly count of ED visits for COVID-like illness

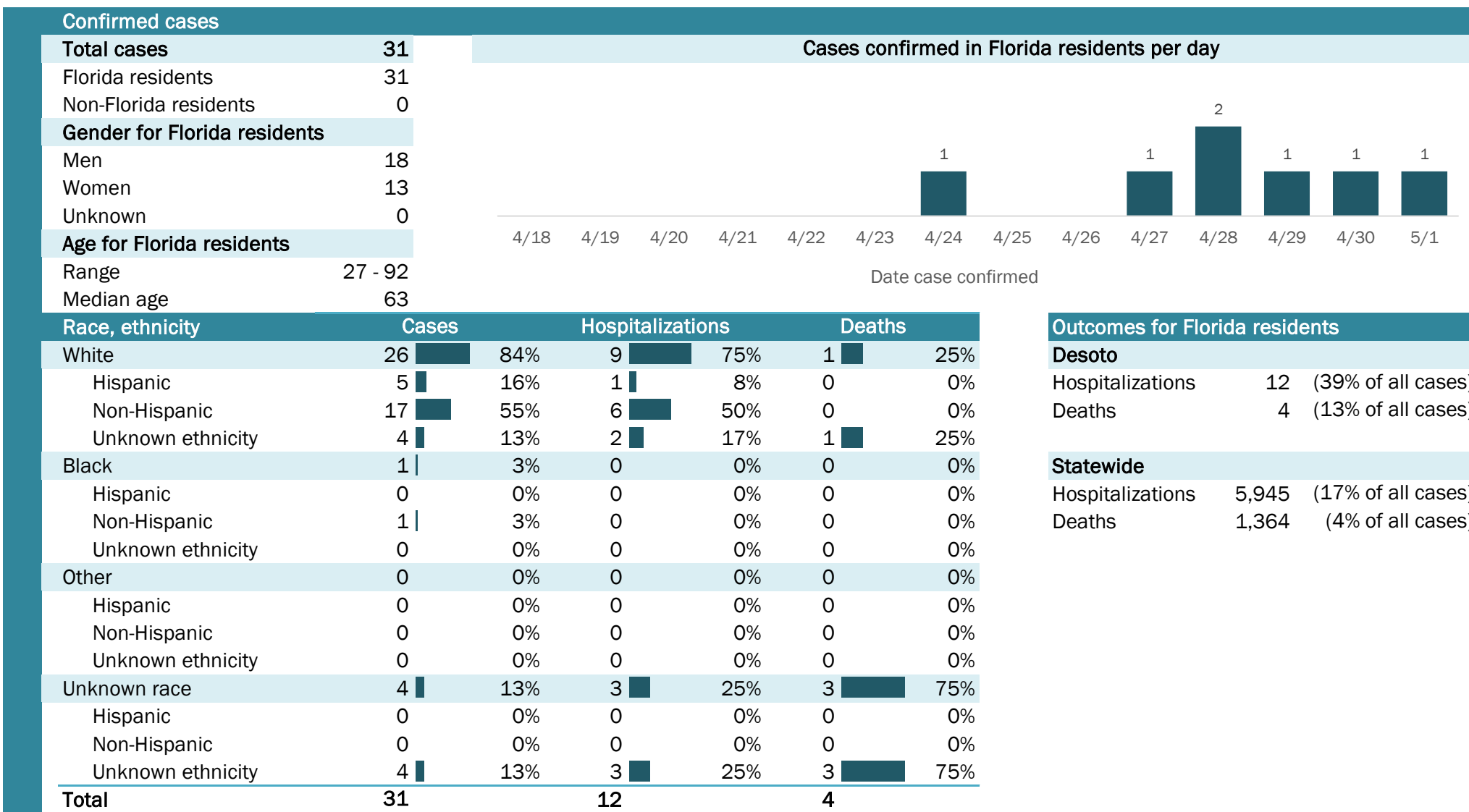


The Electronic Surveillance System for the Early Notification of Community-Based Epidemics (ESSENCE-FL) includes chief complaint data from 213 of 214 Florida EDs. Data are transmitted electronically to ESSENCE-FL daily or hourly.

Coronavirus: summary for Desoto County

Data for May 2, 2020 (verified at 10 AM)

Data in this report are provisional and subject to change.

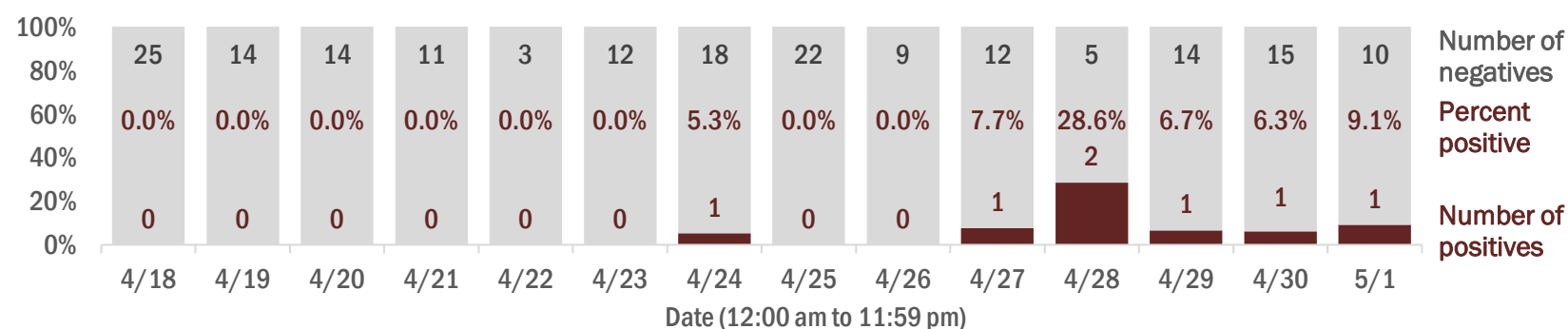


Hospitalization counts include anyone who was hospitalized at some point during their illness. It does not reflect the number of people currently hospitalized.
Other race includes any person with a race of American Indian/Alaskan native, Asian, native Hawaiian/Pacific Islander, or other.

Laboratory testing for Florida residents and non-Florida residents over the past 2 weeks

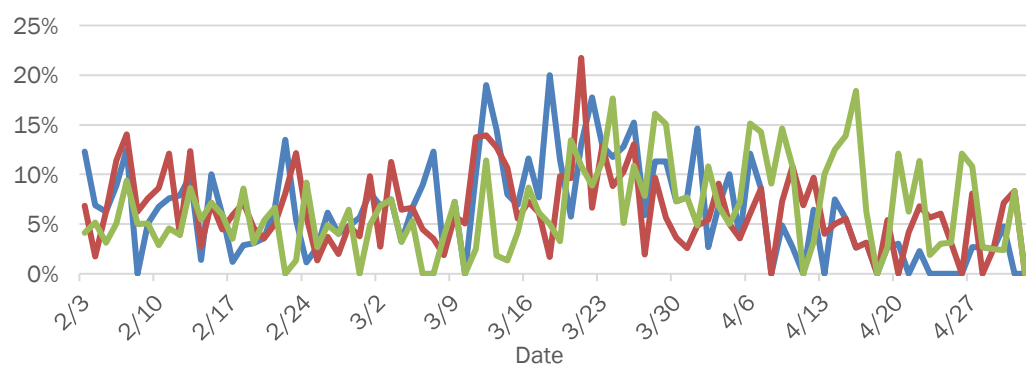
Number and percent of positive labs

These counts include the number of people for whom the department received laboratory results by day. This percent is the number of people who test positive for the first time divided by all the people tested that day, excluding people who have previously tested positive.

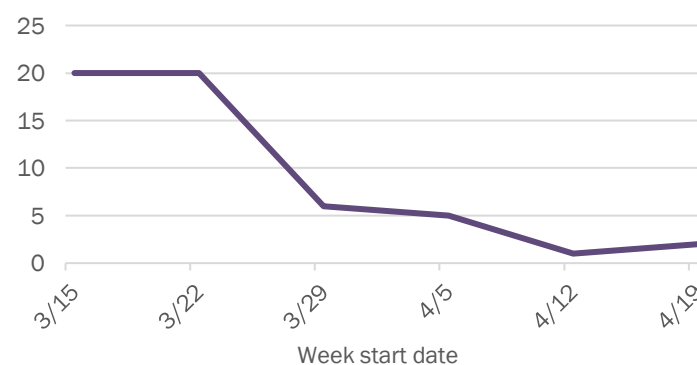


Emergency department (ED) chief complaint and admission data for Desoto County

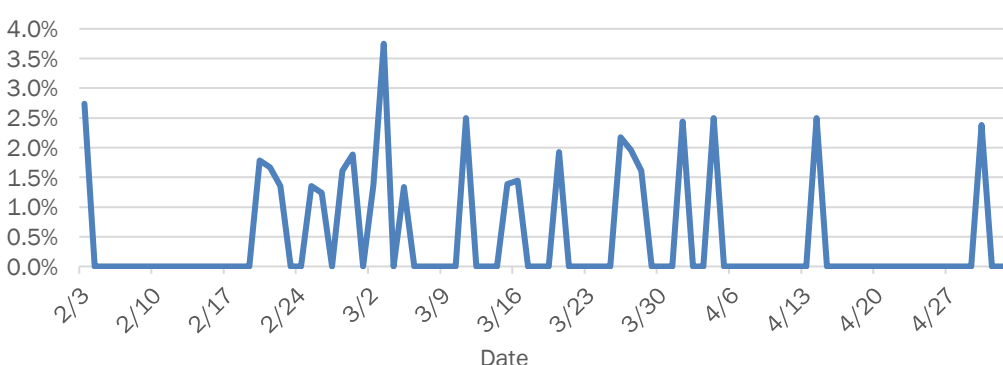
Daily percent of ED visits mentioning cough, fever, or shortness of breath



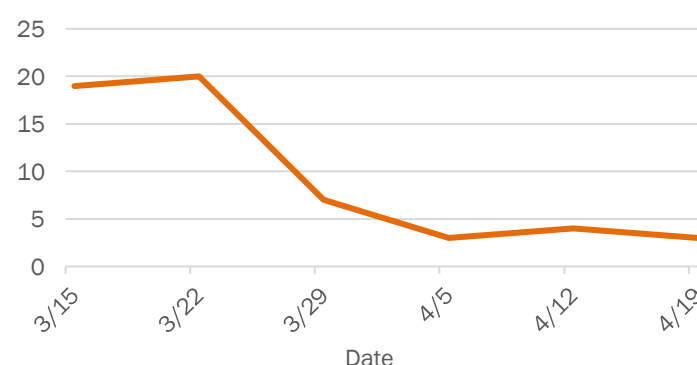
Weekly count of ED visits for influenza-like illness



Daily percent of ED visits resulting in cough-associated admissions



Weekly count of ED visits for COVID-like illness



The Electronic Surveillance System for the Early Notification of Community-Based Epidemics (ESSENCE-FL) includes chief complaint data from 213 of 214 Florida EDs. Data are transmitted electronically to ESSENCE-FL daily or hourly.

Coronavirus: summary for Dixie County

Data for May 2, 2020 (verified at 10 AM)

Data in this report are provisional and subject to change.

Confirmed cases		Cases confirmed in Florida residents per day			
Total cases	7				
Florida residents	7				
Non-Florida residents	0				
Gender for Florida residents					
Men	1				
Women	6				
Unknown	0				
Age for Florida residents					
Range	24 - 86				
Median age	53				
Race, ethnicity	Cases	Hospitalizations	Deaths	Outcomes for Florida residents	
White	1 (14%)	1 (50%)	0	Dixie	
Hispanic	0 (0%)	0 (0%)	0	Hospitalizations	2 (29% of all cases)
Non-Hispanic	1 (14%)	1 (50%)	0	Deaths	0 (0% of all cases)
Unknown ethnicity	0 (0%)	0 (0%)	0	Statewide	
Black	4 (57%)	1 (50%)	0	Hospitalizations	5,945 (17% of all cases)
Hispanic	0 (0%)	0 (0%)	0	Deaths	1,364 (4% of all cases)
Non-Hispanic	3 (43%)	1 (50%)	0		
Unknown ethnicity	1 (14%)	0 (0%)	0		
Other	0 (0%)	0 (0%)	0		
Hispanic	0 (0%)	0 (0%)	0		
Non-Hispanic	0 (0%)	0 (0%)	0		
Unknown ethnicity	0 (0%)	0 (0%)	0		
Unknown race	2 (29%)	0 (0%)	0		
Hispanic	0 (0%)	0 (0%)	0		
Non-Hispanic	0 (0%)	0 (0%)	0		
Unknown ethnicity	2 (29%)	0 (0%)	0		
Total	7	2	0		

Hospitalization counts include anyone who was hospitalized at some point during their illness. It does not reflect the number of people currently hospitalized.
Other race includes any person with a race of American Indian/Alaskan native, Asian, native Hawaiian/Pacific Islander, or other.

Laboratory testing for Florida residents and non-Florida residents over the past 2 weeks

Number and percent of positive labs

These counts include the number of people for whom the department received laboratory results by day. This percent is the number of people who test positive for the first time divided by all the people tested that day, excluding people who have previously tested positive.

Date	Number of positives	Percent positive	Number of negatives
4/18	0	0.0%	8
4/19	1	14.3%	6
4/20	0	0.0%	7
4/21	0	0.0%	4
4/22	0	0.0%	3
4/23	1	8.3%	11
4/24	0	0.0%	7
4/25	0	0.0%	10
4/26	0	0.0%	6
4/27	1	14.3%	6
4/28	0	0.0%	7
4/29	1	9.1%	10
4/30	0	0.0%	9
5/1	0	0.0%	6

Emergency department (ED) chief complaint and admission data for Dixie County

Daily percent of ED visits mentioning cough, fever, or shortness of breath

Daily percent of ED visits resulting in cough-associated admissions

Weekly count of ED visits for influenza-like illness

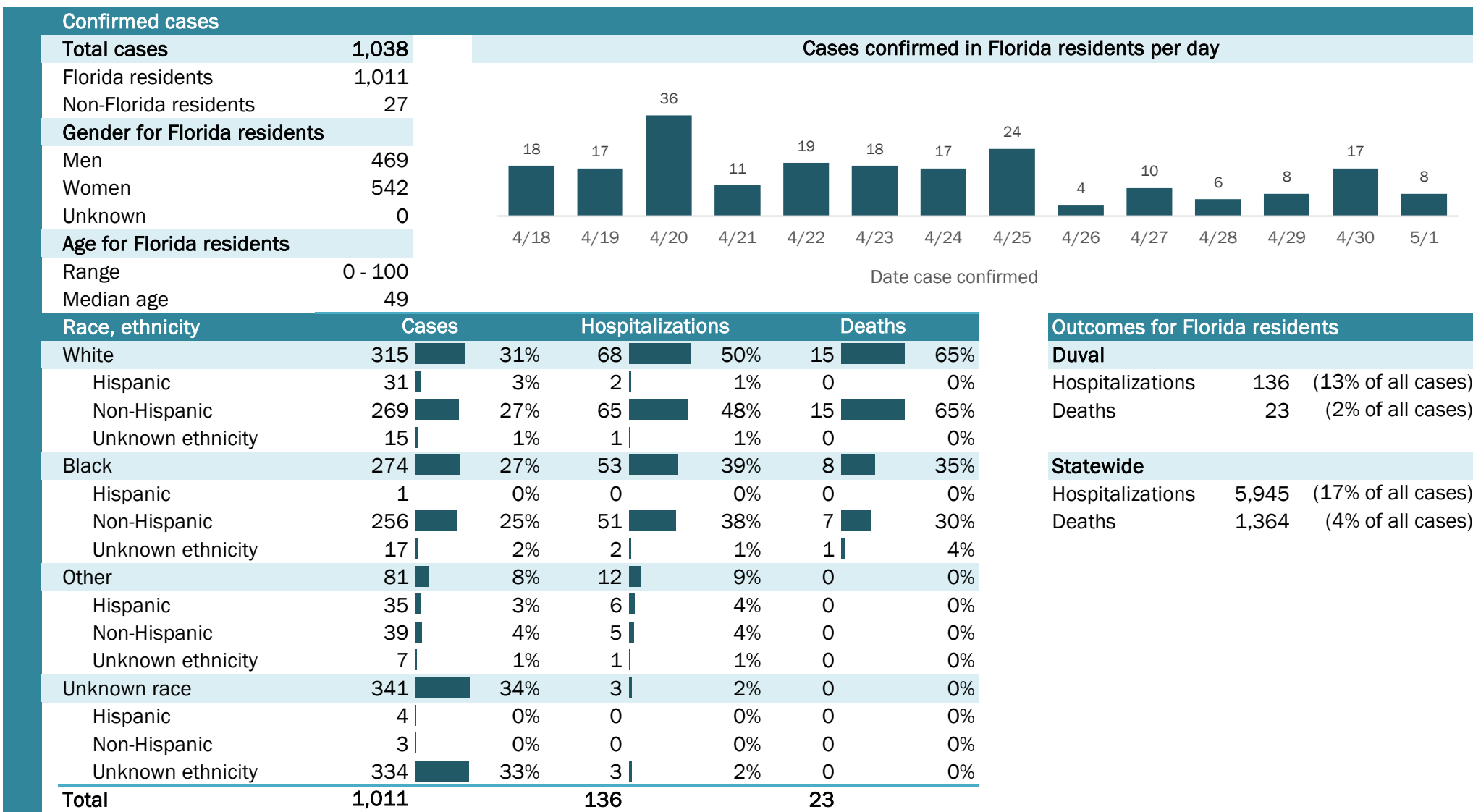
Weekly count of ED visits for COVID-like illness

The Electronic Surveillance System for the Early Notification of Community-Based Epidemics (ESSENCE-FL) includes chief complaint data from 213 of 214 Florida EDs. Data are transmitted electronically to ESSENCE-FL daily or hourly.

Coronavirus: summary for Duval County

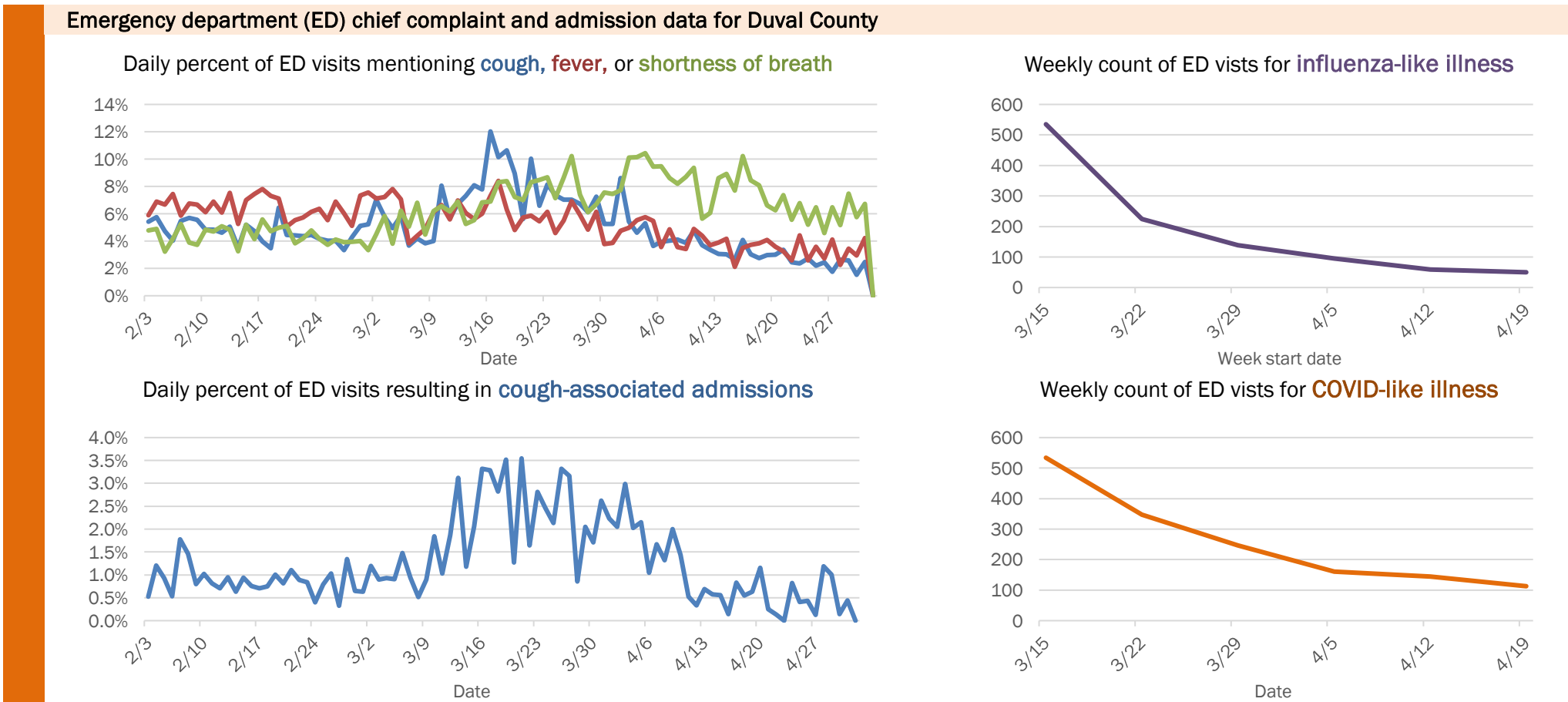
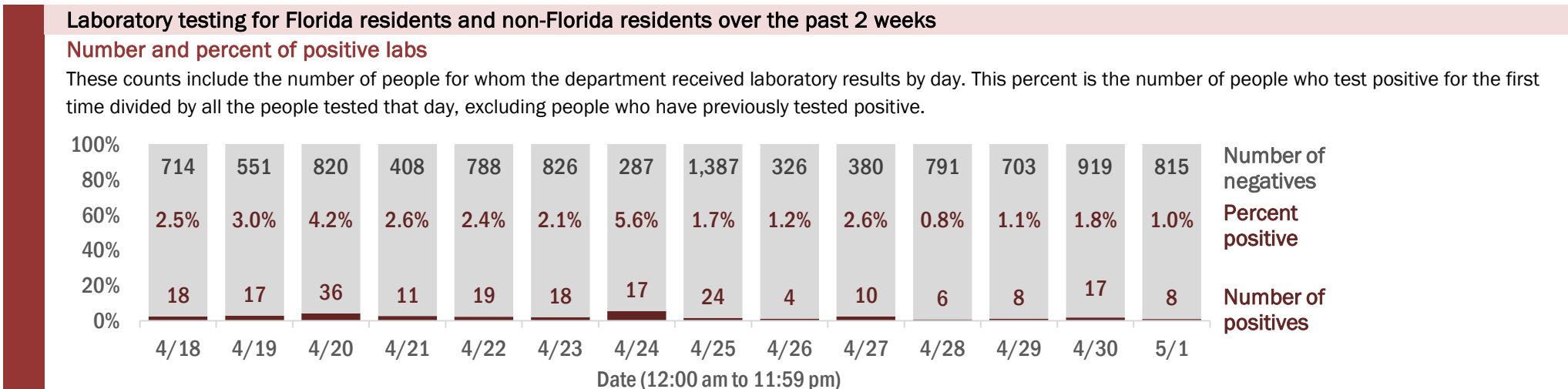
Data for May 2, 2020 (verified at 10 AM)

Data in this report are provisional and subject to change.



Outcomes for Florida residents		
Duval		
Hospitalizations	136	(13% of all cases)
Deaths	23	(2% of all cases)
Statewide		
Hospitalizations	5,945	(17% of all cases)
Deaths	1,364	(4% of all cases)

Hospitalization counts include anyone who was hospitalized at some point during their illness. It does not reflect the number of people currently hospitalized.
Other race includes any person with a race of American Indian/Alaskan native, Asian, native Hawaiian/Pacific Islander, or other.



The Electronic Surveillance System for the Early Notification of Community-Based Epidemics (ESSENCE-FL) includes chief complaint data from 213 of 214 Florida EDs. Data are transmitted electronically to ESSENCE-FL daily or hourly.

Coronavirus: summary for Escambia County

Data for May 2, 2020 (verified at 10 AM)

Data in this report are provisional and subject to change.

Confirmed cases		Cases confirmed in Florida residents per day				
Total cases	538					
Florida residents	462					
Non-Florida residents	76					
Gender for Florida residents						
Men	204					
Women	258					
Unknown	0					
Age for Florida residents						
Range	0 - 105					
Median age	55					
Race, ethnicity		Cases	Hospitalizations	Deaths		
White	223	48%	21	46%	9	69%
Hispanic	5	1%	0	0%	0	0%
Non-Hispanic	197	43%	21	46%	9	69%
Unknown ethnicity	21	5%	0	0%	0	0%
Black	156	34%	22	48%	4	31%
Hispanic	0	0%	0	0%	0	0%
Non-Hispanic	135	29%	22	48%	4	31%
Unknown ethnicity	21	5%	0	0%	0	0%
Other	12	3%	1	2%	0	0%
Hispanic	2	0%	0	0%	0	0%
Non-Hispanic	9	2%	1	2%	0	0%
Unknown ethnicity	1	0%	0	0%	0	0%
Unknown race	71	15%	2	4%	0	0%
Hispanic	3	1%	0	0%	0	0%
Non-Hispanic	1	0%	0	0%	0	0%
Unknown ethnicity	67	15%	2	4%	0	0%
Total	462		46		13	

Outcomes for Florida residents	
Escambia	
Hospitalizations	46 (10% of all cases)
Deaths	13 (3% of all cases)
Statewide	
Hospitalizations	5,945 (17% of all cases)
Deaths	1,364 (4% of all cases)

Hospitalization counts include anyone who was hospitalized at some point during their illness. It does not reflect the number of people currently hospitalized.
Other race includes any person with a race of American Indian/Alaskan native, Asian, native Hawaiian/Pacific Islander, or other.

Laboratory testing for Florida residents and non-Florida residents over the past 2 weeks

Number and percent of positive labs

These counts include the number of people for whom the department received laboratory results by day. This percent is the number of people who test positive for the first time divided by all the people tested that day, excluding people who have previously tested positive.

Date	Number of positives	Percent positive	Number of negatives
4/18	9	4.9%	173
4/19	8	6.8%	109
4/20	8	4.9%	154
4/21	52	15.2%	290
4/22	21	5.0%	399
4/23	3	1.4%	211
4/24	7	3.5%	191
4/25	12	2.0%	599
4/26	11	5.1%	205
4/27	12	10.8%	99
4/28	3	2.7%	107
4/29	11	7.0%	147
4/30	18	4.6%	376
5/1	10	1.8%	554

Emergency department (ED) chief complaint and admission data for Escambia County

Daily percent of ED visits mentioning cough, fever, or shortness of breath

Weekly count of ED visits for influenza-like illness

Daily percent of ED visits resulting in cough-associated admissions

Weekly count of ED visits for COVID-like illness

The Electronic Surveillance System for the Early Notification of Community-Based Epidemics (ESSENCE-FL) includes chief complaint data from 213 of 214 Florida EDs. Data are transmitted electronically to ESSENCE-FL daily or hourly.

Coronavirus: summary for Flagler County

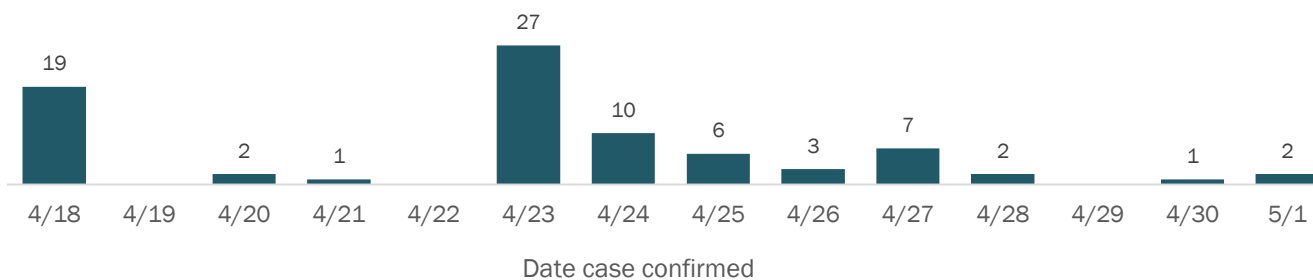
Data for May 2, 2020 (verified at 10 AM)

Data in this report are provisional and subject to change.

Confirmed cases

Total cases	138
Florida residents	134
Non-Florida residents	4
Gender for Florida residents	
Men	56
Women	78
Unknown	0
Age for Florida residents	
Range	7 - 84
Median age	56

Cases confirmed in Florida residents per day



Race, ethnicity	Cases	Hospitalizations	Deaths
White	96 (72%)	10 (77%)	3 (100%)
Hispanic	16 (12%)	2 (15%)	1 (33%)
Non-Hispanic	80 (60%)	8 (62%)	2 (67%)
Unknown ethnicity	0 (0%)	0 (0%)	0 (0%)
Black	13 (10%)	2 (15%)	0 (0%)
Hispanic	0 (0%)	0 (0%)	0 (0%)
Non-Hispanic	13 (10%)	2 (15%)	0 (0%)
Unknown ethnicity	0 (0%)	0 (0%)	0 (0%)
Other	19 (14%)	1 (8%)	0 (0%)
Hispanic	0 (0%)	0 (0%)	0 (0%)
Non-Hispanic	15 (11%)	0 (0%)	0 (0%)
Unknown ethnicity	4 (3%)	1 (8%)	0 (0%)
Unknown race	6 (4%)	0 (0%)	0 (0%)
Hispanic	0 (0%)	0 (0%)	0 (0%)
Non-Hispanic	1 (1%)	0 (0%)	0 (0%)
Unknown ethnicity	5 (4%)	0 (0%)	0 (0%)
Total	134	13	3

Outcomes for Florida residents

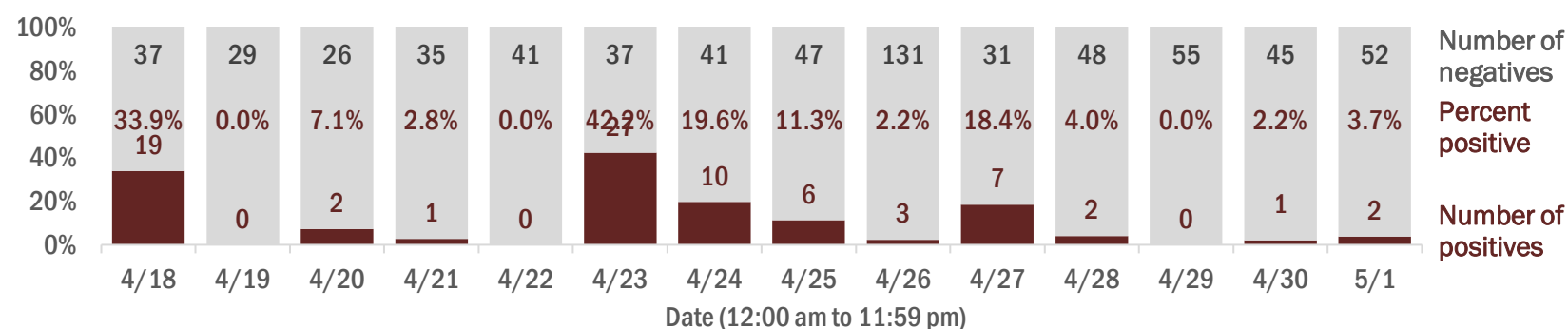
Flagler		
Hospitalizations	13	(10% of all cases)
Deaths	3	(2% of all cases)
Statewide		
Hospitalizations	5,945	(17% of all cases)
Deaths	1,364	(4% of all cases)

Hospitalization counts include anyone who was hospitalized at some point during their illness. It does not reflect the number of people currently hospitalized.
Other race includes any person with a race of American Indian/Alaskan native, Asian, native Hawaiian/Pacific Islander, or other.

Laboratory testing for Florida residents and non-Florida residents over the past 2 weeks

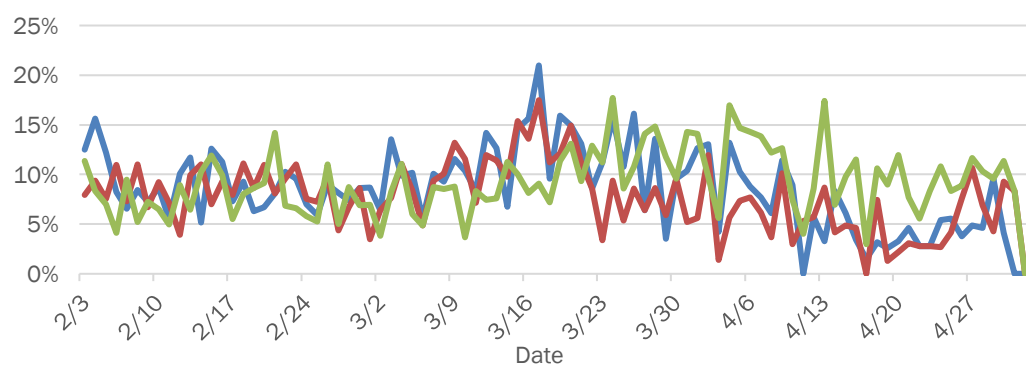
Number and percent of positive labs

These counts include the number of people for whom the department received laboratory results by day. This percent is the number of people who test positive for the first time divided by all the people tested that day, excluding people who have previously tested positive.

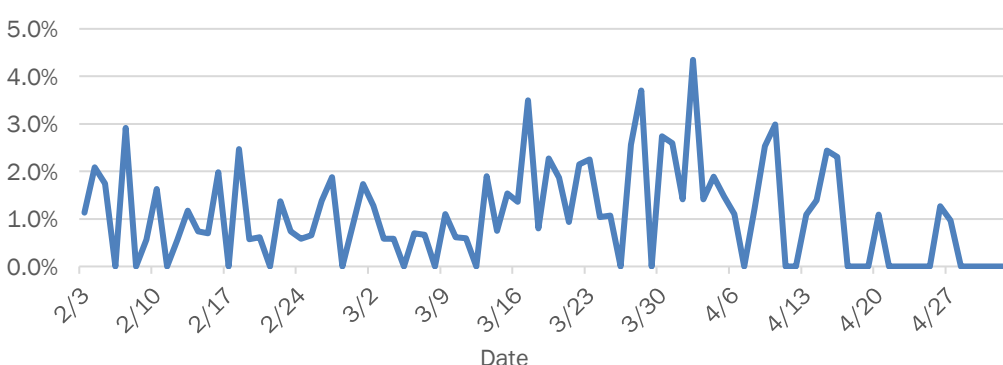


Emergency department (ED) chief complaint and admission data for Flagler County

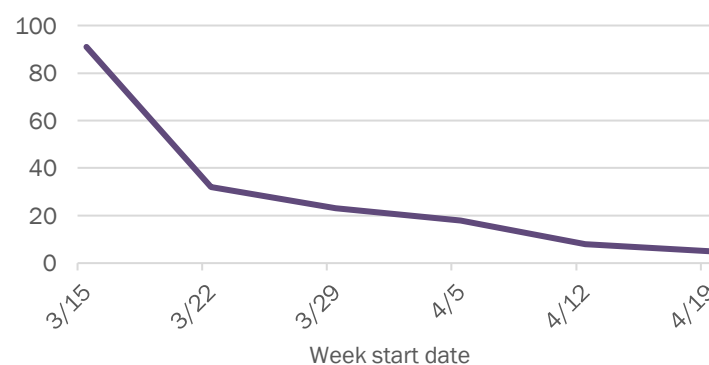
Daily percent of ED visits mentioning cough, fever, or shortness of breath



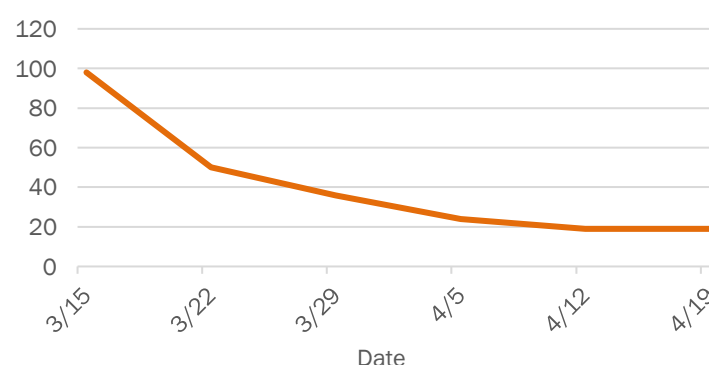
Daily percent of ED visits resulting in cough-associated admissions



Weekly count of ED visits for influenza-like illness



Weekly count of ED visits for COVID-like illness



The Electronic Surveillance System for the Early Notification of Community-Based Epidemics (ESSENCE-FL) includes chief complaint data from 213 of 214 Florida EDs. Data are transmitted electronically to ESSENCE-FL daily or hourly.

Coronavirus: summary for Franklin County

Data for May 2, 2020 (verified at 10 AM)

Data in this report are provisional and subject to change.

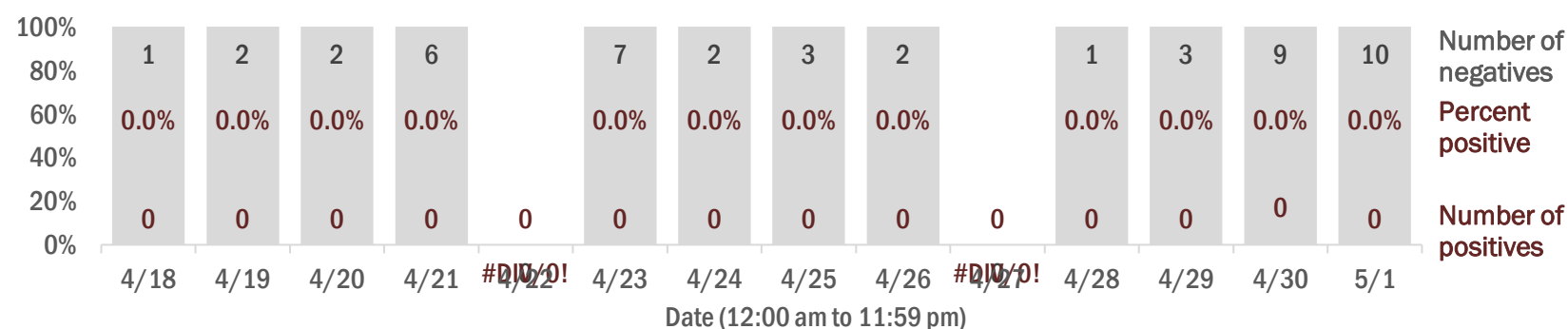
Confirmed cases		Cases confirmed in Florida residents per day													
Total cases	2	4/18	4/19	4/20	4/21	4/22	4/23	4/24	4/25	4/26	4/27	4/28	4/29	4/30	5/1
Florida residents	1														
Non-Florida residents	1														
Gender for Florida residents															
Men	0														
Women	1														
Unknown	0														
Age for Florida residents															
Range	60 - 60														
Median age	60														
Race, ethnicity		Cases	Hospitalizations		Deaths		Outcomes for Florida residents								
White	1	100%	0	N/A	0	N/A	Franklin								
Hispanic	0	0%	0	N/A	0	N/A	Hospitalizations	0	(0% of all cases)						
Non-Hispanic	1	100%	0	N/A	0	N/A	Deaths	0	(0% of all cases)						
Unknown ethnicity	0	0%	0	N/A	0	N/A	Statewide								
Black	0	0%	0	N/A	0	N/A	Hospitalizations	5,945	(17% of all cases)						
Hispanic	0	0%	0	N/A	0	N/A	Deaths	1,364	(4% of all cases)						
Non-Hispanic	0	0%	0	N/A	0	N/A									
Unknown ethnicity	0	0%	0	N/A	0	N/A									
Other	0	0%	0	N/A	0	N/A									
Hispanic	0	0%	0	N/A	0	N/A									
Non-Hispanic	0	0%	0	N/A	0	N/A									
Unknown ethnicity	0	0%	0	N/A	0	N/A									
Unknown race	0	0%	0	N/A	0	N/A									
Hispanic	0	0%	0	N/A	0	N/A									
Non-Hispanic	0	0%	0	N/A	0	N/A									
Unknown ethnicity	0	0%	0	N/A	0	N/A									
Total	1		0		0										

Hospitalization counts include anyone who was hospitalized at some point during their illness. It does not reflect the number of people currently hospitalized.
Other race includes any person with a race of American Indian/Alaskan native, Asian, native Hawaiian/Pacific Islander, or other.

Laboratory testing for Florida residents and non-Florida residents over the past 2 weeks

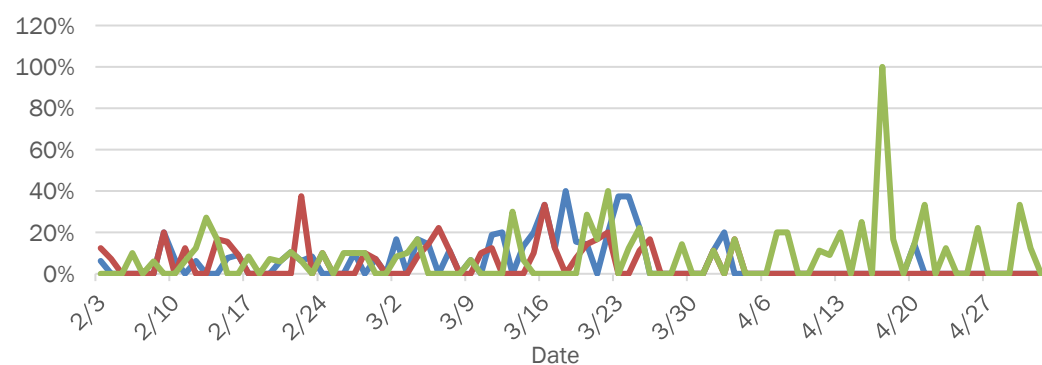
Number and percent of positive labs

These counts include the number of people for whom the department received laboratory results by day. This percent is the number of people who test positive for the first time divided by all the people tested that day, excluding people who have previously tested positive.

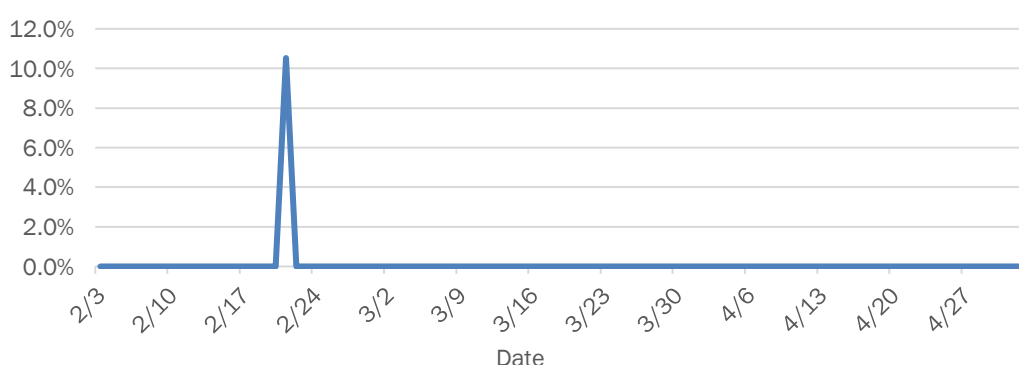


Emergency department (ED) chief complaint and admission data for Franklin County

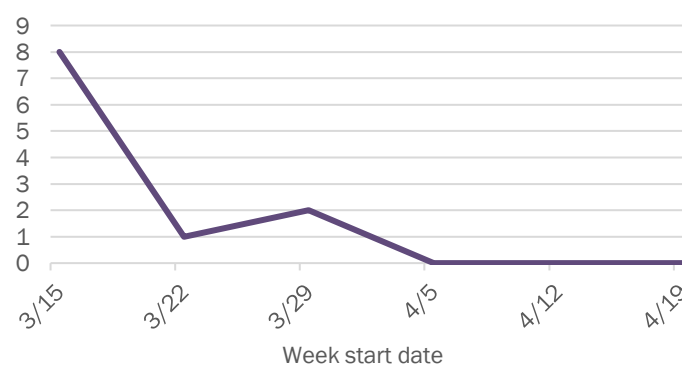
Daily percent of ED visits mentioning cough, fever, or shortness of breath



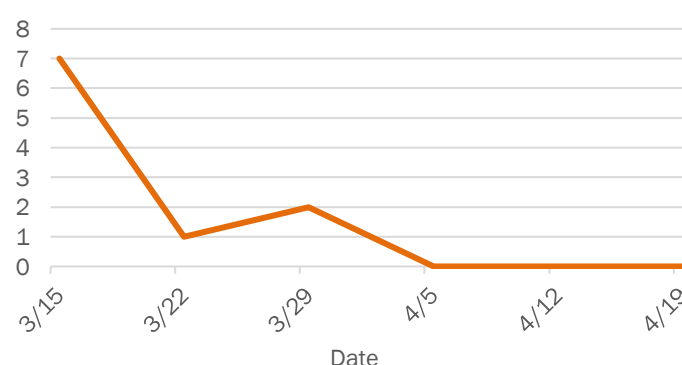
Daily percent of ED visits resulting in cough-associated admissions



Weekly count of ED visits for influenza-like illness



Weekly count of ED visits for COVID-like illness



The Electronic Surveillance System for the Early Notification of Community-Based Epidemics (ESSENCE-FL) includes chief complaint data from 213 of 214 Florida EDs. Data are transmitted electronically to ESSENCE-FL daily or hourly.

Coronavirus: summary for Gadsden County

Data for May 2, 2020 (verified at 10 AM)

Data in this report are provisional and subject to change.

Confirmed cases		Cases confirmed in Florida residents per day													
Total cases	105														
Florida residents	104														
Non-Florida residents	1														
Gender for Florida residents															
Men	35														
Women	68														
Unknown	1														
Age for Florida residents															
Range	4 - 83														
Median age	46														
Race, ethnicity		Cases	Hospitalizations	Deaths	Outcomes for Florida residents										
White	11	11%	6	32%	0	Gadsden									
Hispanic	1	1%	0	0%	0	Hospitalizations 19 (18% of all cases)									
Non-Hispanic	7	7%	4	21%	0	Deaths 0 (0% of all cases)									
Unknown ethnicity	3	3%	2	11%	0	Statewide									
Black	65	63%	11	58%	0	Hospitalizations 5,945 (17% of all cases)									
Hispanic	0	0%	0	0%	0	Deaths 1,364 (4% of all cases)									
Non-Hispanic	59	57%	11	58%	0										
Unknown ethnicity	6	6%	0	0%	0										
Other	2	2%	2	11%	0										
Hispanic	2	2%	2	11%	0										
Non-Hispanic	0	0%	0	0%	0										
Unknown ethnicity	0	0%	0	0%	0										
Unknown race	26	25%	0	0%	0										
Hispanic	0	0%	0	0%	0										
Non-Hispanic	1	1%	0	0%	0										
Unknown ethnicity	25	24%	0	0%	0										
Total	104		19		0										

Hospitalization counts include anyone who was hospitalized at some point during their illness. It does not reflect the number of people currently hospitalized. Other race includes any person with a race of American Indian/Alaskan native, Asian, native Hawaiian/Pacific Islander, or other.

Laboratory testing for Florida residents and non-Florida residents over the past 2 weeks

Number and percent of positive labs

These counts include the number of people for whom the department received laboratory results by day. This percent is the number of people who test positive for the first time divided by all the people tested that day, excluding people who have previously tested positive.

Date	Number of positives	Percent positive	Number of negatives
4/18	3	10.7%	25
4/19	2	16.7%	10
4/20	6	30.0%	14
4/21	2	16.7%	10
4/22	2	20.0%	8
4/23	9	25.0%	27
4/24	8	28.6%	20
4/25	2	11.8%	15
4/26	5	26.3%	14
4/27	5	29.4%	12
4/28	3	23.1%	10
4/29	1	5.0%	19
4/30	8	44.4%	10
5/1	0	0.0%	30

Emergency department (ED) chief complaint and admission data for Gadsden County

Daily percent of ED visits mentioning cough, fever, or shortness of breath

Weekly count of ED visits for influenza-like illness

Daily percent of ED visits resulting in cough-associated admissions

Weekly count of ED visits for COVID-like illness

The Electronic Surveillance System for the Early Notification of Community-Based Epidemics (ESSENCE-FL) includes chief complaint data from 213 of 214 Florida EDs. Data are transmitted electronically to ESSENCE-FL daily or hourly.

Coronavirus: summary for Gilchrist County

Data for May 2, 2020 (verified at 10 AM)

Data in this report are provisional and subject to change.

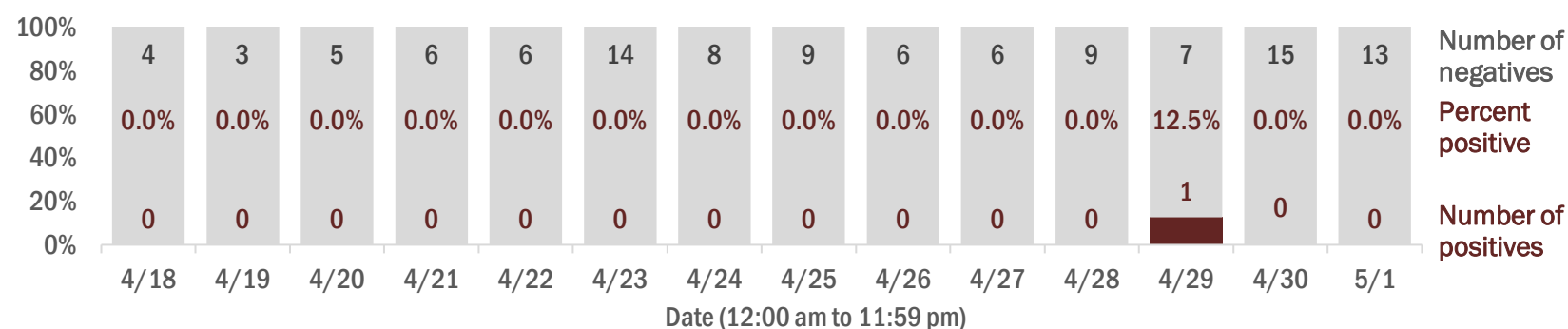
Confirmed cases		Cases confirmed in Florida residents per day									
Total cases	5										
Florida residents	5										
Non-Florida residents	0										
Gender for Florida residents											
Men	2										
Women	3										
Unknown	0										
Age for Florida residents											
Range	25 - 56										
Median age	47										
Race, ethnicity		Cases	Hospitalizations		Deaths		Outcomes for Florida residents				
White		4	80%	0	N/A	0	Gilchrist				
Hispanic		0	0%	0	N/A	0	Hospitalizations 0 (0% of all cases)				
Non-Hispanic		4	80%	0	N/A	0	Deaths 0 (0% of all cases)				
Unknown ethnicity		0	0%	0	N/A	0	Statewide				
Black		1	20%	0	N/A	0	Hospitalizations 5,945 (17% of all cases)				
Hispanic		0	0%	0	N/A	0	Deaths 1,364 (4% of all cases)				
Non-Hispanic		1	20%	0	N/A	0					
Unknown ethnicity		0	0%	0	N/A	0					
Other		0	0%	0	N/A	0					
Hispanic		0	0%	0	N/A	0					
Non-Hispanic		0	0%	0	N/A	0					
Unknown ethnicity		0	0%	0	N/A	0					
Unknown race		0	0%	0	N/A	0					
Hispanic		0	0%	0	N/A	0					
Non-Hispanic		0	0%	0	N/A	0					
Unknown ethnicity		0	0%	0	N/A	0					
Total	5			0							

Hospitalization counts include anyone who was hospitalized at some point during their illness. It does not reflect the number of people currently hospitalized.
Other race includes any person with a race of American Indian/Alaskan native, Asian, native Hawaiian/Pacific Islander, or other.

Laboratory testing for Florida residents and non-Florida residents over the past 2 weeks

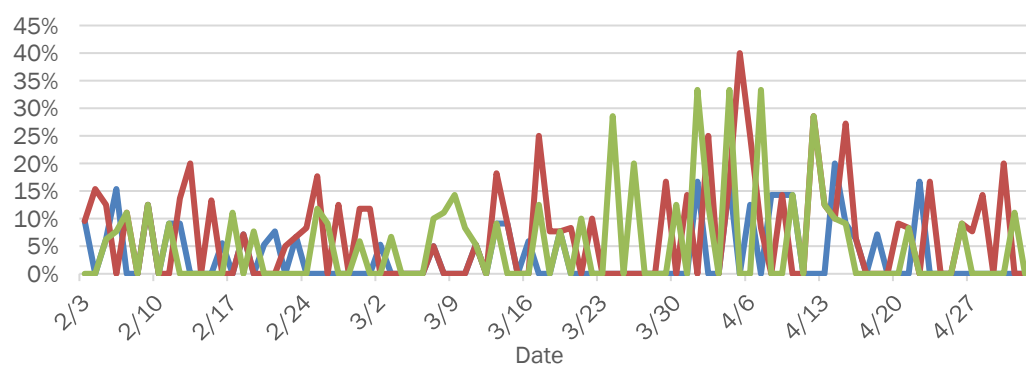
Number and percent of positive labs

These counts include the number of people for whom the department received laboratory results by day. This percent is the number of people who test positive for the first time divided by all the people tested that day, excluding people who have previously tested positive.

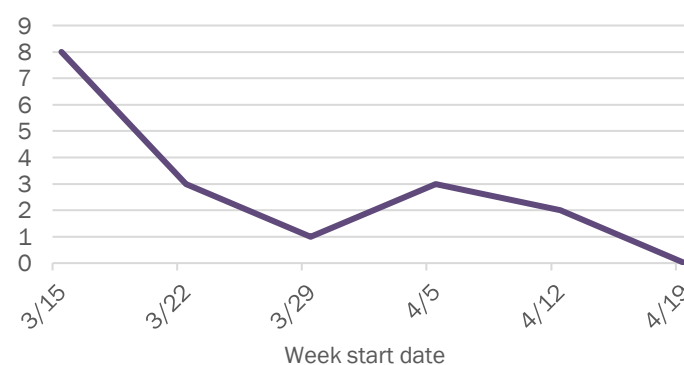


Emergency department (ED) chief complaint and admission data for Gilchrist County

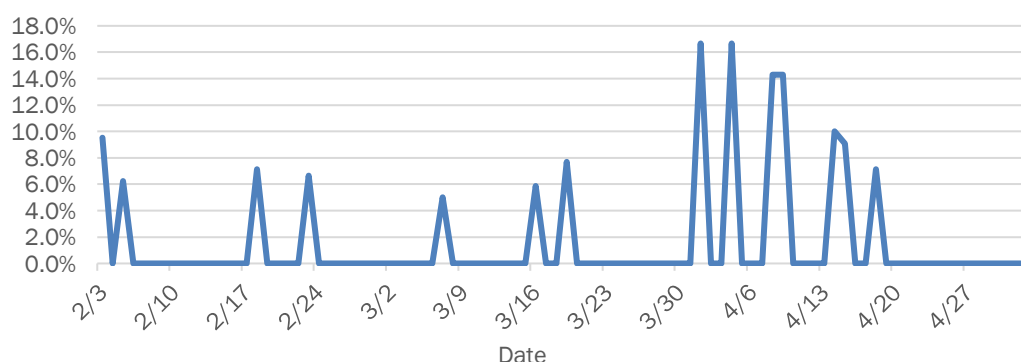
Daily percent of ED visits mentioning cough, fever, or shortness of breath



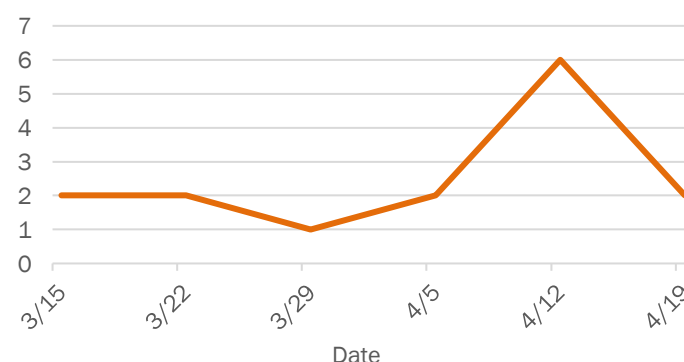
Weekly count of ED visits for influenza-like illness



Daily percent of ED visits resulting in cough-associated admissions



Weekly count of ED visits for COVID-like illness



The Electronic Surveillance System for the Early Notification of Community-Based Epidemics (ESSENCE-FL) includes chief complaint data from 213 of 214 Florida EDs. Data are transmitted electronically to ESSENCE-FL daily or hourly.

Coronavirus: summary for Glades County

Data for May 2, 2020 (verified at 10 AM)

Data in this report are provisional and subject to change.

Confirmed cases		Cases confirmed in Florida residents per day	
Total cases	6	1	
Florida residents	6		
Non-Florida residents	0		
Gender for Florida residents			
Men	3		
Women	3		
Unknown	0		
Age for Florida residents			
Range	30 - 89		
Median age	61		
Race, ethnicity	Cases	Hospitalizations	Deaths
White	3 (50%)	2 (67%)	1 (100%)
Hispanic	0 (0%)	0 (0%)	0 (0%)
Non-Hispanic	3 (50%)	2 (67%)	1 (100%)
Unknown ethnicity	0 (0%)	0 (0%)	0 (0%)
Black	3 (50%)	1 (33%)	0 (0%)
Hispanic	0 (0%)	0 (0%)	0 (0%)
Non-Hispanic	2 (33%)	1 (33%)	0 (0%)
Unknown ethnicity	1 (17%)	0 (0%)	0 (0%)
Other	0 (0%)	0 (0%)	0 (0%)
Hispanic	0 (0%)	0 (0%)	0 (0%)
Non-Hispanic	0 (0%)	0 (0%)	0 (0%)
Unknown ethnicity	0 (0%)	0 (0%)	0 (0%)
Unknown race	0 (0%)	0 (0%)	0 (0%)
Hispanic	0 (0%)	0 (0%)	0 (0%)
Non-Hispanic	0 (0%)	0 (0%)	0 (0%)
Unknown ethnicity	0 (0%)	0 (0%)	0 (0%)
Total	6	3	1

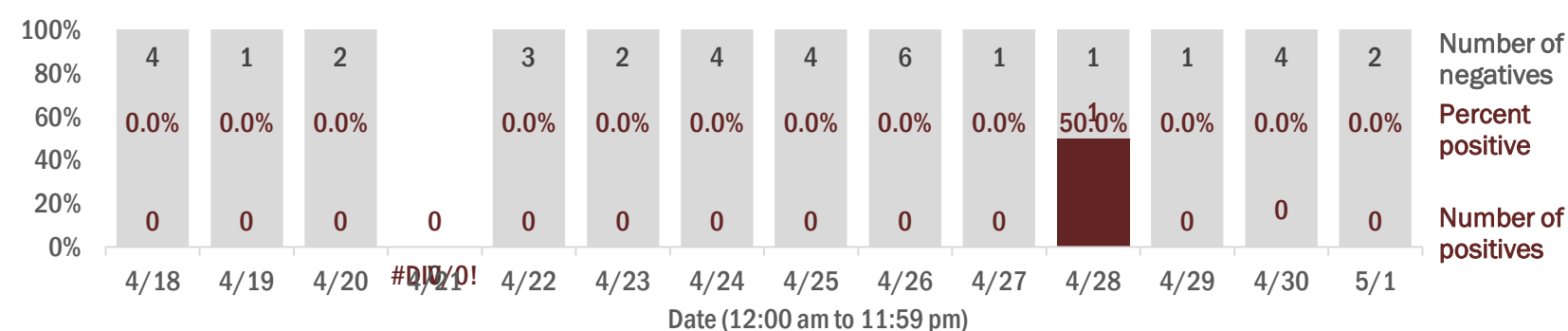
Outcomes for Florida residents	
Glades	
Hospitalizations	3 (50% of all cases)
Deaths	1 (17% of all cases)
Statewide	
Hospitalizations	5,945 (17% of all cases)
Deaths	1,364 (4% of all cases)

Hospitalization counts include anyone who was hospitalized at some point during their illness. It does not reflect the number of people currently hospitalized.
Other race includes any person with a race of American Indian/Alaskan native, Asian, native Hawaiian/Pacific Islander, or other.

Laboratory testing for Florida residents and non-Florida residents over the past 2 weeks

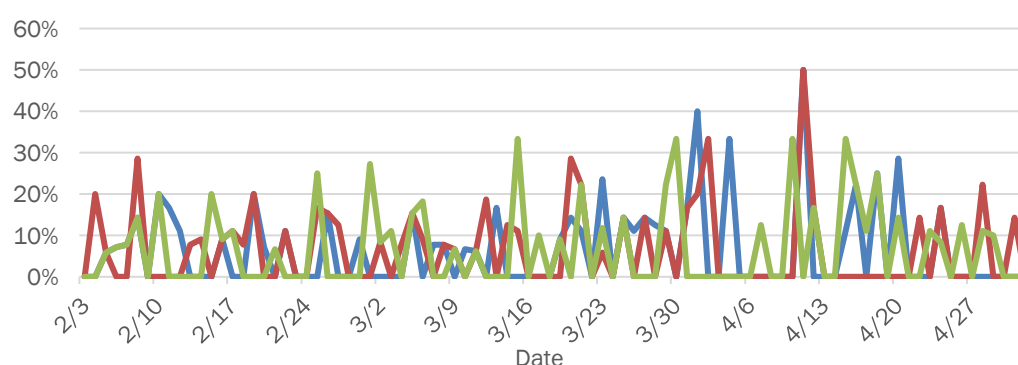
Number and percent of positive labs

These counts include the number of people for whom the department received laboratory results by day. This percent is the number of people who test positive for the first time divided by all the people tested that day, excluding people who have previously tested positive.

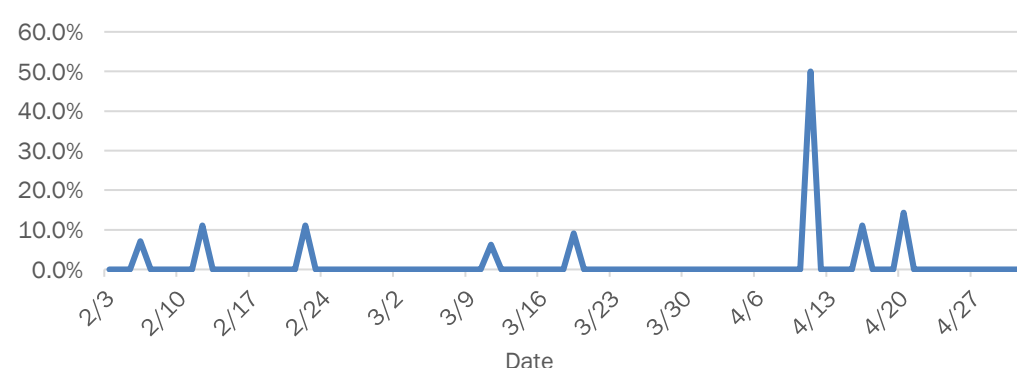


Emergency department (ED) chief complaint and admission data for Glades County

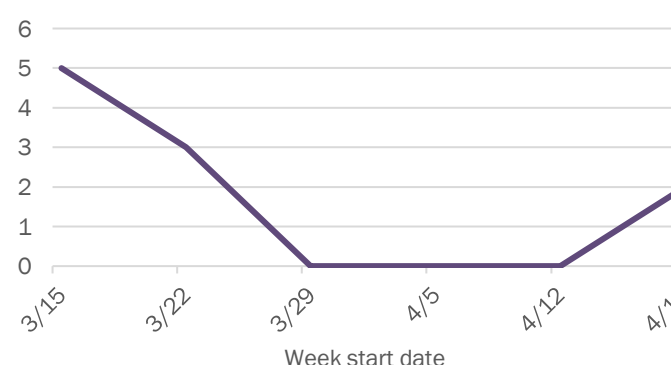
Daily percent of ED visits mentioning cough, fever, or shortness of breath



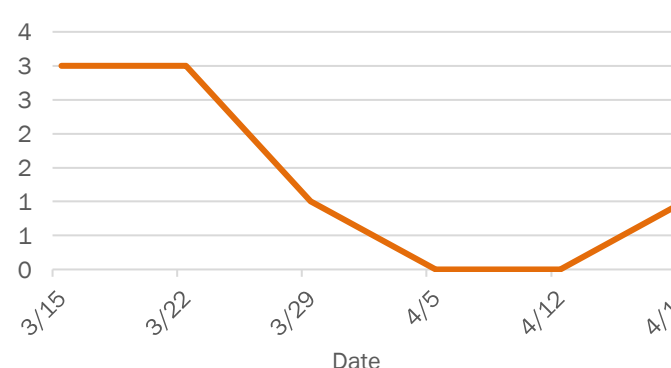
Daily percent of ED visits resulting in cough-associated admissions



Weekly count of ED visits for influenza-like illness



Weekly count of ED visits for COVID-like illness



The Electronic Surveillance System for the Early Notification of Community-Based Epidemics (ESSENCE-FL) includes chief complaint data from 213 of 214 Florida EDs. Data are transmitted electronically to ESSENCE-FL daily or hourly.

Coronavirus: summary for Gulf County

Data for May 2, 2020 (verified at 10 AM)

Data in this report are provisional and subject to change.

Confirmed cases		Cases confirmed in Florida residents per day													
Total cases	1	4/18	4/19	4/20	4/21	4/22	4/23	4/24	4/25	4/26	4/27	4/28	4/29	4/30	5/1
Florida residents	1														
Non-Florida residents	0														
Gender for Florida residents															
Men	0														
Women	1														
Unknown	0														
Age for Florida residents															
Range	42 - 42														
Median age	42														
Race, ethnicity		Cases	Hospitalizations		Deaths										
White	1	100%	0	N/A	0	N/A									
Hispanic	0	0%	0	N/A	0	N/A									
Non-Hispanic	1	100%	0	N/A	0	N/A									
Unknown ethnicity	0	0%	0	N/A	0	N/A									
Black	0	0%	0	N/A	0	N/A									
Hispanic	0	0%	0	N/A	0	N/A									
Non-Hispanic	0	0%	0	N/A	0	N/A									
Unknown ethnicity	0	0%	0	N/A	0	N/A									
Other	0	0%	0	N/A	0	N/A									
Hispanic	0	0%	0	N/A	0	N/A									
Non-Hispanic	0	0%	0	N/A	0	N/A									
Unknown ethnicity	0	0%	0	N/A	0	N/A									
Unknown race	0	0%	0	N/A	0	N/A									
Hispanic	0	0%	0	N/A	0	N/A									
Non-Hispanic	0	0%	0	N/A	0	N/A									
Unknown ethnicity	0	0%	0	N/A	0	N/A									
Total	1		0		0										

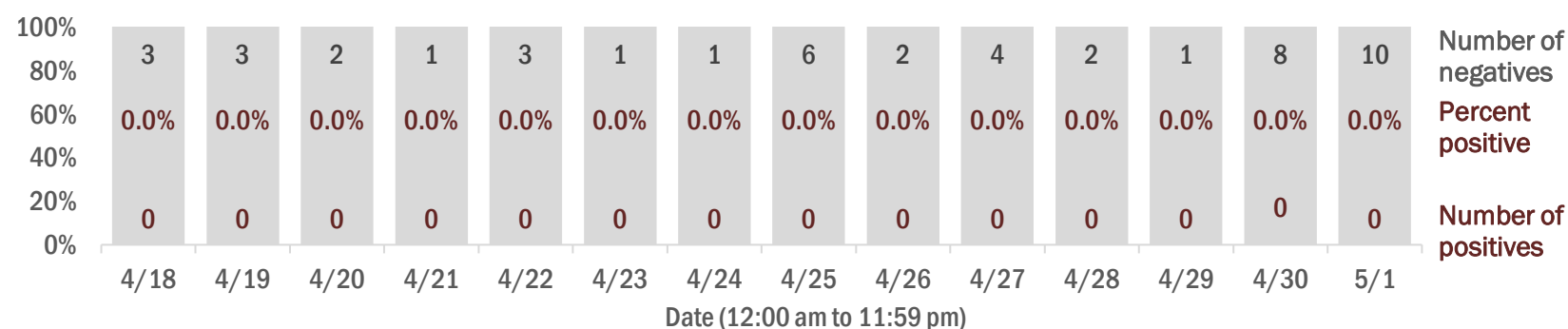
Outcomes for Florida residents		
Gulf		
Hospitalizations	0	(0% of all cases)
Deaths	0	(0% of all cases)
Statewide		
Hospitalizations	5,945	(17% of all cases)
Deaths	1,364	(4% of all cases)

Hospitalization counts include anyone who was hospitalized at some point during their illness. It does not reflect the number of people currently hospitalized.
Other race includes any person with a race of American Indian/Alaskan native, Asian, native Hawaiian/Pacific Islander, or other.

Laboratory testing for Florida residents and non-Florida residents over the past 2 weeks

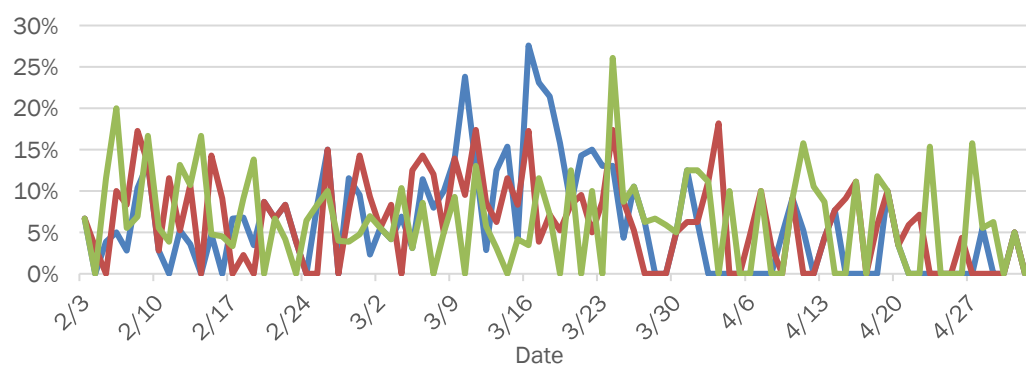
Number and percent of positive labs

These counts include the number of people for whom the department received laboratory results by day. This percent is the number of people who test positive for the first time divided by all the people tested that day, excluding people who have previously tested positive.

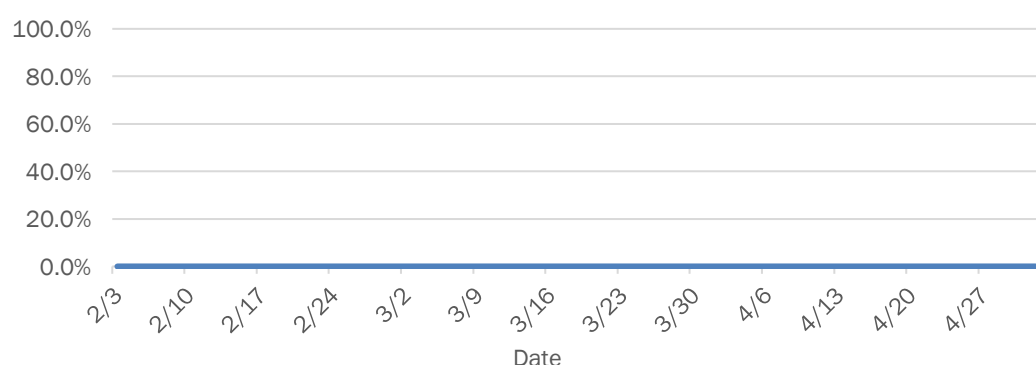


Emergency department (ED) chief complaint and admission data for Gulf County

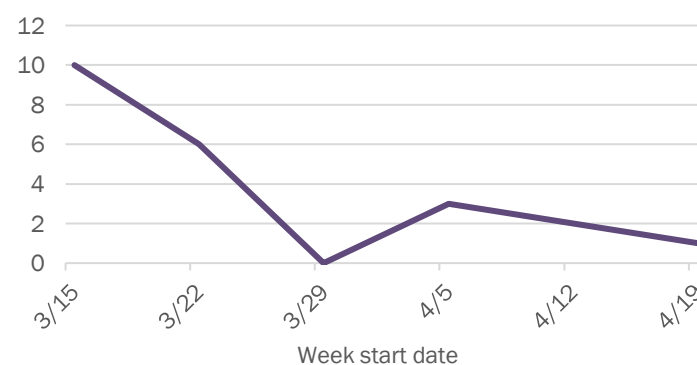
Daily percent of ED visits mentioning cough, fever, or shortness of breath



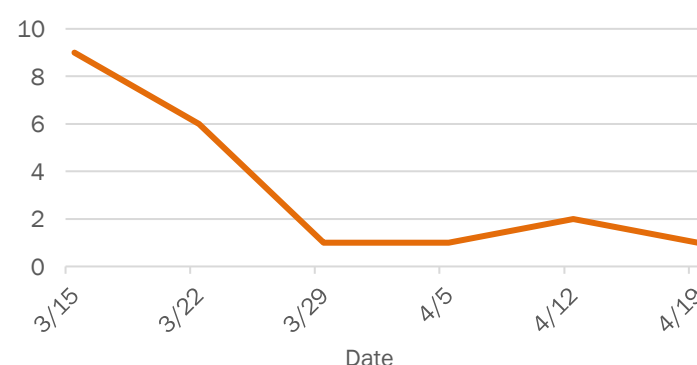
Daily percent of ED visits resulting in cough-associated admissions



Weekly count of ED visits for influenza-like illness



Weekly count of ED visits for COVID-like illness



The Electronic Surveillance System for the Early Notification of Community-Based Epidemics (ESSENCE-FL) includes chief complaint data from 213 of 214 Florida EDs. Data are transmitted electronically to ESSENCE-FL daily or hourly.

Coronavirus: summary for Hamilton County

Data for May 2, 2020 (verified at 10 AM)

Data in this report are provisional and subject to change.

Confirmed cases		Cases confirmed in Florida residents per day																								
Total cases	7																									
Florida residents	6																									
Non-Florida residents	1																									
Gender for Florida residents																										
Men	0																									
Women	6																									
Unknown	0																									
Age for Florida residents																										
Range	32 - 64																									
Median age	50																									
Race, ethnicity		Cases	Hospitalizations	Deaths	<table border="1"> <thead> <tr> <th colspan="3">Outcomes for Florida residents</th> </tr> <tr> <th colspan="3">Hamilton</th> </tr> <tr> <td>Hospitalizations</td> <td>0</td> <td>(0% of all cases)</td> </tr> <tr> <td>Deaths</td> <td>0</td> <td>(0% of all cases)</td> </tr> <tr> <th colspan="3">Statewide</th> </tr> <tr> <td>Hospitalizations</td> <td>5,945</td> <td>(17% of all cases)</td> </tr> <tr> <td>Deaths</td> <td>1,364</td> <td>(4% of all cases)</td> </tr> </thead></table>	Outcomes for Florida residents			Hamilton			Hospitalizations	0	(0% of all cases)	Deaths	0	(0% of all cases)	Statewide			Hospitalizations	5,945	(17% of all cases)	Deaths	1,364	(4% of all cases)
Outcomes for Florida residents																										
Hamilton																										
Hospitalizations	0	(0% of all cases)																								
Deaths	0	(0% of all cases)																								
Statewide																										
Hospitalizations	5,945	(17% of all cases)																								
Deaths	1,364	(4% of all cases)																								
White	4	67%	0	N/A																						
Hispanic	0	0%	0	N/A																						
Non-Hispanic	4	67%	0	N/A																						
Unknown ethnicity	0	0%	0	N/A																						
Black	2	33%	0	N/A																						
Hispanic	0	0%	0	N/A																						
Non-Hispanic	2	33%	0	N/A																						
Unknown ethnicity	0	0%	0	N/A																						
Other	0	0%	0	N/A																						
Hispanic	0	0%	0	N/A																						
Non-Hispanic	0	0%	0	N/A																						
Unknown ethnicity	0	0%	0	N/A																						
Unknown race	0	0%	0	N/A																						
Hispanic	0	0%	0	N/A																						
Non-Hispanic	0	0%	0	N/A																						
Unknown ethnicity	0	0%	0	N/A																						
Total	6		0	0																						

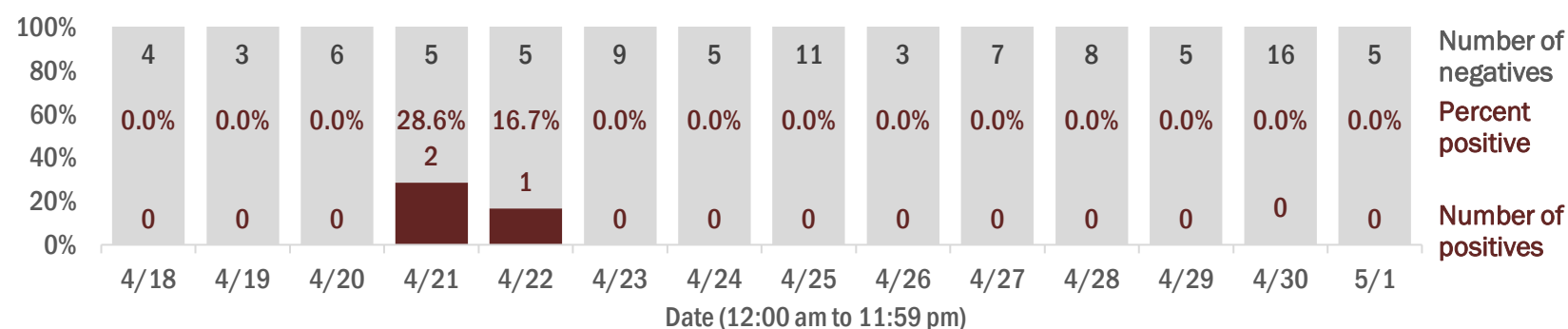
Hospitalization counts include anyone who was hospitalized at some point during their illness. It does not reflect the number of people currently hospitalized.

Other race includes any person with a race of American Indian/Alaskan native, Asian, native Hawaiian/Pacific Islander, or other.

Laboratory testing for Florida residents and non-Florida residents over the past 2 weeks

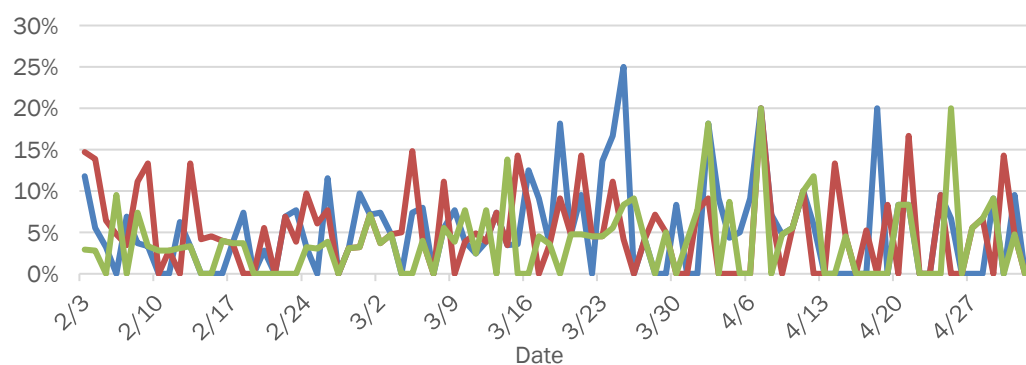
Number and percent of positive labs

These counts include the number of people for whom the department received laboratory results by day. This percent is the number of people who test positive for the first time divided by all the people tested that day, excluding people who have previously tested positive.

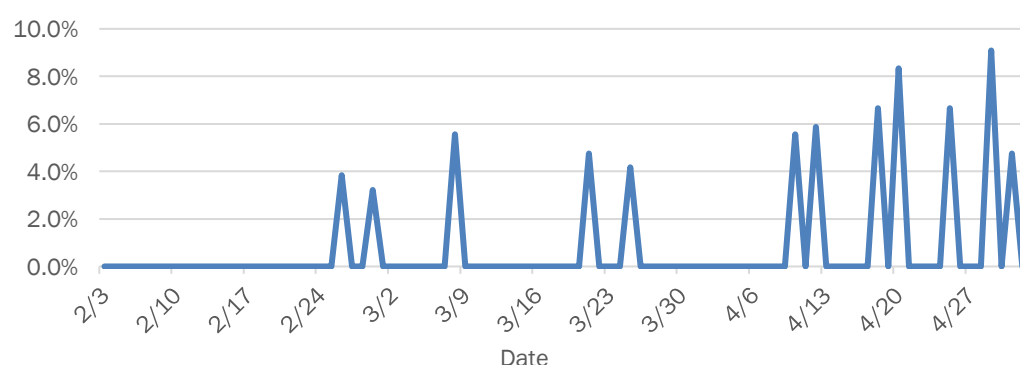


Emergency department (ED) chief complaint and admission data for Hamilton County

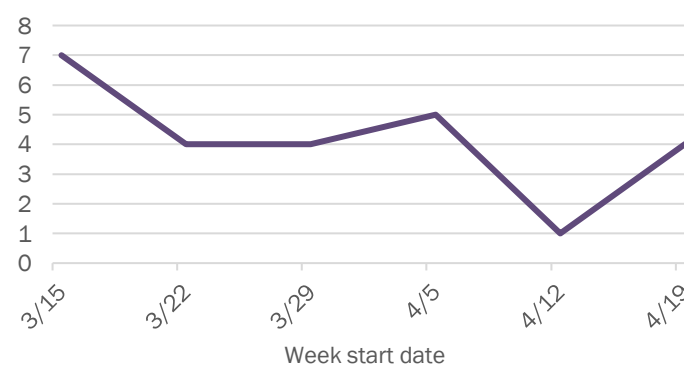
Daily percent of ED visits mentioning cough, fever, or shortness of breath



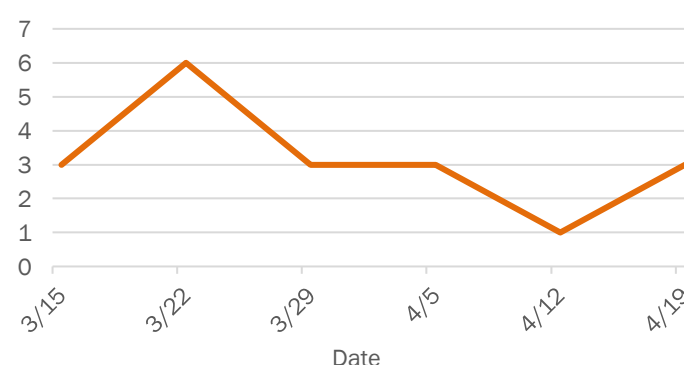
Daily percent of ED visits resulting in cough-associated admissions



Weekly count of ED visits for influenza-like illness



Weekly count of ED visits for COVID-like illness



The Electronic Surveillance System for the Early Notification of Community-Based Epidemics (ESSENCE-FL) includes chief complaint data from 213 of 214 Florida EDs. Data are transmitted electronically to ESSENCE-FL daily or hourly.

Coronavirus: summary for Hardee County

Data for May 2, 2020 (verified at 10 AM)

Data in this report are provisional and subject to change.

Confirmed cases		Cases confirmed in Florida residents per day	
Total cases	29		
Florida residents	27		
Non-Florida residents	2		
Gender for Florida residents			
Men	9		
Women	18		
Unknown	0		
Age for Florida residents			
Range	10 - 83		
Median age	46		

Race, ethnicity	Cases	Hospitalizations	Deaths
White	12 (44%)	2 (33%)	0 (N/A)
Hispanic	4 (15%)	0 (0%)	0 (N/A)
Non-Hispanic	8 (30%)	2 (33%)	0 (N/A)
Unknown ethnicity	0 (0%)	0 (0%)	0 (N/A)
Black	14 (52%)	4 (67%)	0 (N/A)
Hispanic	0 (0%)	0 (0%)	0 (N/A)
Non-Hispanic	14 (52%)	4 (67%)	0 (N/A)
Unknown ethnicity	0 (0%)	0 (0%)	0 (N/A)
Other	1 (4%)	0 (0%)	0 (N/A)
Hispanic	0 (0%)	0 (0%)	0 (N/A)
Non-Hispanic	1 (4%)	0 (0%)	0 (N/A)
Unknown ethnicity	0 (0%)	0 (0%)	0 (N/A)
Unknown race	0 (0%)	0 (0%)	0 (N/A)
Hispanic	0 (0%)	0 (0%)	0 (N/A)
Non-Hispanic	0 (0%)	0 (0%)	0 (N/A)
Unknown ethnicity	0 (0%)	0 (0%)	0 (N/A)
Total	27	6	0

Outcomes for Florida residents	
Hardee	
Hospitalizations	6 (22% of all cases)
Deaths	0 (0% of all cases)
Statewide	
Hospitalizations	5,945 (17% of all cases)
Deaths	1,364 (4% of all cases)

Hospitalization counts include anyone who was hospitalized at some point during their illness. It does not reflect the number of people currently hospitalized.
Other race includes any person with a race of American Indian/Alaskan native, Asian, native Hawaiian/Pacific Islander, or other.

Laboratory testing for Florida residents and non-Florida residents over the past 2 weeks

Number and percent of positive labs

These counts include the number of people for whom the department received laboratory results by day. This percent is the number of people who test positive for the first time divided by all the people tested that day, excluding people who have previously tested positive.

Date	Number of positives	Percent positive	Number of negatives
4/18	0	0.0%	6
4/19	0	0.0%	3
4/20	0	0.0%	0
4/21	0	0.0%	1
4/22	0	0.0%	1
4/23	3	33.3%	6
4/24	3	50.0%	2
4/25	0	0.0%	4
4/26	3	27.3%	8
4/27	2	50.0%	2
4/28	2	25.0%	6
4/29	3	30.0%	7
4/30	2	15.4%	11
5/1	1	4.8%	20

Emergency department (ED) chief complaint and admission data for Hardee County

Daily percent of ED visits mentioning cough, fever, or shortness of breath

Daily percent of ED visits resulting in cough-associated admissions

Weekly count of ED visits for influenza-like illness

Weekly count of ED visits for COVID-like illness

The Electronic Surveillance System for the Early Notification of Community-Based Epidemics (ESSENCE-FL) includes chief complaint data from 213 of 214 Florida EDs. Data are transmitted electronically to ESSENCE-FL daily or hourly.

Coronavirus: summary for Hendry County

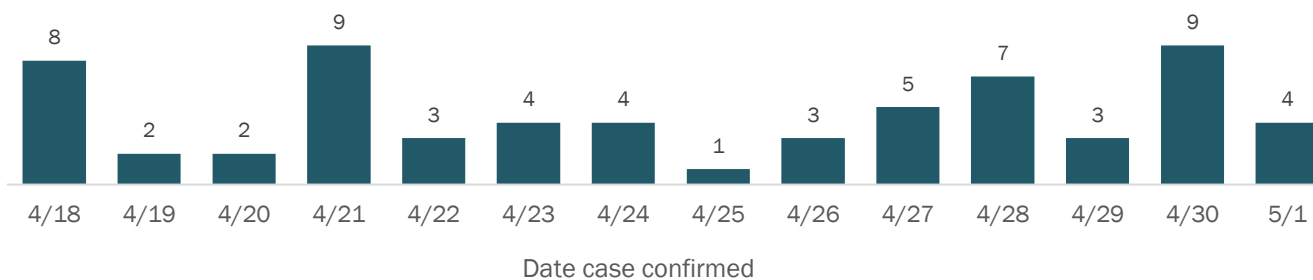
Data for May 2, 2020 (verified at 10 AM)

Data in this report are provisional and subject to change.

Confirmed cases

Total cases	96
Florida residents	96
Non-Florida residents	0
Gender for Florida residents	
Men	47
Women	49
Unknown	0
Age for Florida residents	
Range	2 - 101
Median age	50

Cases confirmed in Florida residents per day



Race, ethnicity	Cases	Hospitalizations	Deaths
White	61 (64%)	12 (55%)	4 (100%)
Hispanic	33 (34%)	7 (32%)	2 (50%)
Non-Hispanic	26 (27%)	5 (23%)	2 (50%)
Unknown ethnicity	2 (2%)	0 (0%)	0 (0%)
Black	34 (35%)	10 (45%)	0 (0%)
Hispanic	0 (0%)	0 (0%)	0 (0%)
Non-Hispanic	33 (34%)	9 (41%)	0 (0%)
Unknown ethnicity	1 (1%)	1 (5%)	0 (0%)
Other	1 (1%)	0 (0%)	0 (0%)
Hispanic	1 (1%)	0 (0%)	0 (0%)
Non-Hispanic	0 (0%)	0 (0%)	0 (0%)
Unknown ethnicity	0 (0%)	0 (0%)	0 (0%)
Unknown race	0 (0%)	0 (0%)	0 (0%)
Hispanic	0 (0%)	0 (0%)	0 (0%)
Non-Hispanic	0 (0%)	0 (0%)	0 (0%)
Unknown ethnicity	0 (0%)	0 (0%)	0 (0%)
Total	96	22	4

Outcomes for Florida residents

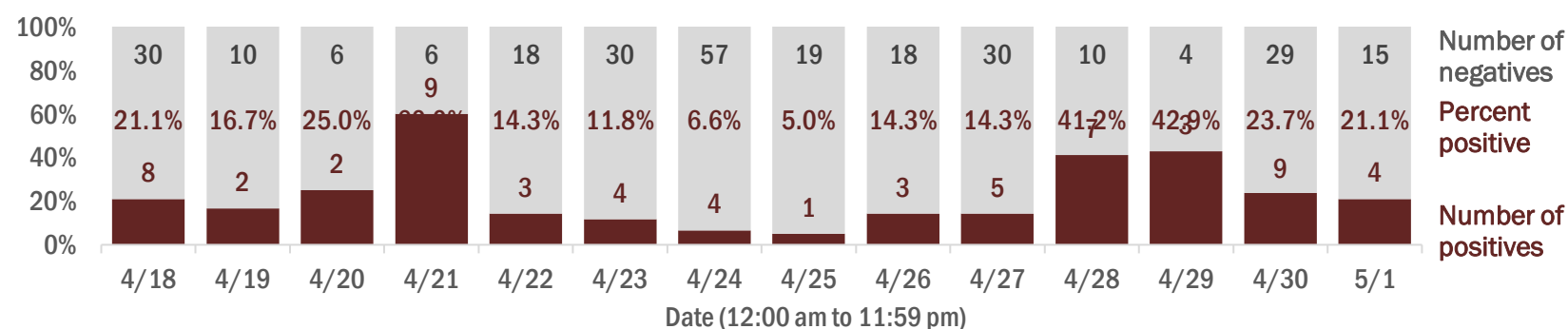
Hendry		
Hospitalizations	22	(23% of all cases)
Deaths	4	(4% of all cases)
Statewide		
Hospitalizations	5,945	(17% of all cases)
Deaths	1,364	(4% of all cases)

Hospitalization counts include anyone who was hospitalized at some point during their illness. It does not reflect the number of people currently hospitalized.
Other race includes any person with a race of American Indian/Alaskan native, Asian, native Hawaiian/Pacific Islander, or other.

Laboratory testing for Florida residents and non-Florida residents over the past 2 weeks

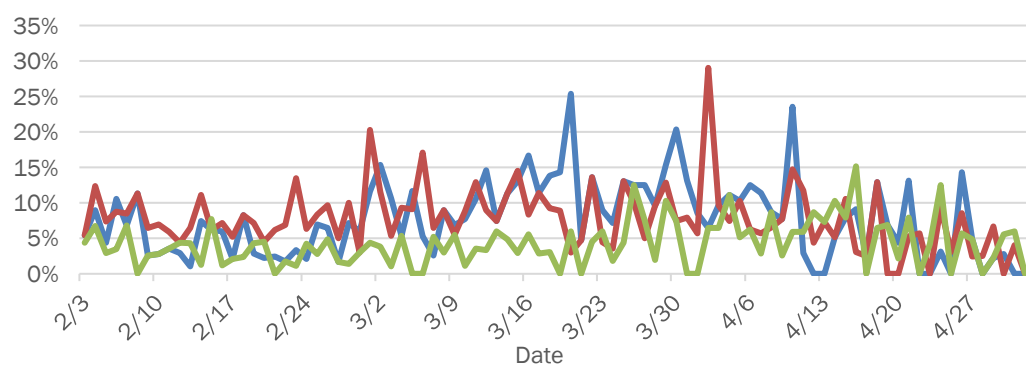
Number and percent of positive labs

These counts include the number of people for whom the department received laboratory results by day. This percent is the number of people who test positive for the first time divided by all the people tested that day, excluding people who have previously tested positive.

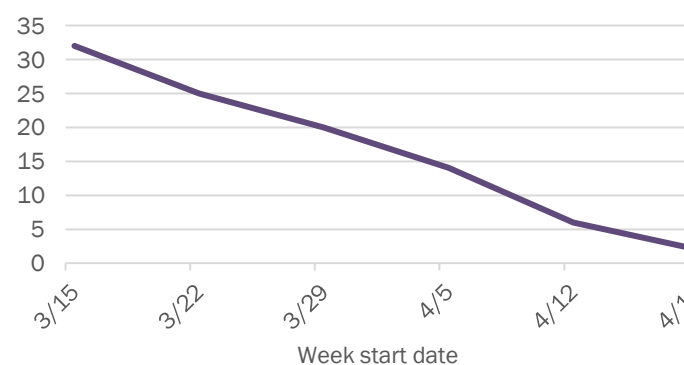


Emergency department (ED) chief complaint and admission data for Hendry County

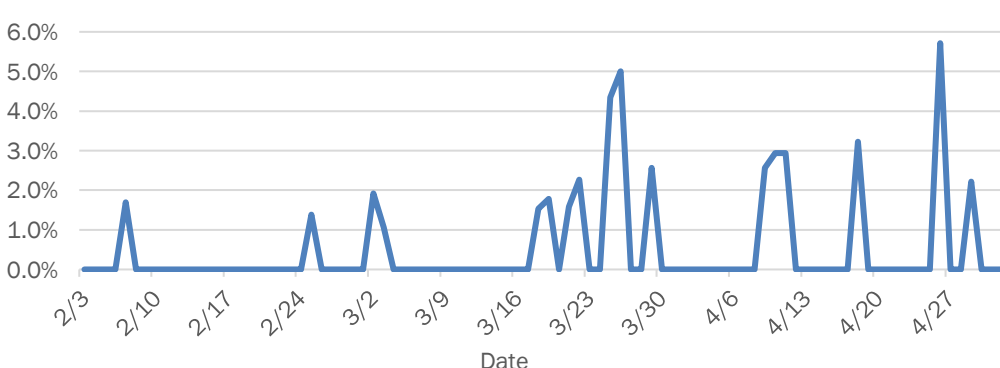
Daily percent of ED visits mentioning cough, fever, or shortness of breath



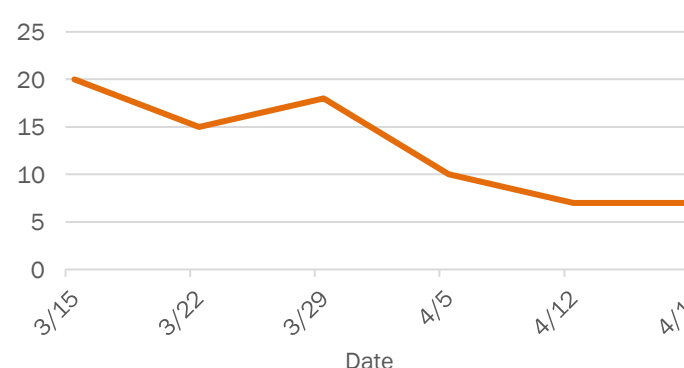
Weekly count of ED visits for influenza-like illness



Daily percent of ED visits resulting in cough-associated admissions



Weekly count of ED visits for COVID-like illness



The Electronic Surveillance System for the Early Notification of Community-Based Epidemics (ESSENCE-FL) includes chief complaint data from 213 of 214 Florida EDs. Data are transmitted electronically to ESSENCE-FL daily or hourly.

Coronavirus: summary for Hernando County

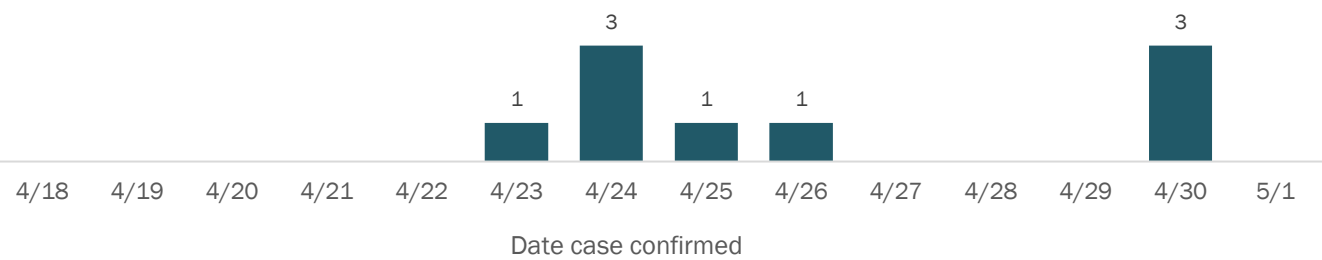
Data for May 2, 2020 (verified at 10 AM)

Data in this report are provisional and subject to change.

Confirmed cases

Total cases	92
Florida residents	86
Non-Florida residents	6
Gender for Florida residents	
Men	43
Women	43
Unknown	0
Age for Florida residents	
Range	1 - 85
Median age	48

Cases confirmed in Florida residents per day



Race, ethnicity	Cases	Hospitalizations	Deaths
White	64 (74%)	14 (70%)	3 (60%)
Hispanic	12 (14%)	3 (15%)	1 (20%)
Non-Hispanic	37 (43%)	10 (50%)	1 (20%)
Unknown ethnicity	15 (17%)	1 (5%)	1 (20%)
Black	7 (8%)	3 (15%)	1 (20%)
Hispanic	0 (0%)	0 (0%)	0 (0%)
Non-Hispanic	5 (6%)	3 (15%)	1 (20%)
Unknown ethnicity	2 (2%)	0 (0%)	0 (0%)
Other	2 (2%)	1 (5%)	0 (0%)
Hispanic	1 (1%)	1 (5%)	0 (0%)
Non-Hispanic	1 (1%)	0 (0%)	0 (0%)
Unknown ethnicity	0 (0%)	0 (0%)	0 (0%)
Unknown race	13 (15%)	2 (10%)	1 (20%)
Hispanic	0 (0%)	0 (0%)	0 (0%)
Non-Hispanic	0 (0%)	0 (0%)	0 (0%)
Unknown ethnicity	13 (15%)	2 (10%)	1 (20%)
Total	86	20	5

Outcomes for Florida residents

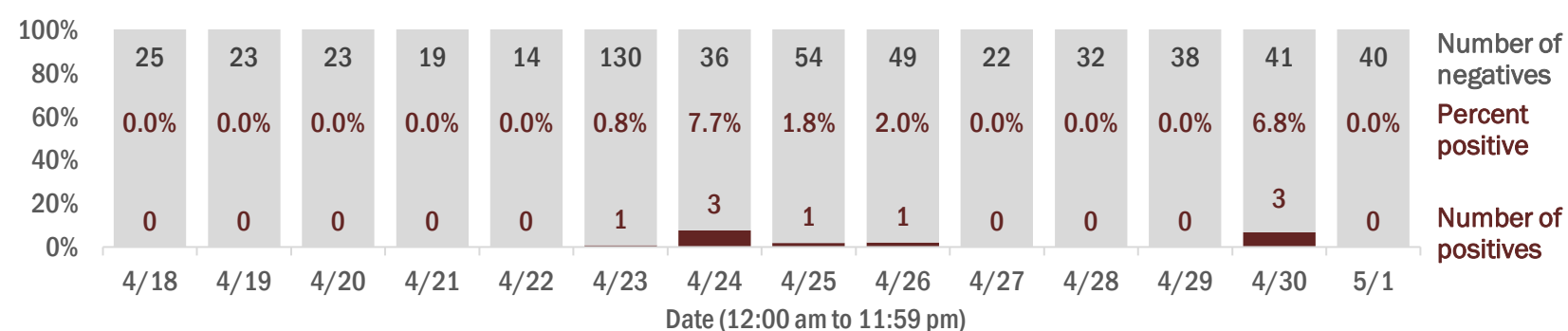
Hernando		
Hospitalizations	20	(23% of all cases)
Deaths	5	(6% of all cases)
Statewide		
Hospitalizations	5,945	(17% of all cases)
Deaths	1,364	(4% of all cases)

Hospitalization counts include anyone who was hospitalized at some point during their illness. It does not reflect the number of people currently hospitalized.
Other race includes any person with a race of American Indian/Alaskan native, Asian, native Hawaiian/Pacific Islander, or other.

Laboratory testing for Florida residents and non-Florida residents over the past 2 weeks

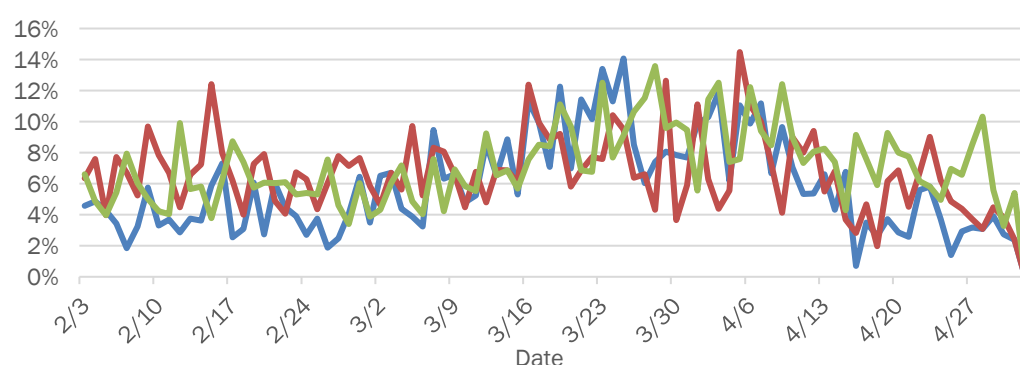
Number and percent of positive labs

These counts include the number of people for whom the department received laboratory results by day. This percent is the number of people who test positive for the first time divided by all the people tested that day, excluding people who have previously tested positive.

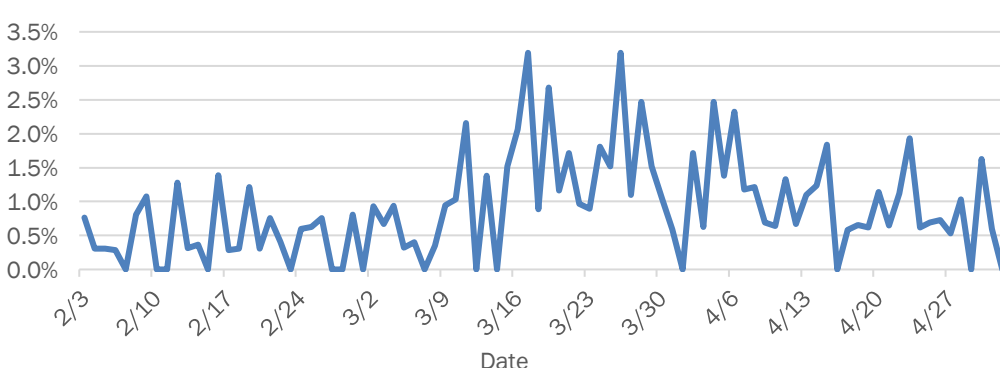


Emergency department (ED) chief complaint and admission data for Hernando County

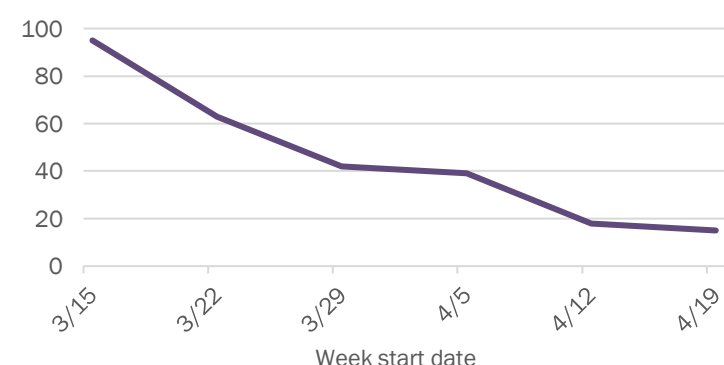
Daily percent of ED visits mentioning cough, fever, or shortness of breath



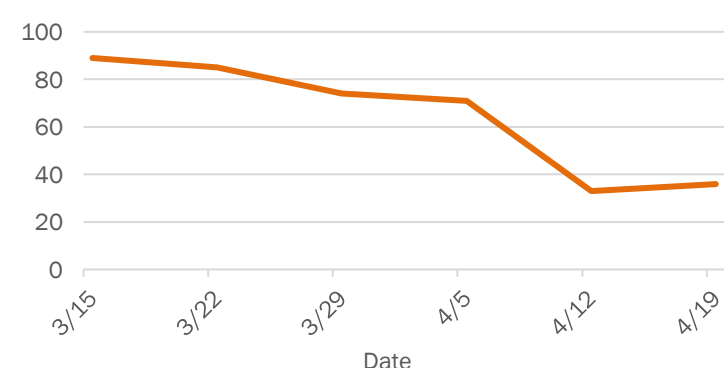
Daily percent of ED visits resulting in cough-associated admissions



Weekly count of ED visits for influenza-like illness



Weekly count of ED visits for COVID-like illness



The Electronic Surveillance System for the Early Notification of Community-Based Epidemics (ESSENCE-FL) includes chief complaint data from 213 of 214 Florida EDs. Data are transmitted electronically to ESSENCE-FL daily or hourly.

Coronavirus: summary for Highlands County

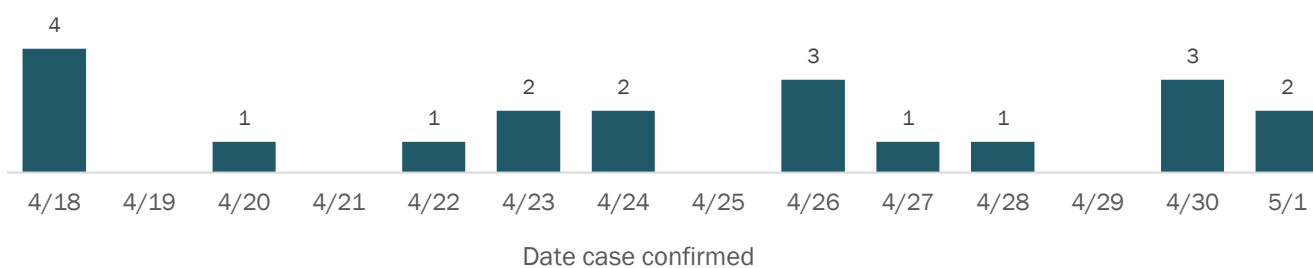
Data for May 2, 2020 (verified at 10 AM)

Data in this report are provisional and subject to change.

Confirmed cases

Total cases	86
Florida residents	85
Non-Florida residents	1
Gender for Florida residents	
Men	43
Women	42
Unknown	0
Age for Florida residents	
Range	0 - 95
Median age	55

Cases confirmed in Florida residents per day



Race, ethnicity	Cases	Hospitalizations	Deaths
White	42 (49%)	12 (41%)	2 (29%)
Hispanic	14 (16%)	2 (7%)	0 (0%)
Non-Hispanic	24 (28%)	9 (31%)	2 (29%)
Unknown ethnicity	4 (5%)	1 (3%)	0 (0%)
Black	23 (27%)	10 (34%)	4 (57%)
Hispanic	1 (1%)	0 (0%)	0 (0%)
Non-Hispanic	20 (24%)	9 (31%)	3 (43%)
Unknown ethnicity	2 (2%)	1 (3%)	1 (14%)
Other	17 (20%)	7 (24%)	1 (14%)
Hispanic	13 (15%)	5 (17%)	1 (14%)
Non-Hispanic	4 (5%)	2 (7%)	0 (0%)
Unknown ethnicity	0 (0%)	0 (0%)	0 (0%)
Unknown race	3 (4%)	0 (0%)	0 (0%)
Hispanic	1 (1%)	0 (0%)	0 (0%)
Non-Hispanic	0 (0%)	0 (0%)	0 (0%)
Unknown ethnicity	2 (2%)	0 (0%)	0 (0%)
Total	85	29	7

Outcomes for Florida residents

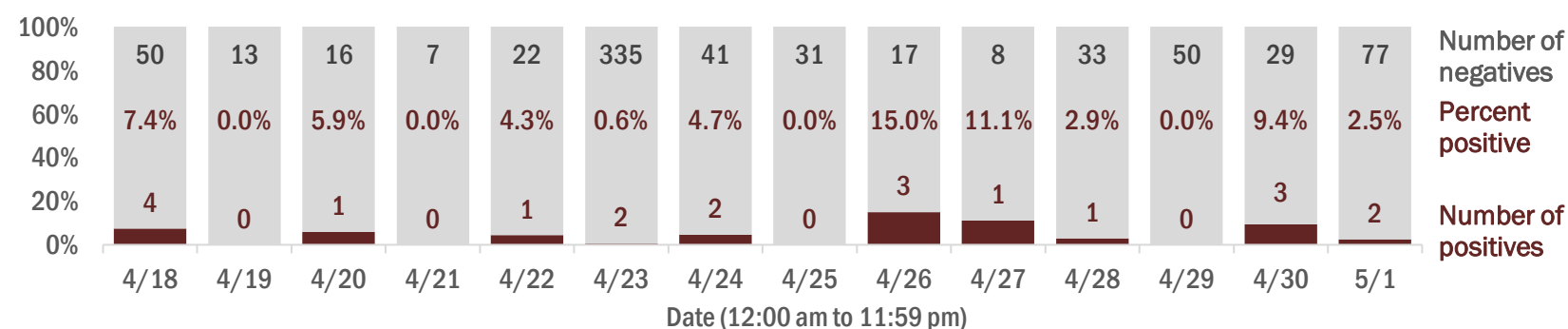
Category	Count	Percentage
Highlands		
Hospitalizations	29	(34% of all cases)
Deaths	7	(8% of all cases)
Statewide		
Hospitalizations	5,945	(17% of all cases)
Deaths	1,364	(4% of all cases)

Hospitalization counts include anyone who was hospitalized at some point during their illness. It does not reflect the number of people currently hospitalized.
Other race includes any person with a race of American Indian/Alaskan native, Asian, native Hawaiian/Pacific Islander, or other.

Laboratory testing for Florida residents and non-Florida residents over the past 2 weeks

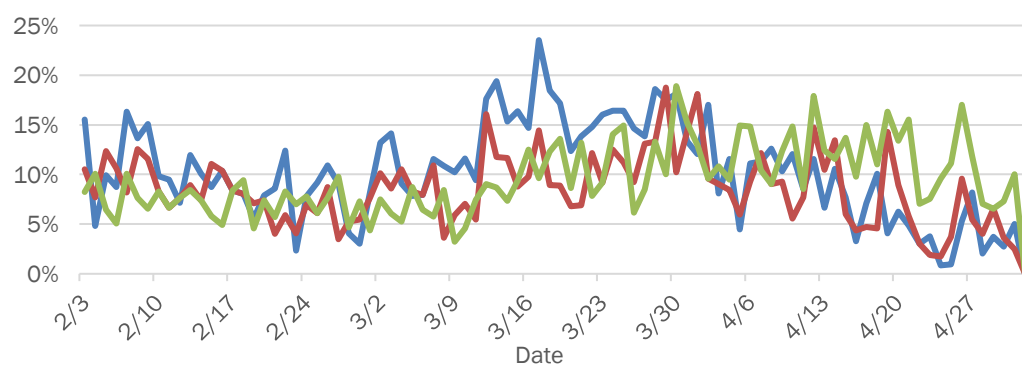
Number and percent of positive labs

These counts include the number of people for whom the department received laboratory results by day. This percent is the number of people who test positive for the first time divided by all the people tested that day, excluding people who have previously tested positive.

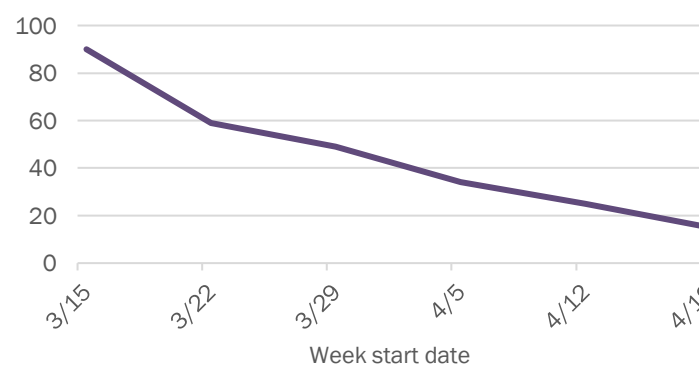


Emergency department (ED) chief complaint and admission data for Highlands County

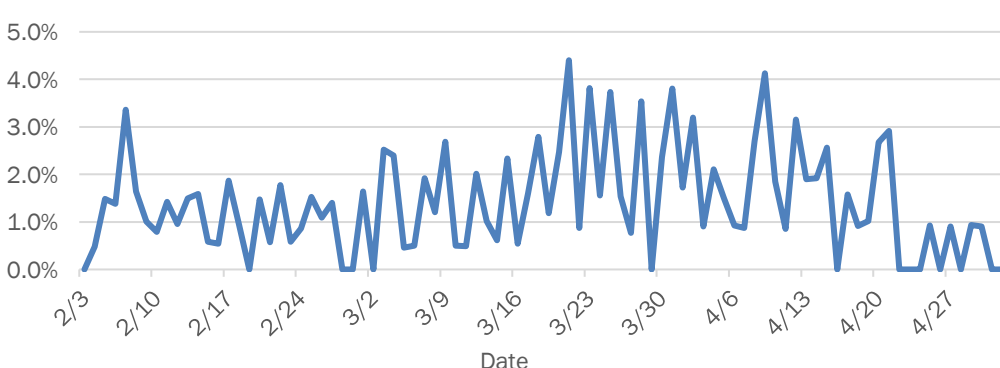
Daily percent of ED visits mentioning cough, fever, or shortness of breath



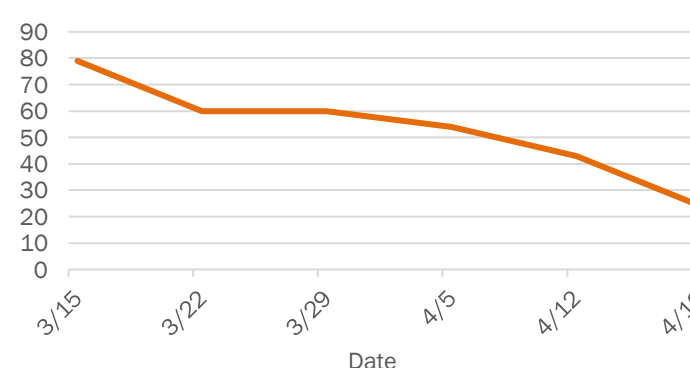
Weekly count of ED visits for influenza-like illness



Daily percent of ED visits resulting in cough-associated admissions



Weekly count of ED visits for COVID-like illness



The Electronic Surveillance System for the Early Notification of Community-Based Epidemics (ESSENCE-FL) includes chief complaint data from 213 of 214 Florida EDs. Data are transmitted electronically to ESSENCE-FL daily or hourly.

Coronavirus: summary for Hillsborough County

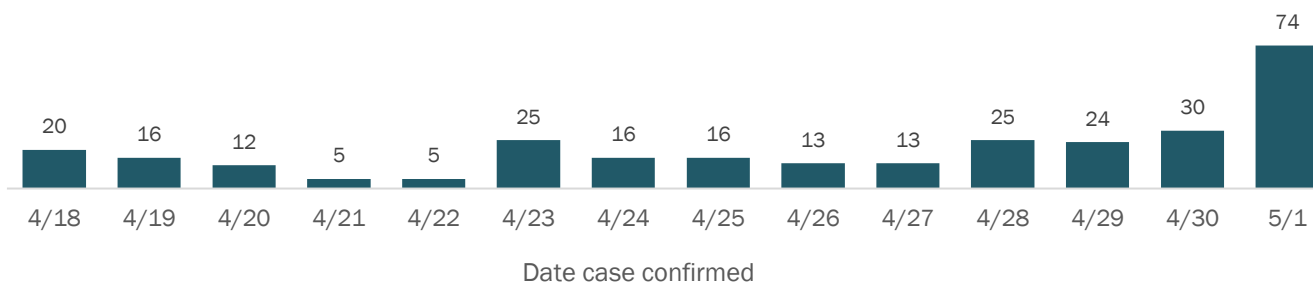
Data for May 2, 2020 (verified at 10 AM)

Data in this report are provisional and subject to change.

Confirmed cases

Total cases	1,240
Florida residents	1,190
Non-Florida residents	50
Gender for Florida residents	
Men	574
Women	615
Unknown	1
Age for Florida residents	
Range	0 - 100
Median age	46

Cases confirmed in Florida residents per day



Race, ethnicity	Cases	Hospitalizations	Deaths
White	578 (49%)	99 (51%)	14 (58%)
Hispanic	189 (16%)	35 (18%)	1 (4%)
Non-Hispanic	368 (31%)	60 (31%)	12 (50%)
Unknown ethnicity	21 (2%)	4 (2%)	1 (4%)
Black	211 (18%)	55 (28%)	5 (21%)
Hispanic	7 (1%)	2 (1%)	0 (0%)
Non-Hispanic	197 (17%)	50 (26%)	5 (21%)
Unknown ethnicity	7 (1%)	3 (2%)	0 (0%)
Other	232 (19%)	39 (20%)	4 (17%)
Hispanic	118 (10%)	21 (11%)	3 (13%)
Non-Hispanic	89 (7%)	14 (7%)	1 (4%)
Unknown ethnicity	25 (2%)	4 (2%)	0 (0%)
Unknown race	169 (14%)	3 (2%)	1 (4%)
Hispanic	8 (1%)	0 (0%)	0 (0%)
Non-Hispanic	7 (1%)	0 (0%)	0 (0%)
Unknown ethnicity	154 (13%)	3 (2%)	1 (4%)
Total	1,190	196	24

Outcomes for Florida residents

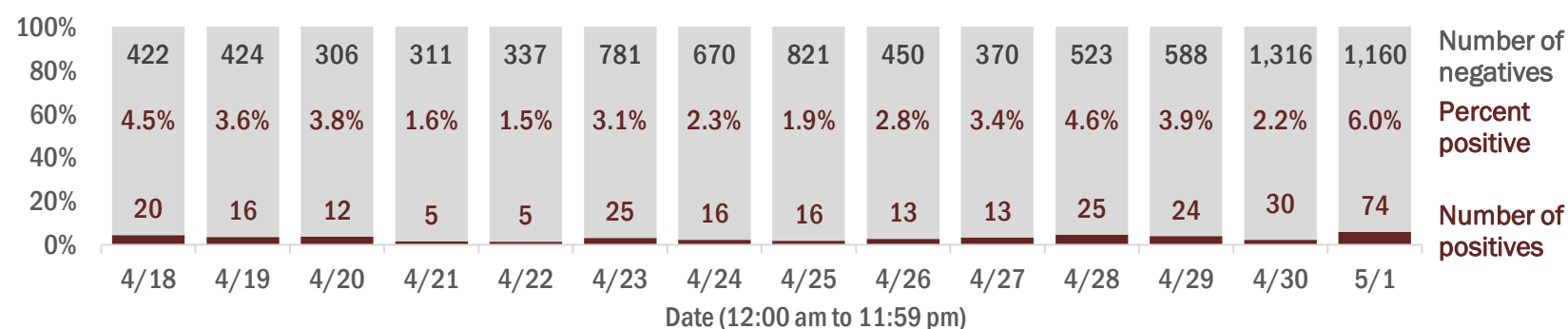
Hillsborough		
Hospitalizations	196	(16% of all cases)
Deaths	24	(2% of all cases)
Statewide		
Hospitalizations	5,945	(17% of all cases)
Deaths	1,364	(4% of all cases)

Hospitalization counts include anyone who was hospitalized at some point during their illness. It does not reflect the number of people currently hospitalized.
Other race includes any person with a race of American Indian/Alaskan native, Asian, native Hawaiian/Pacific Islander, or other.

Laboratory testing for Florida residents and non-Florida residents over the past 2 weeks

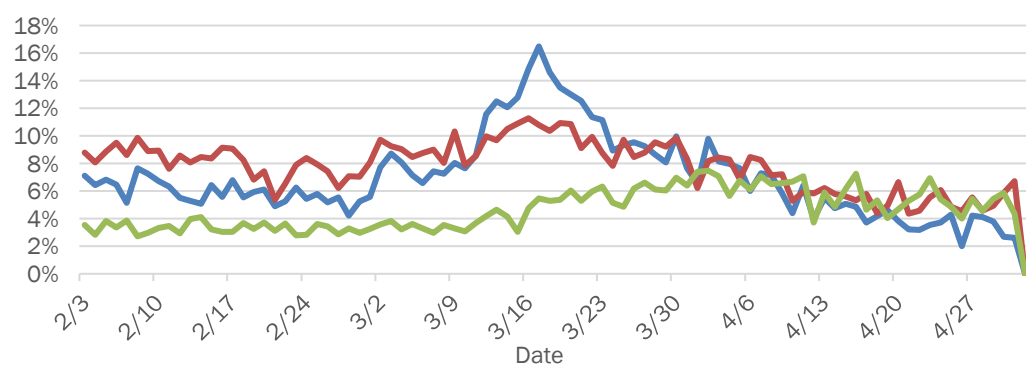
Number and percent of positive labs

These counts include the number of people for whom the department received laboratory results by day. This percent is the number of people who test positive for the first time divided by all the people tested that day, excluding people who have previously tested positive.

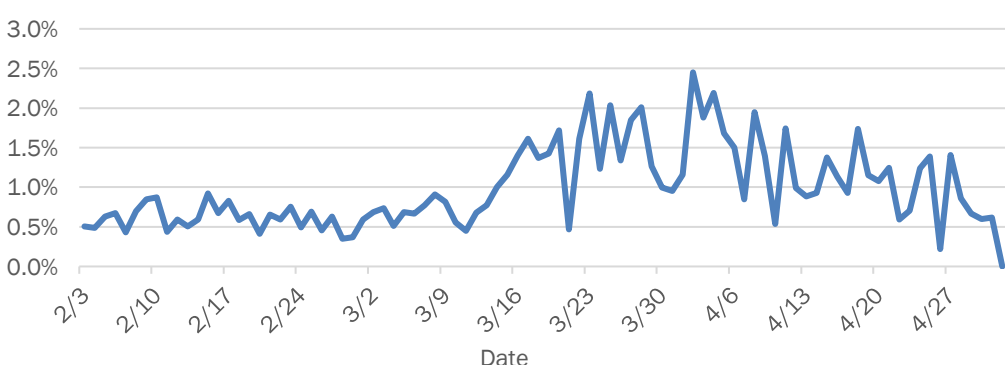


Emergency department (ED) chief complaint and admission data for Hillsborough County

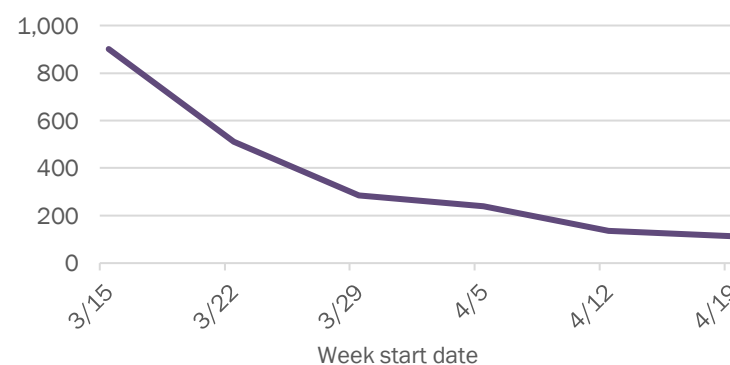
Daily percent of ED visits mentioning cough, fever, or shortness of breath



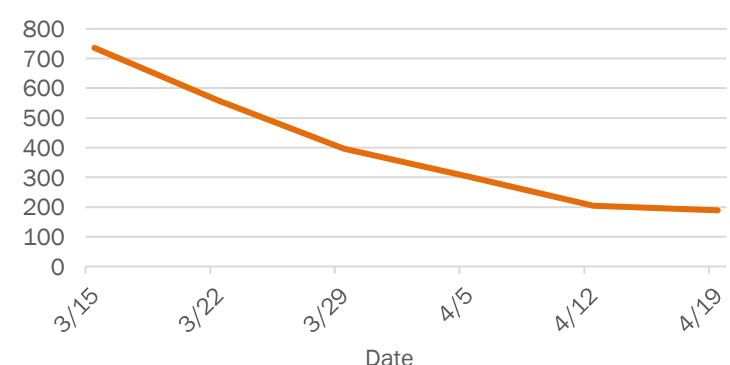
Daily percent of ED visits resulting in cough-associated admissions



Weekly count of ED visits for influenza-like illness



Weekly count of ED visits for COVID-like illness

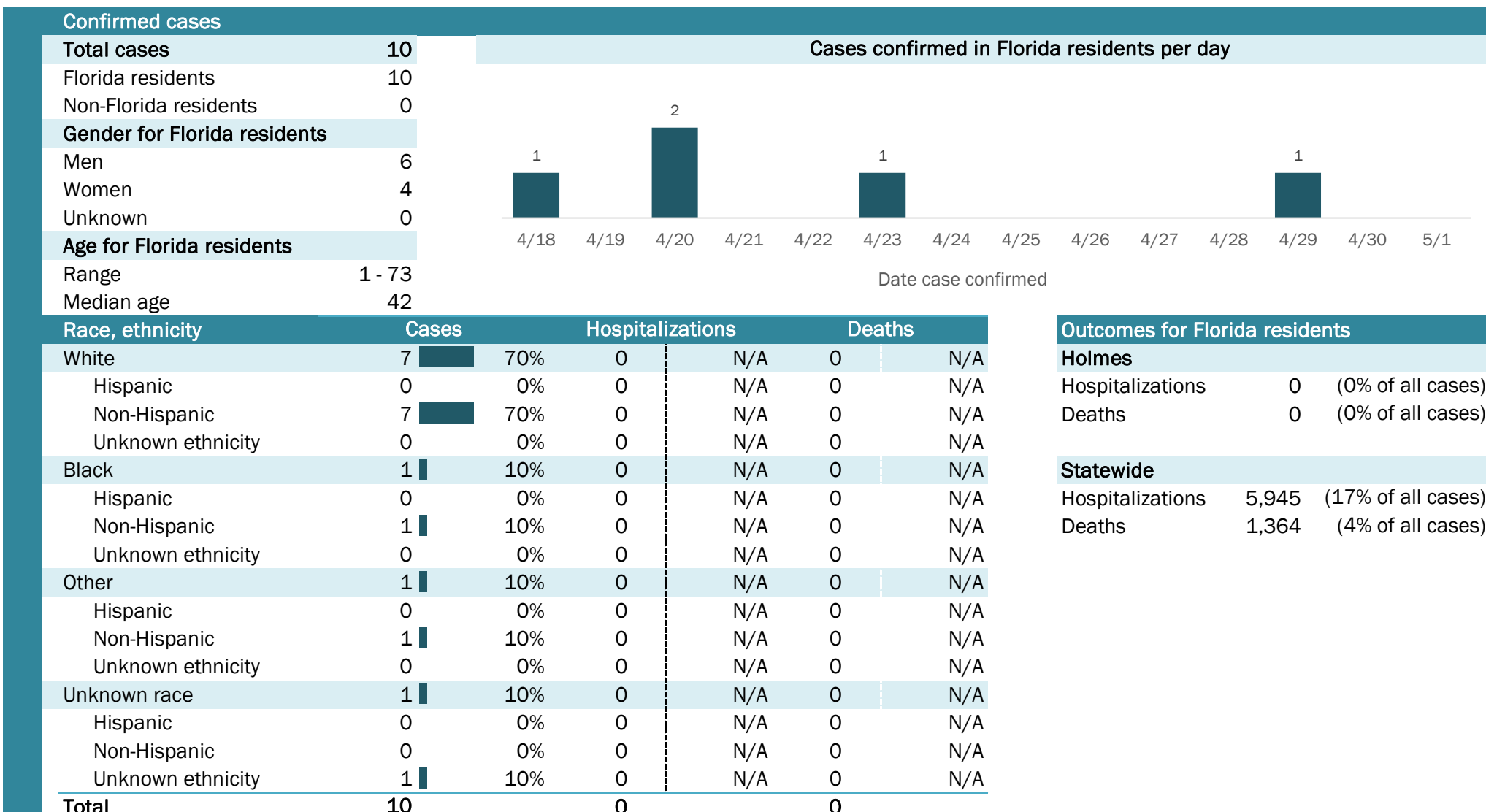


The Electronic Surveillance System for the Early Notification of Community-Based Epidemics (ESSENCE-FL) includes chief complaint data from 213 of 214 Florida EDs. Data are transmitted electronically to ESSENCE-FL daily or hourly.

Coronavirus: summary for Holmes County

Data for May 2, 2020 (verified at 10 AM)

Data in this report are provisional and subject to change.

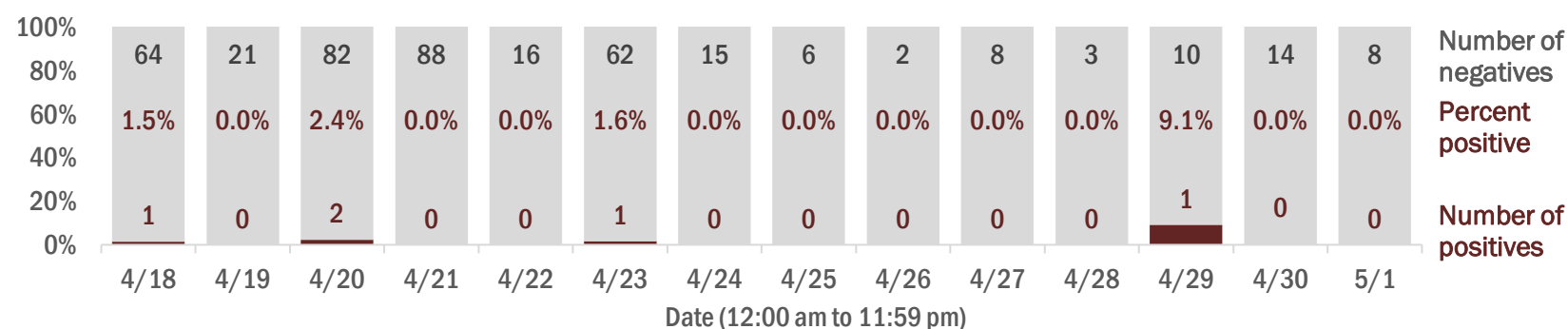


Hospitalization counts include anyone who was hospitalized at some point during their illness. It does not reflect the number of people currently hospitalized.
Other race includes any person with a race of American Indian/Alaskan native, Asian, native Hawaiian/Pacific Islander, or other.

Laboratory testing for Florida residents and non-Florida residents over the past 2 weeks

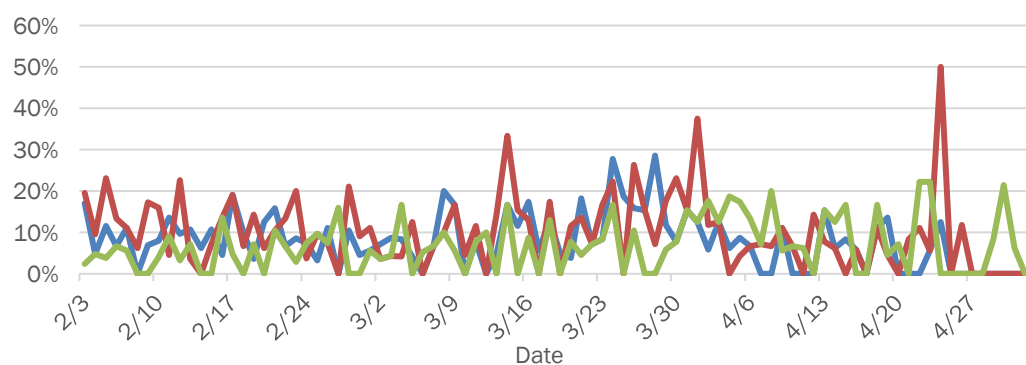
Number and percent of positive labs

These counts include the number of people for whom the department received laboratory results by day. This percent is the number of people who test positive for the first time divided by all the people tested that day, excluding people who have previously tested positive.

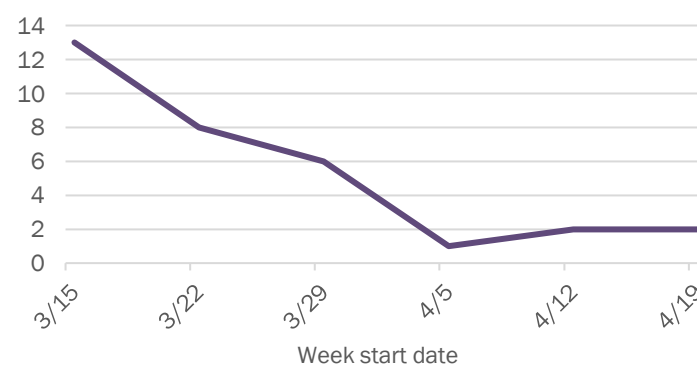


Emergency department (ED) chief complaint and admission data for Holmes County

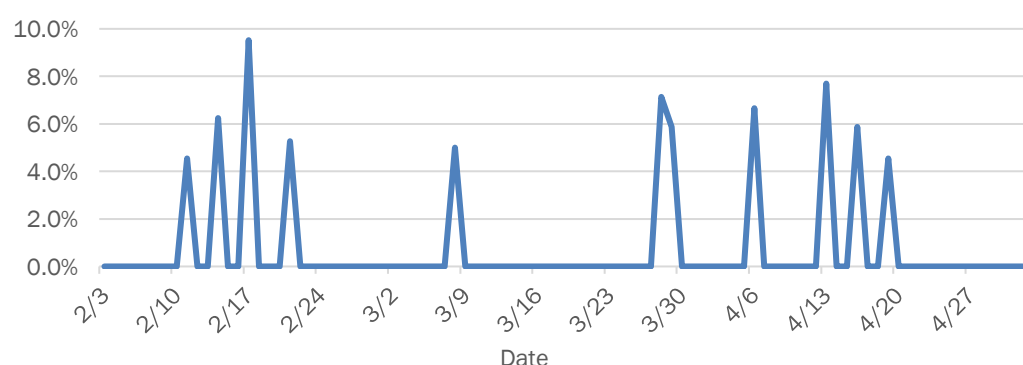
Daily percent of ED visits mentioning cough, fever, or shortness of breath



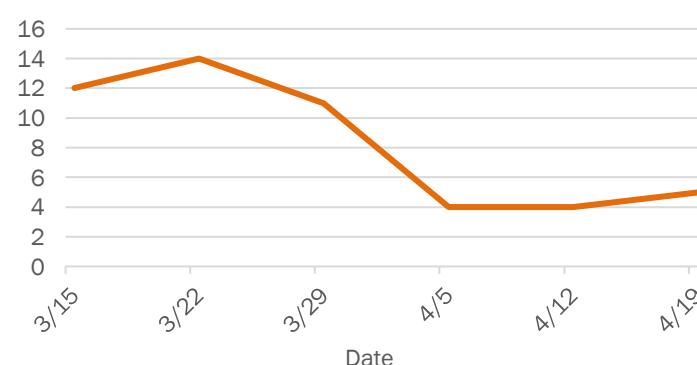
Weekly count of ED visits for influenza-like illness



Daily percent of ED visits resulting in cough-associated admissions



Weekly count of ED visits for COVID-like illness

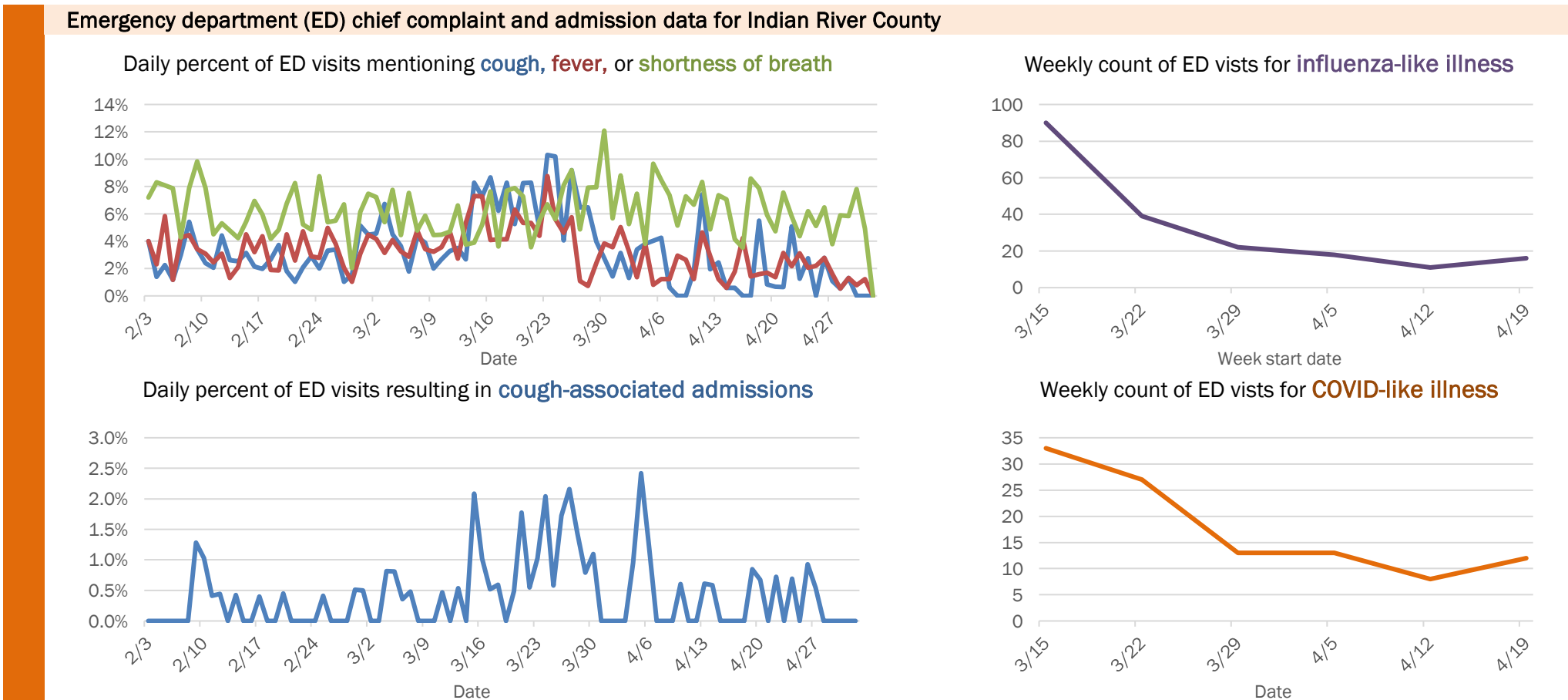
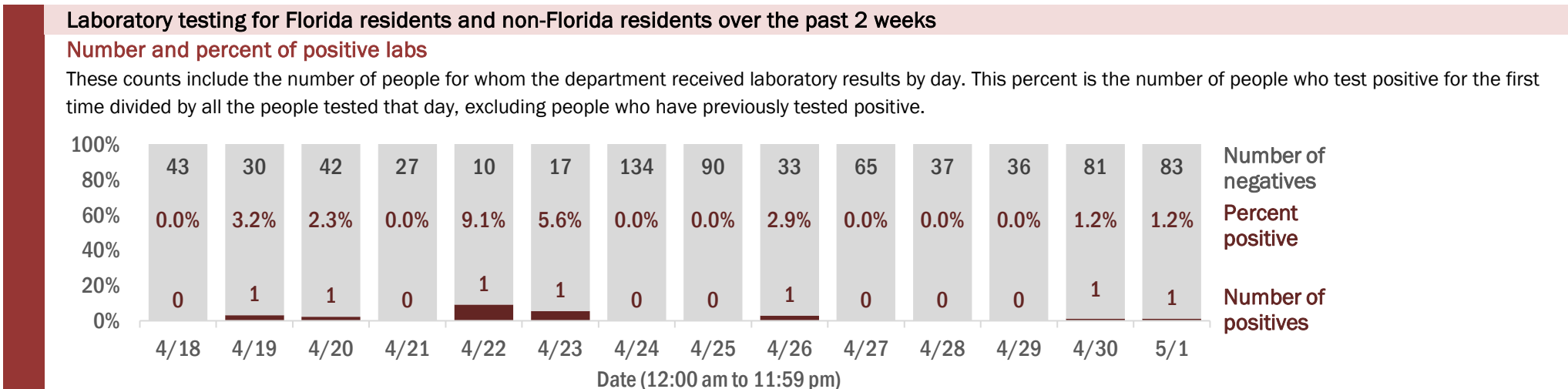
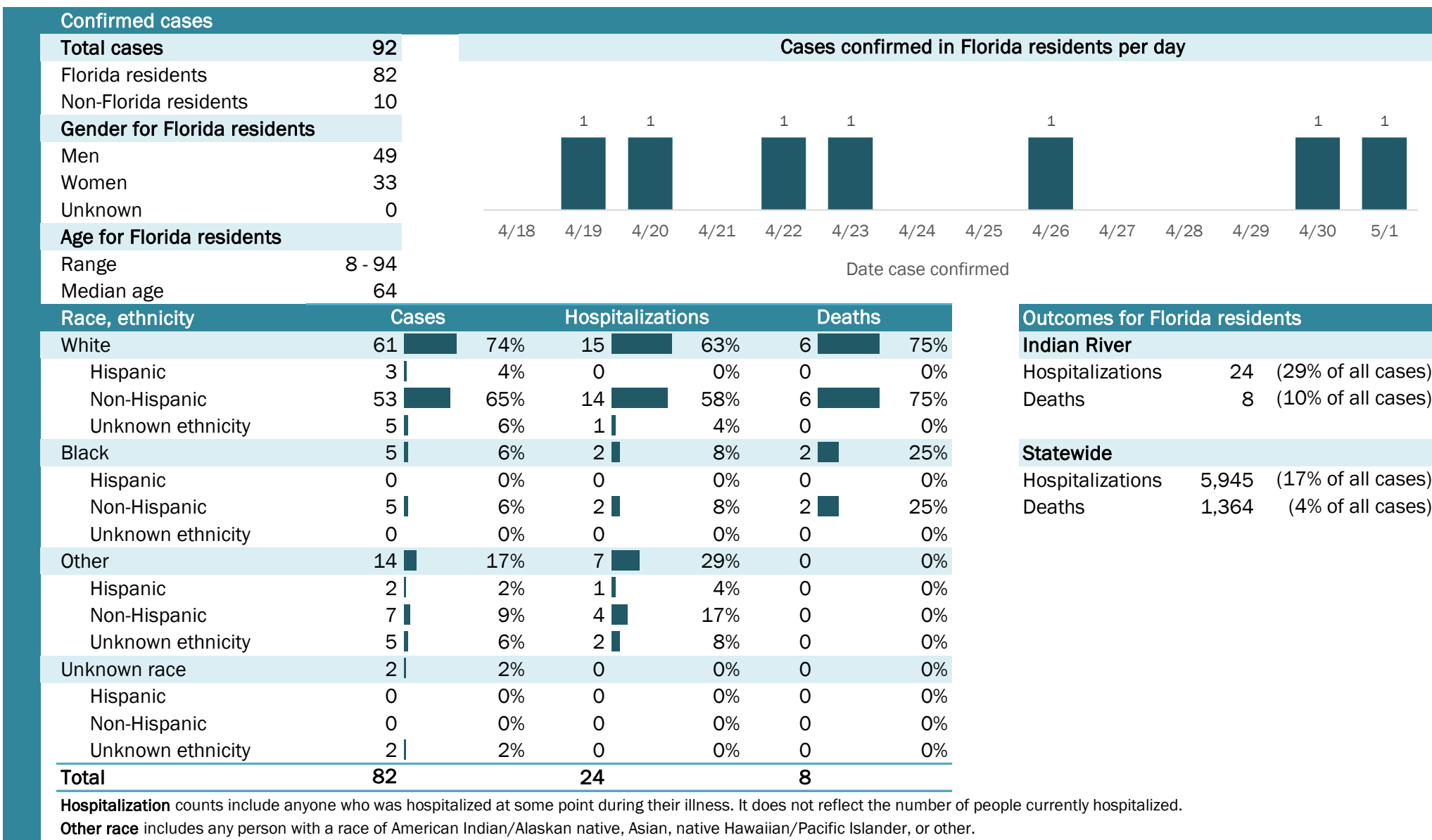


The Electronic Surveillance System for the Early Notification of Community-Based Epidemics (ESSENCE-FL) includes chief complaint data from 213 of 214 Florida EDs. Data are transmitted electronically to ESSENCE-FL daily or hourly.

Coronavirus: summary for Indian River County

Data for May 2, 2020 (verified at 10 AM)

Data in this report are provisional and subject to change.



The Electronic Surveillance System for the Early Notification of Community-Based Epidemics (ESSENCE-FL) includes chief complaint data from 213 of 214 Florida EDs. Data are transmitted electronically to ESSENCE-FL daily or hourly.

Coronavirus: summary for Jackson County

Data for May 2, 2020 (verified at 10 AM)

Data in this report are provisional and subject to change.

Confirmed cases		Cases confirmed in Florida residents per day	
Total cases	14		
Florida residents	13		
Non-Florida residents	1		
Gender for Florida residents			
Men	4		
Women	9		
Unknown	0		
Age for Florida residents			
Range	11 - 60		
Median age	37		

Race, ethnicity	Cases	Hospitalizations	Deaths
White	4 (31%)	0 (0%)	0 (N/A)
Hispanic	1 (8%)	0 (0%)	0 (N/A)
Non-Hispanic	3 (23%)	0 (0%)	0 (N/A)
Unknown ethnicity	0 (0%)	0 (0%)	0 (N/A)
Black	8 (62%)	1 (100%)	0 (N/A)
Hispanic	0 (0%)	0 (0%)	0 (N/A)
Non-Hispanic	8 (62%)	1 (100%)	0 (N/A)
Unknown ethnicity	0 (0%)	0 (0%)	0 (N/A)
Other	0 (0%)	0 (0%)	0 (N/A)
Hispanic	0 (0%)	0 (0%)	0 (N/A)
Non-Hispanic	0 (0%)	0 (0%)	0 (N/A)
Unknown ethnicity	0 (0%)	0 (0%)	0 (N/A)
Unknown race	1 (8%)	0 (0%)	0 (N/A)
Hispanic	0 (0%)	0 (0%)	0 (N/A)
Non-Hispanic	0 (0%)	0 (0%)	0 (N/A)
Unknown ethnicity	1 (8%)	0 (0%)	0 (N/A)
Total	13	1	0

Outcomes for Florida residents		
Jackson		
Hospitalizations	1	(8% of all cases)
Deaths	0	(0% of all cases)
Statewide		
Hospitalizations	5,945	(17% of all cases)
Deaths	1,364	(4% of all cases)

Hospitalization counts include anyone who was hospitalized at some point during their illness. It does not reflect the number of people currently hospitalized.
Other race includes any person with a race of American Indian/Alaskan native, Asian, native Hawaiian/Pacific Islander, or other.

Laboratory testing for Florida residents and non-Florida residents over the past 2 weeks

Number and percent of positive labs

These counts include the number of people for whom the department received laboratory results by day. This percent is the number of people who test positive for the first time divided by all the people tested that day, excluding people who have previously tested positive.

Date	Number of positives	Percent positive	Number of negatives
4/18	0	0.0%	24
4/19	1	9.1%	10
4/20	0	0.0%	24
4/21	2	7.7%	24
4/22	0	0.0%	8
4/23	2	5.3%	36
4/24	0	0.0%	11
4/25	0	0.0%	14
4/26	0	0.0%	7
4/27	0	0.0%	1
4/28	1	20.0%	4
4/29	0	0.0%	3
4/30	0	0.0%	49
5/1	0	0.0%	28

Emergency department (ED) chief complaint and admission data for Jackson County

Daily percent of ED visits mentioning cough, fever, or shortness of breath

Weekly count of ED visits for influenza-like illness

Daily percent of ED visits resulting in cough-associated admissions

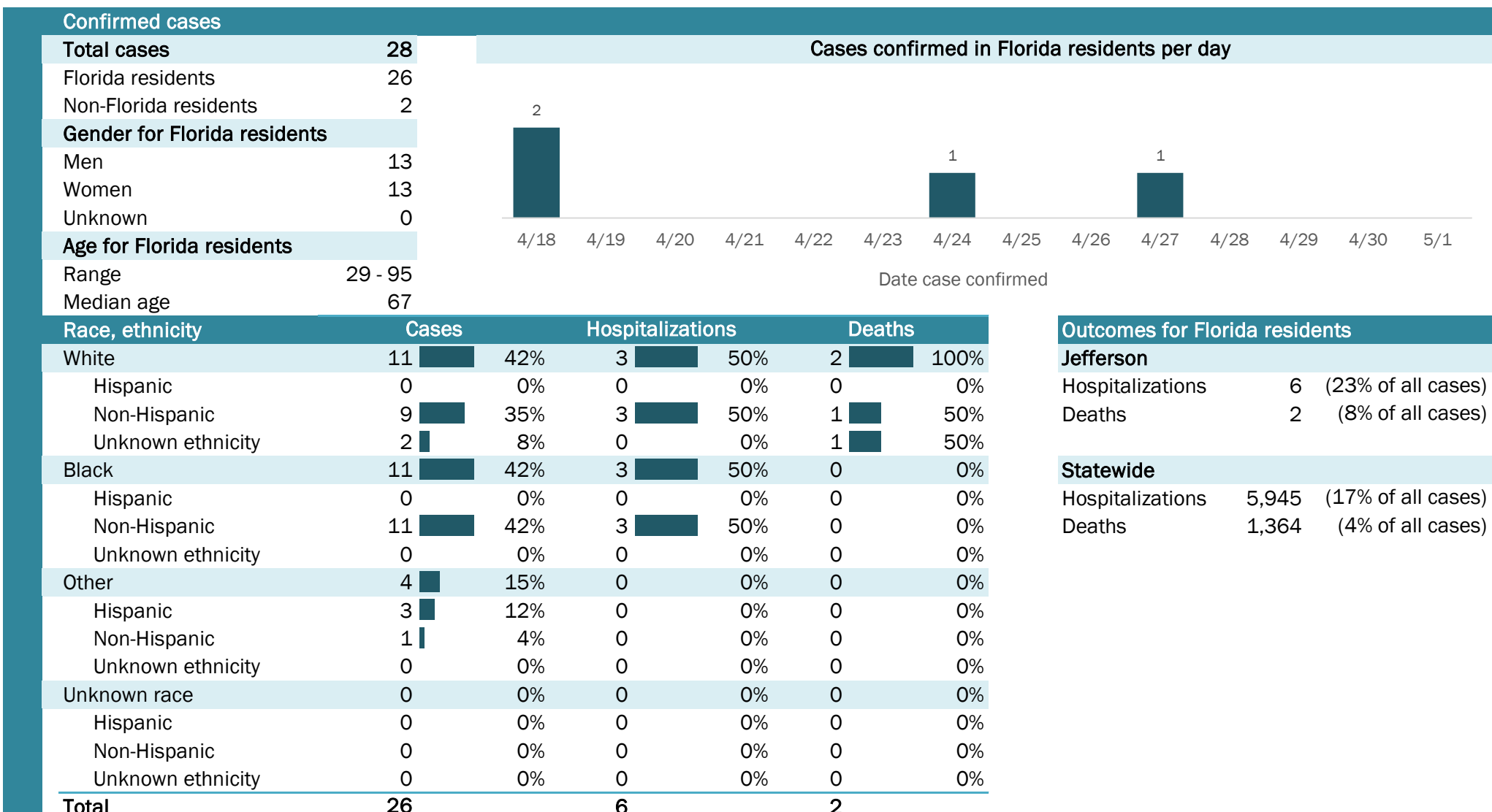
Weekly count of ED visits for COVID-like illness

The Electronic Surveillance System for the Early Notification of Community-Based Epidemics (ESSENCE-FL) includes chief complaint data from 213 of 214 Florida EDs. Data are transmitted electronically to ESSENCE-FL daily or hourly.

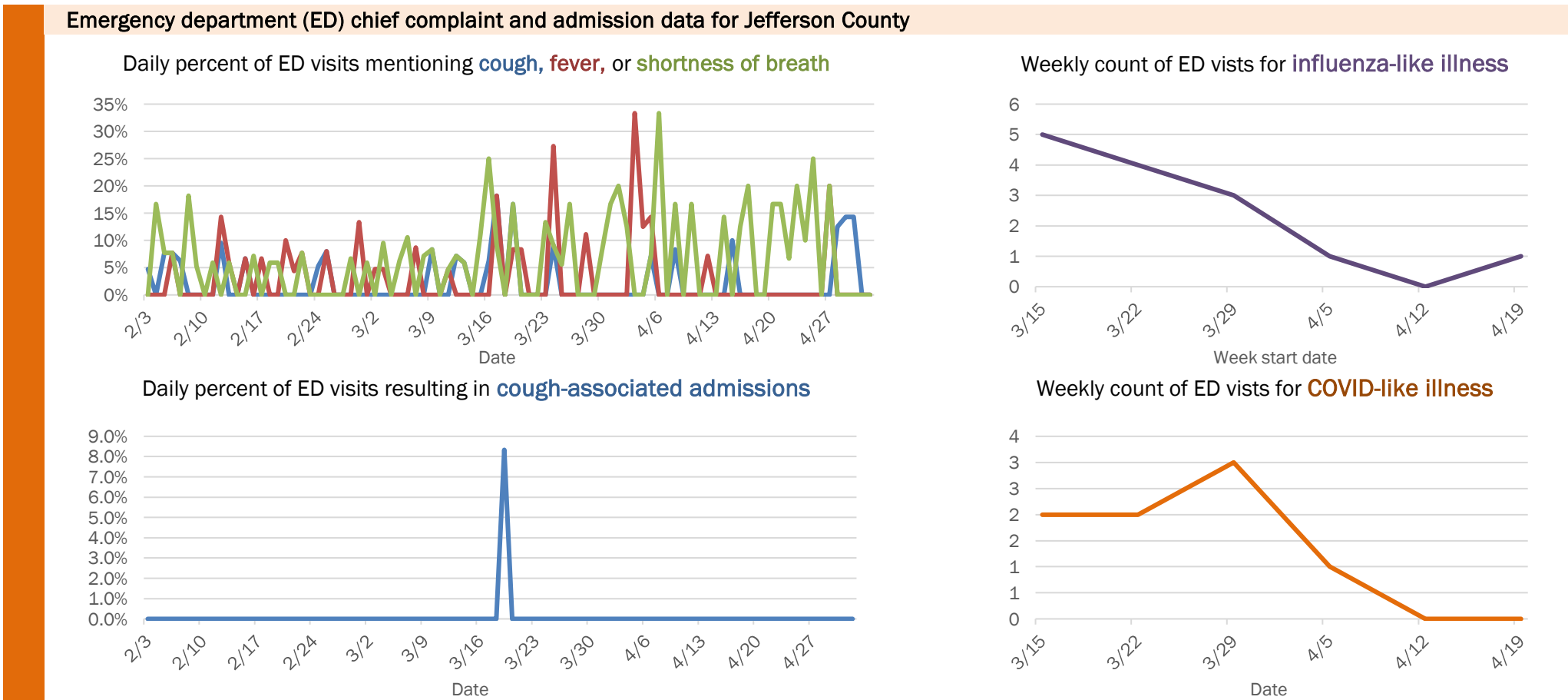
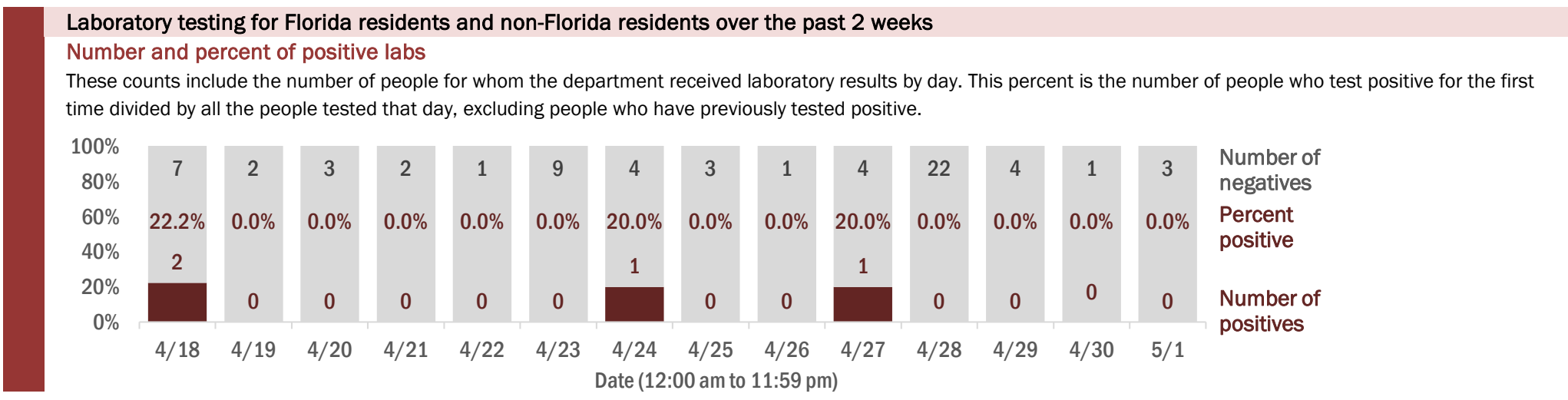
Coronavirus: summary for Jefferson County

Data for May 2, 2020 (verified at 10 AM)

Data in this report are provisional and subject to change.



Hospitalization counts include anyone who was hospitalized at some point during their illness. It does not reflect the number of people currently hospitalized.
Other race includes any person with a race of American Indian/Alaskan native, Asian, native Hawaiian/Pacific Islander, or other.



The Electronic Surveillance System for the Early Notification of Community-Based Epidemics (ESSENCE-FL) includes chief complaint data from 213 of 214 Florida EDs. Data are transmitted electronically to ESSENCE-FL daily or hourly.

Coronavirus: summary for Lafayette County

Data for May 2, 2020 (verified at 10 AM)

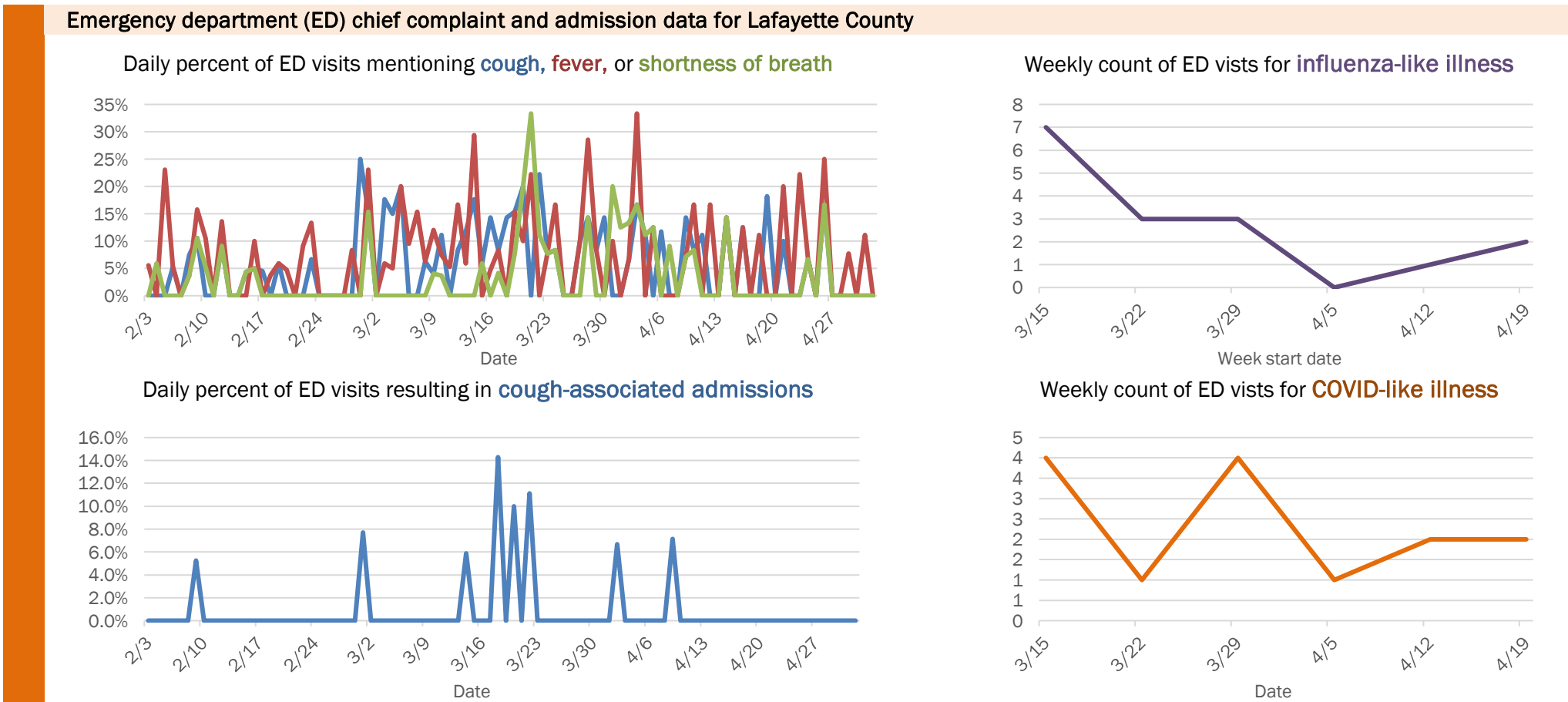
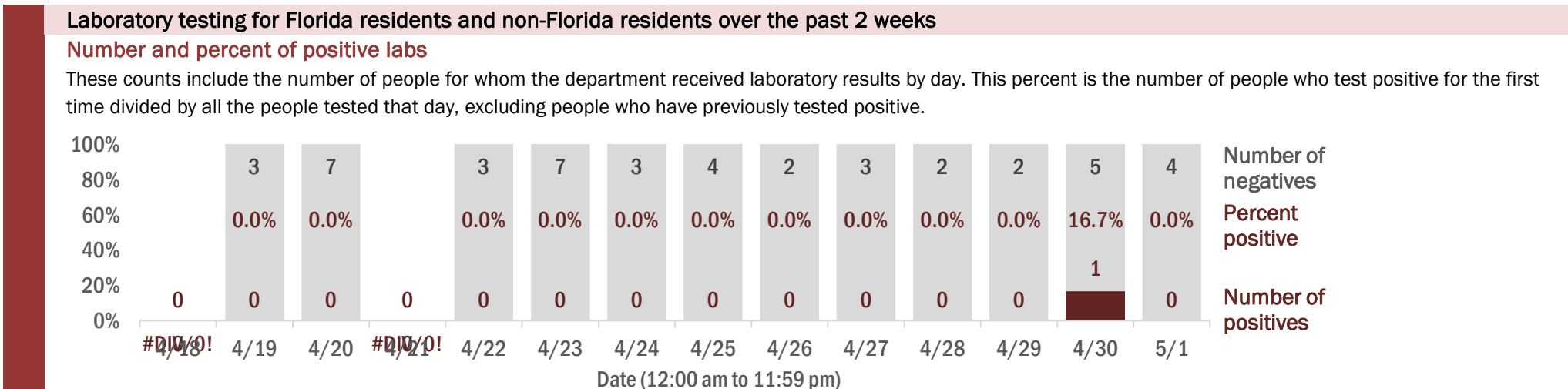
Data in this report are provisional and subject to change.

Confirmed cases		Cases confirmed in Florida residents per day													
Total cases	2														
Florida residents	2														
Non-Florida residents	0														
Gender for Florida residents															
Men	1														
Women	1														
Unknown	0														
Age for Florida residents															
Range	27 - 47														
Median age	37														
		4/18	4/19	4/20	4/21	4/22	4/23	4/24	4/25	4/26	4/27	4/28	4/29	4/30	5/1
		Date case confirmed													

Race, ethnicity	Cases	Hospitalizations	Deaths
White	2	0	0
Hispanic	1	0	0
Non-Hispanic	1	0	0
Unknown ethnicity	0	0	0
Black	0	0	0
Hispanic	0	0	0
Non-Hispanic	0	0	0
Unknown ethnicity	0	0	0
Other	0	0	0
Hispanic	0	0	0
Non-Hispanic	0	0	0
Unknown ethnicity	0	0	0
Unknown race	0	0	0
Hispanic	0	0	0
Non-Hispanic	0	0	0
Unknown ethnicity	0	0	0
Total	2	0	0

Outcomes for Florida residents		
Lafayette		
Hospitalizations	0	(0% of all cases)
Deaths	0	(0% of all cases)
Statewide		
Hospitalizations	5,945	(17% of all cases)
Deaths	1,364	(4% of all cases)

Hospitalization counts include anyone who was hospitalized at some point during their illness. It does not reflect the number of people currently hospitalized.
Other race includes any person with a race of American Indian/Alaskan native, Asian, native Hawaiian/Pacific Islander, or other.



The Electronic Surveillance System for the Early Notification of Community-Based Epidemics (ESSENCE-FL) includes chief complaint data from 213 of 214 Florida EDs. Data are transmitted electronically to ESSENCE-FL daily or hourly.

Coronavirus: summary for Lake County

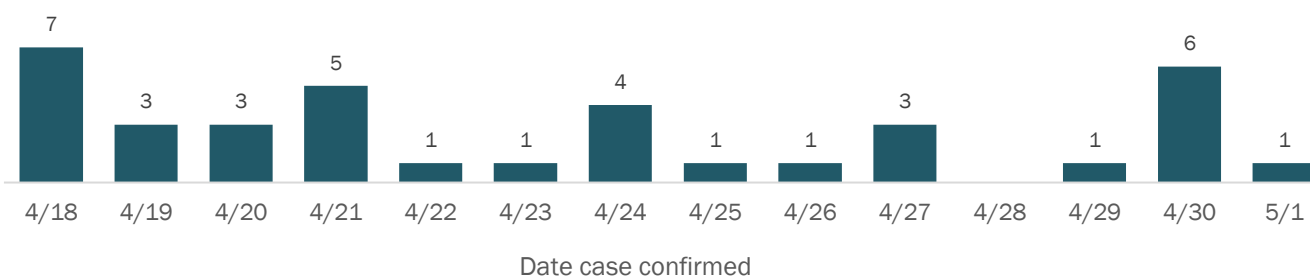
Data for May 2, 2020 (verified at 10 AM)

Data in this report are provisional and subject to change.

Confirmed cases

Total cases	234
Florida residents	222
Non-Florida residents	12
Gender for Florida residents	
Men	111
Women	111
Unknown	0
Age for Florida residents	
Range	1 - 86
Median age	51

Cases confirmed in Florida residents per day



Race, ethnicity	Cases	Hospitalizations	Deaths
White	112 (50%)	30 (52%)	9 (69%)
Hispanic	18 (8%)	2 (3%)	2 (15%)
Non-Hispanic	91 (41%)	26 (45%)	7 (54%)
Unknown ethnicity	3 (1%)	2 (3%)	0 (0%)
Black	31 (14%)	5 (9%)	0 (0%)
Hispanic	1 (0%)	0 (0%)	0 (0%)
Non-Hispanic	30 (14%)	5 (9%)	0 (0%)
Unknown ethnicity	0 (0%)	0 (0%)	0 (0%)
Other	69 (31%)	21 (36%)	4 (31%)
Hispanic	46 (21%)	12 (21%)	2 (15%)
Non-Hispanic	21 (9%)	8 (14%)	2 (15%)
Unknown ethnicity	2 (1%)	1 (2%)	0 (0%)
Unknown race	10 (5%)	2 (3%)	0 (0%)
Hispanic	0 (0%)	0 (0%)	0 (0%)
Non-Hispanic	0 (0%)	0 (0%)	0 (0%)
Unknown ethnicity	10 (5%)	2 (3%)	0 (0%)
Total	222	58	13

Outcomes for Florida residents

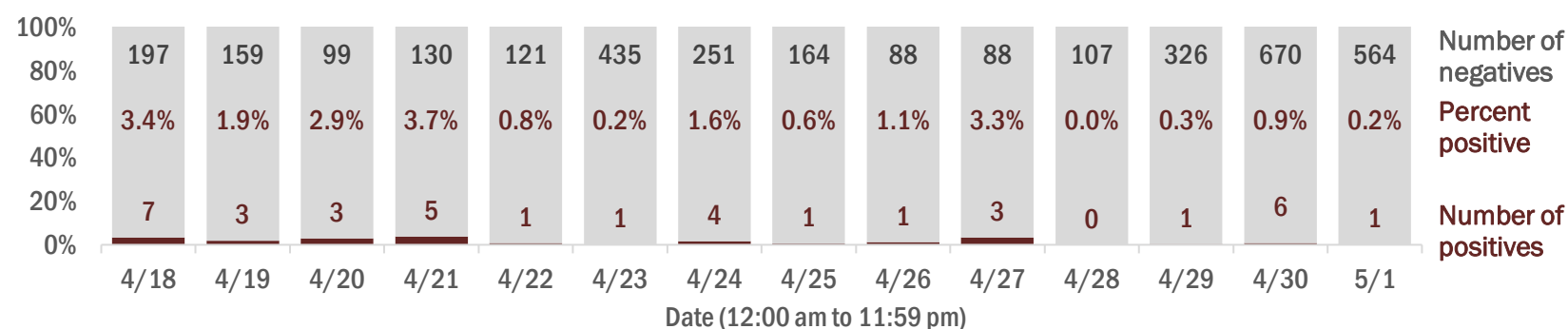
Category	Count	Percentage
Lake		
Hospitalizations	58	(26% of all cases)
Deaths	13	(6% of all cases)
Statewide		
Hospitalizations	5,945	(17% of all cases)
Deaths	1,364	(4% of all cases)

Hospitalization counts include anyone who was hospitalized at some point during their illness. It does not reflect the number of people currently hospitalized.
Other race includes any person with a race of American Indian/Alaskan native, Asian, native Hawaiian/Pacific Islander, or other.

Laboratory testing for Florida residents and non-Florida residents over the past 2 weeks

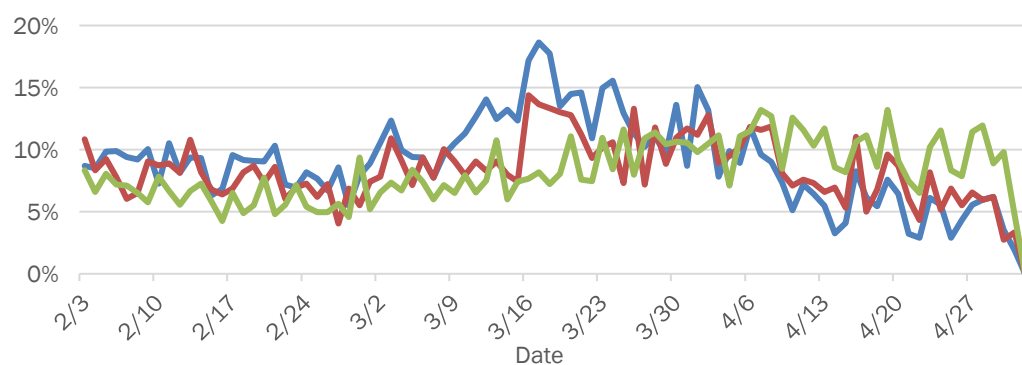
Number and percent of positive labs

These counts include the number of people for whom the department received laboratory results by day. This percent is the number of people who test positive for the first time divided by all the people tested that day, excluding people who have previously tested positive.

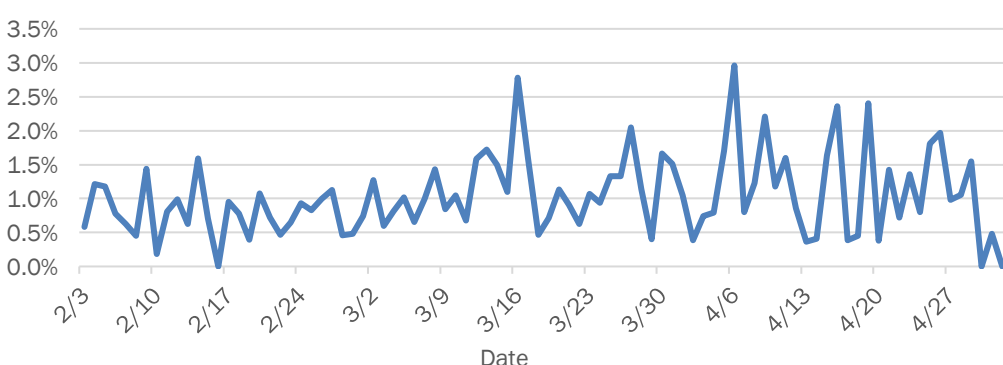


Emergency department (ED) chief complaint and admission data for Lake County

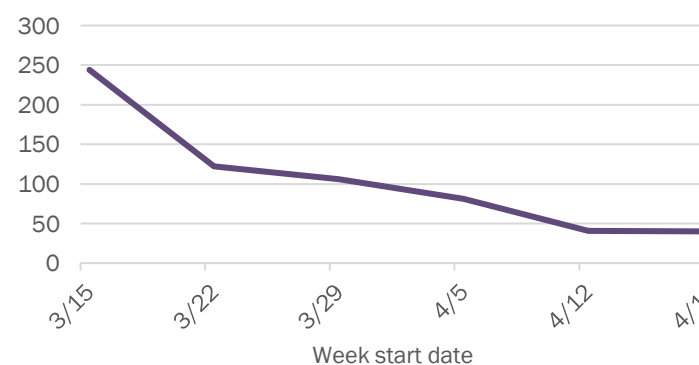
Daily percent of ED visits mentioning cough, fever, or shortness of breath



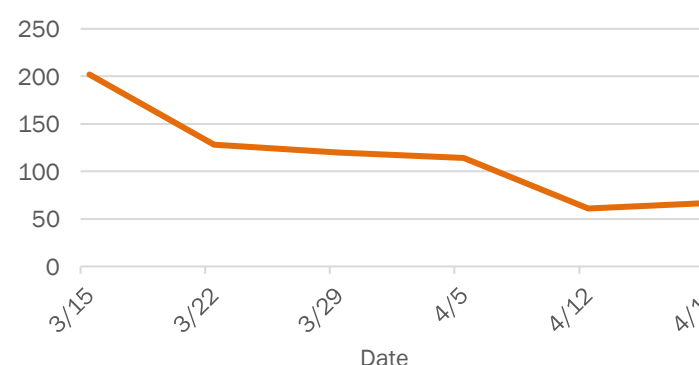
Daily percent of ED visits resulting in cough-associated admissions



Weekly count of ED visits for influenza-like illness



Weekly count of ED visits for COVID-like illness

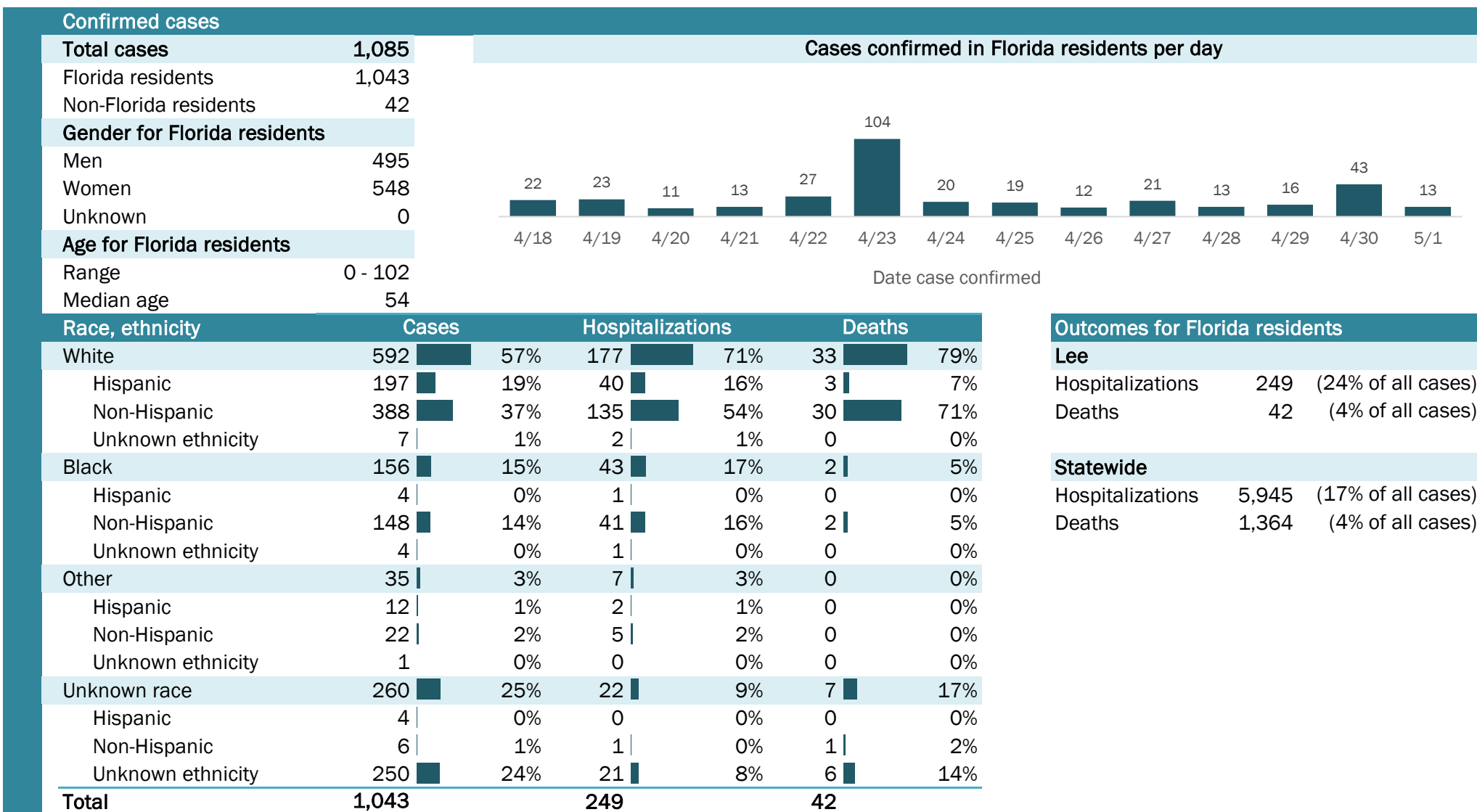


The Electronic Surveillance System for the Early Notification of Community-Based Epidemics (ESSENCE-FL) includes chief complaint data from 213 of 214 Florida EDs. Data are transmitted electronically to ESSENCE-FL daily or hourly.

Coronavirus: summary for Lee County

Data for May 2, 2020 (verified at 10 AM)

Data in this report are provisional and subject to change.

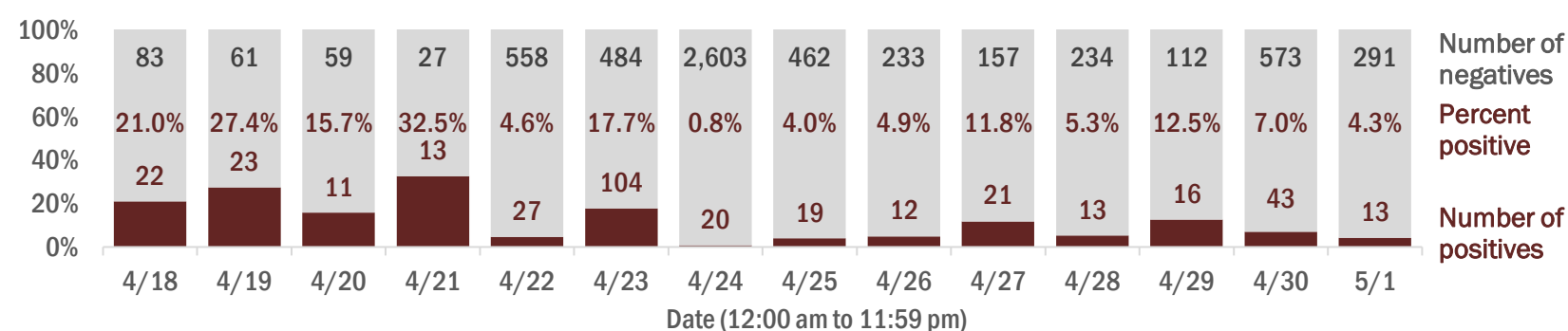


Hospitalization counts include anyone who was hospitalized at some point during their illness. It does not reflect the number of people currently hospitalized.
Other race includes any person with a race of American Indian/Alaskan native, Asian, native Hawaiian/Pacific Islander, or other.

Laboratory testing for Florida residents and non-Florida residents over the past 2 weeks

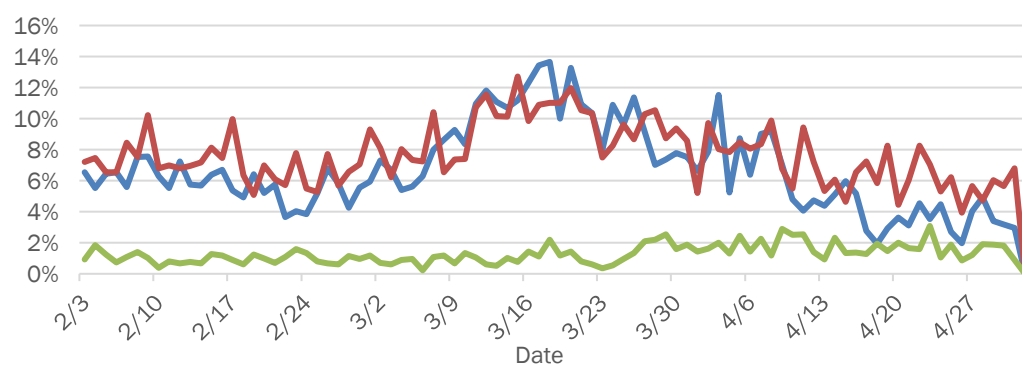
Number and percent of positive labs

These counts include the number of people for whom the department received laboratory results by day. This percent is the number of people who test positive for the first time divided by all the people tested that day, excluding people who have previously tested positive.

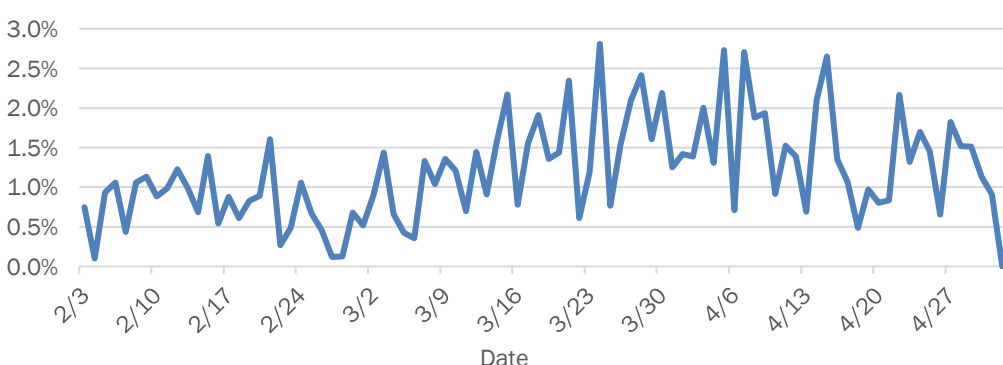


Emergency department (ED) chief complaint and admission data for Lee County

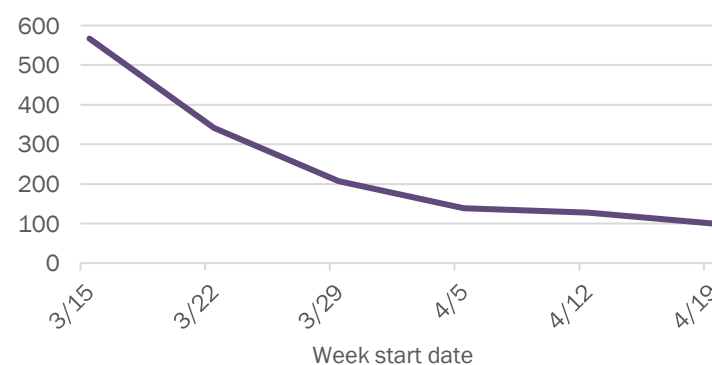
Daily percent of ED visits mentioning cough, fever, or shortness of breath



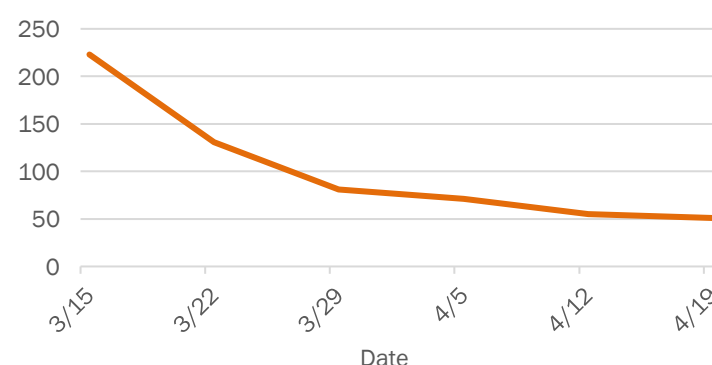
Daily percent of ED visits resulting in cough-associated admissions



Weekly count of ED visits for influenza-like illness



Weekly count of ED visits for COVID-like illness



The Electronic Surveillance System for the Early Notification of Community-Based Epidemics (ESSENCE-FL) includes chief complaint data from 213 of 214 Florida EDs. Data are transmitted electronically to ESSENCE-FL daily or hourly.

Coronavirus: summary for Leon County

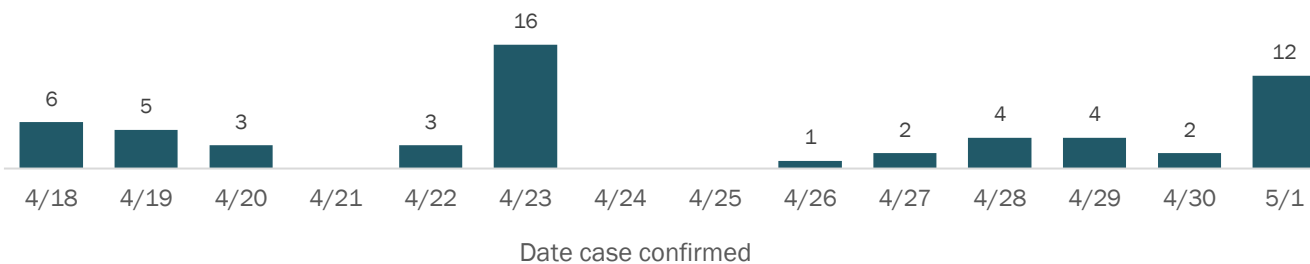
Data for May 2, 2020 (verified at 10 AM)

Data in this report are provisional and subject to change.

Confirmed cases

Total cases	233
Florida residents	219
Non-Florida residents	14
Gender for Florida residents	
Men	99
Women	120
Unknown	0
Age for Florida residents	
Range	2 - 86
Median age	44

Cases confirmed in Florida residents per day



Race, ethnicity	Cases	Hospitalizations	Deaths
White	91 (42%)	16 (50%)	1 (33%)
Hispanic	9 (4%)	1 (3%)	0 (0%)
Non-Hispanic	81 (37%)	15 (47%)	1 (33%)
Unknown ethnicity	1 (0%)	0 (0%)	0 (0%)
Black	104 (47%)	14 (44%)	2 (67%)
Hispanic	3 (1%)	0 (0%)	0 (0%)
Non-Hispanic	100 (46%)	14 (44%)	2 (67%)
Unknown ethnicity	1 (0%)	0 (0%)	0 (0%)
Other	6 (3%)	0 (0%)	0 (0%)
Hispanic	1 (0%)	0 (0%)	0 (0%)
Non-Hispanic	4 (2%)	0 (0%)	0 (0%)
Unknown ethnicity	1 (0%)	0 (0%)	0 (0%)
Unknown race	18 (8%)	2 (6%)	0 (0%)
Hispanic	0 (0%)	0 (0%)	0 (0%)
Non-Hispanic	1 (0%)	0 (0%)	0 (0%)
Unknown ethnicity	17 (8%)	2 (6%)	0 (0%)
Total	219	32	3

Outcomes for Florida residents

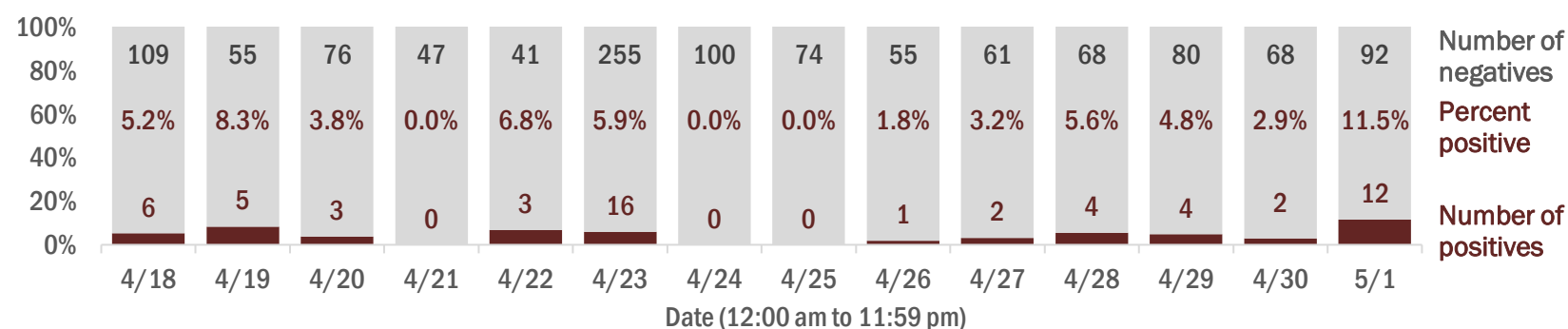
Leon		
Hospitalizations	32	(15% of all cases)
Deaths	3	(1% of all cases)
Statewide		
Hospitalizations	5,945	(17% of all cases)
Deaths	1,364	(4% of all cases)

Hospitalization counts include anyone who was hospitalized at some point during their illness. It does not reflect the number of people currently hospitalized.
Other race includes any person with a race of American Indian/Alaskan native, Asian, native Hawaiian/Pacific Islander, or other.

Laboratory testing for Florida residents and non-Florida residents over the past 2 weeks

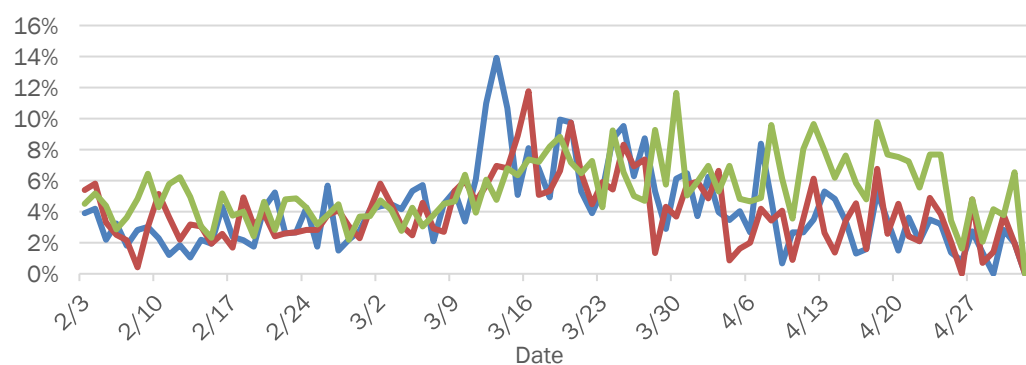
Number and percent of positive labs

These counts include the number of people for whom the department received laboratory results by day. This percent is the number of people who test positive for the first time divided by all the people tested that day, excluding people who have previously tested positive.

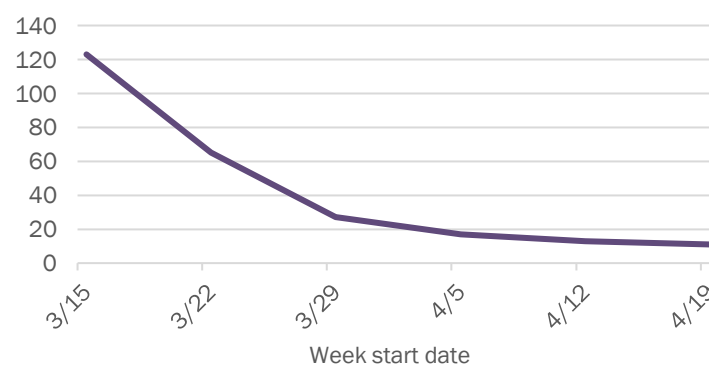


Emergency department (ED) chief complaint and admission data for Leon County

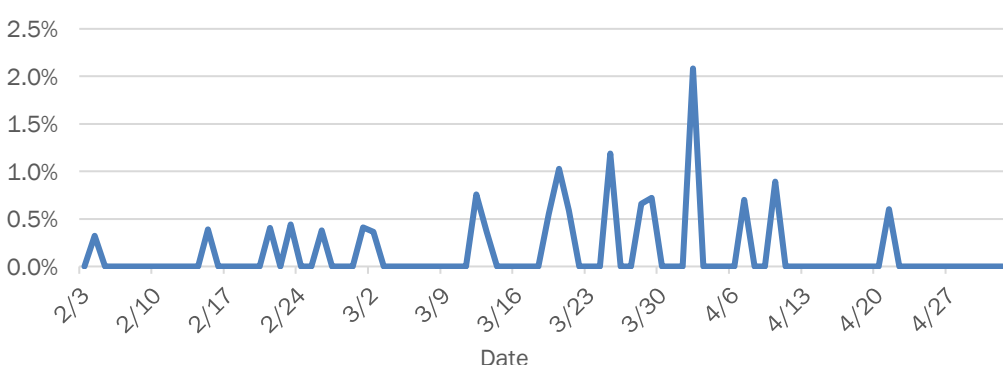
Daily percent of ED visits mentioning cough, fever, or shortness of breath



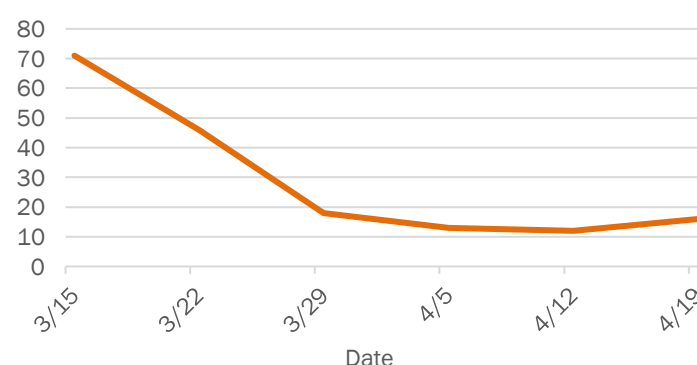
Weekly count of ED visits for influenza-like illness



Daily percent of ED visits resulting in cough-associated admissions



Weekly count of ED visits for COVID-like illness



The Electronic Surveillance System for the Early Notification of Community-Based Epidemics (ESSENCE-FL) includes chief complaint data from 213 of 214 Florida EDs. Data are transmitted electronically to ESSENCE-FL daily or hourly.

Coronavirus: summary for Levy County

Data for May 2, 2020 (verified at 10 AM)

Data in this report are provisional and subject to change.

Confirmed cases		Cases confirmed in Florida residents per day						
Total cases	19							
Florida residents	19							
Non-Florida residents	0							
Gender for Florida residents								
Men	4							
Women	15							
Unknown	0							
Age for Florida residents								
Range	16 - 99							
Median age	51							
Race, ethnicity		Cases	Hospitalizations	Deaths	Outcomes for Florida residents			
White	13	68%	1	50%	0	N/A		
Hispanic	1	5%	0	0%	0	N/A		
Non-Hispanic	12	63%	1	50%	0	N/A		
Unknown ethnicity	0	0%	0	0%	0	N/A		
Black	3	16%	0	0%	0	N/A		
Hispanic	0	0%	0	0%	0	N/A		
Non-Hispanic	3	16%	0	0%	0	N/A		
Unknown ethnicity	0	0%	0	0%	0	N/A		
Other	1	5%	1	50%	0	N/A		
Hispanic	1	5%	1	50%	0	N/A		
Non-Hispanic	0	0%	0	0%	0	N/A		
Unknown ethnicity	0	0%	0	0%	0	N/A		
Unknown race	2	11%	0	0%	0	N/A		
Hispanic	0	0%	0	0%	0	N/A		
Non-Hispanic	0	0%	0	0%	0	N/A		
Unknown ethnicity	2	11%	0	0%	0	N/A		
Total	19		2		0			

Hospitalization counts include anyone who was hospitalized at some point during their illness. It does not reflect the number of people currently hospitalized.

Other race includes any person with a race of American Indian/Alaskan native, Asian, native Hawaiian/Pacific Islander, or other.

Laboratory testing for Florida residents and non-Florida residents over the past 2 weeks

Number and percent of positive labs

These counts include the number of people for whom the department received laboratory results by day. This percent is the number of people who test positive for the first time divided by all the people tested that day, excluding people who have previously tested positive.

Date	Number of positives	Percent positive	Number of negatives
4/18	1	6.3%	15
4/19	1	7.1%	13
4/20	0	0.0%	14
4/21	1	5.0%	19
4/22	0	0.0%	11
4/23	0	0.0%	23
4/24	0	0.0%	28
4/25	0	0.0%	28
4/26	0	0.0%	26
4/27	5	5.5%	86
4/28	0	0.0%	15
4/29	1	5.9%	16
4/30	0	0.0%	16
5/1	0	0.0%	19

Emergency department (ED) chief complaint and admission data for Levy County

Daily percent of ED visits mentioning cough, fever, or shortness of breath

Daily percent of ED visits resulting in cough-associated admissions

Weekly count of ED visits for influenza-like illness

Weekly count of ED visits for COVID-like illness

The Electronic Surveillance System for the Early Notification of Community-Based Epidemics (ESSENCE-FL) includes chief complaint data from 213 of 214 Florida EDs. Data are transmitted electronically to ESSENCE-FL daily or hourly.

Coronavirus: summary for Liberty County

Data for May 2, 2020 (verified at 10 AM)

Data in this report are provisional and subject to change.

Confirmed cases		Cases confirmed in Florida residents per day						
Total cases	8							
Florida residents	8							
Non-Florida residents	0							
Gender for Florida residents								
Men	7							
Women	1							
Unknown	0							
Age for Florida residents								
Range	29 - 59							
Median age	49							
Race, ethnicity		Cases	Hospitalizations	Deaths	Outcomes for Florida residents			
White	5	63%	0	N/A	0	N/A	Liberty Hospitalizations: 0 (0% of all cases) Deaths: 0 (0% of all cases)	
Hispanic	0	0%	0	N/A	0	N/A		
Non-Hispanic	5	63%	0	N/A	0	N/A		
Unknown ethnicity	0	0%	0	N/A	0	N/A		
Black	3	38%	0	N/A	0	N/A	Statewide Hospitalizations: 5,945 (17% of all cases) Deaths: 1,364 (4% of all cases)	
Hispanic	0	0%	0	N/A	0	N/A		
Non-Hispanic	3	38%	0	N/A	0	N/A		
Unknown ethnicity	0	0%	0	N/A	0	N/A		
Other	0	0%	0	N/A	0	N/A		
Hispanic	0	0%	0	N/A	0	N/A		
Non-Hispanic	0	0%	0	N/A	0	N/A		
Unknown ethnicity	0	0%	0	N/A	0	N/A		
Unknown race	0	0%	0	N/A	0	N/A		
Hispanic	0	0%	0	N/A	0	N/A		
Non-Hispanic	0	0%	0	N/A	0	N/A		
Unknown ethnicity	0	0%	0	N/A	0	N/A		
Total	8		0		0			


Hospitalization counts include anyone who was hospitalized at some point during their illness. It does not reflect the number of people currently hospitalized.

Other race includes any person with a race of American Indian/Alaskan native, Asian, native Hawaiian/Pacific Islander, or other.

Laboratory testing for Florida residents and non-Florida residents over the past 2 weeks

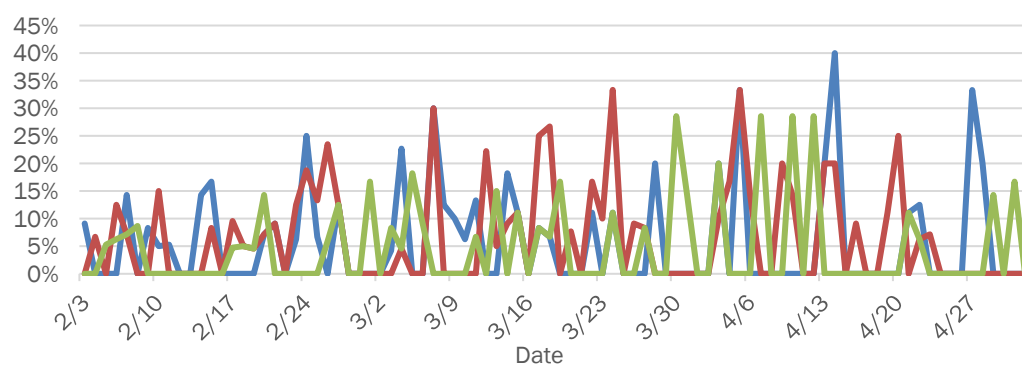
Number and percent of positive labs

These counts include the number of people for whom the department received laboratory results by day. This percent is the number of people who test positive for the first time divided by all the people tested that day, excluding people who have previously tested positive.

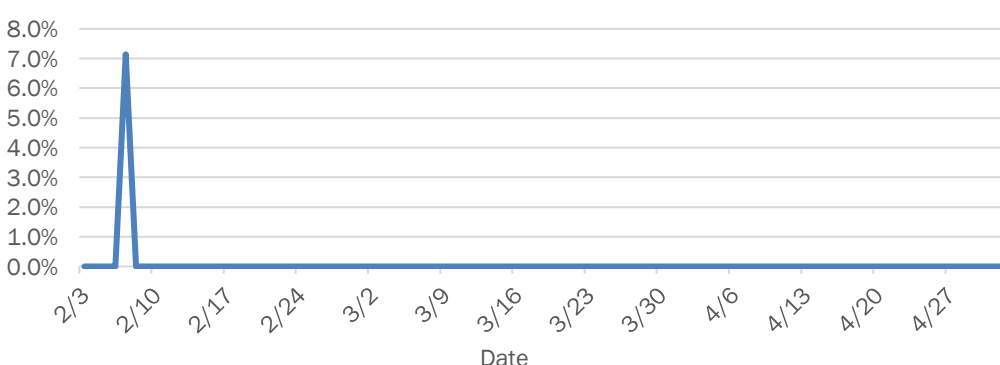


Emergency department (ED) chief complaint and admission data for Liberty County

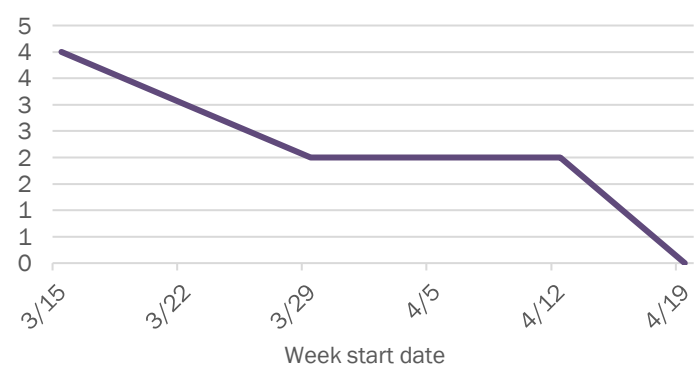
Daily percent of ED visits mentioning cough, fever, or shortness of breath



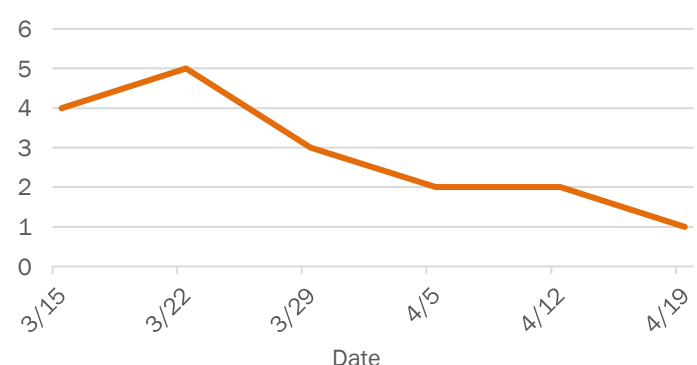
Daily percent of ED visits resulting in cough-associated admissions



Weekly count of ED visits for influenza-like illness



Weekly count of ED visits for COVID-like illness



The Electronic Surveillance System for the Early Notification of Community-Based Epidemics (ESSENCE-FL) includes chief complaint data from 213 of 214 Florida EDs. Data are transmitted electronically to ESSENCE-FL daily or hourly.

Coronavirus: summary for Madison County

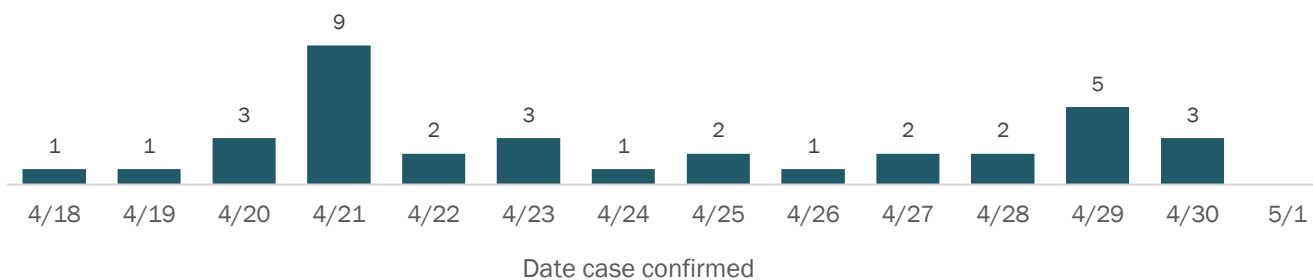
Data for May 2, 2020 (verified at 10 AM)

Data in this report are provisional and subject to change.

Confirmed cases

Total cases	58
Florida residents	54
Non-Florida residents	4
Gender for Florida residents	
Men	24
Women	30
Unknown	0
Age for Florida residents	
Range	0 - 98
Median age	60

Cases confirmed in Florida residents per day



Race, ethnicity	Cases	Hospitalizations	Deaths
White	16 (30%)	0 (0%)	0 (0%)
Hispanic	0 (0%)	0 (0%)	0 (0%)
Non-Hispanic	13 (24%)	0 (0%)	0 (0%)
Unknown ethnicity	3 (6%)	0 (0%)	0 (0%)
Black	31 (57%)	4 (100%)	2 (100%)
Hispanic	0 (0%)	0 (0%)	0 (0%)
Non-Hispanic	28 (52%)	4 (100%)	2 (100%)
Unknown ethnicity	3 (6%)	0 (0%)	0 (0%)
Other	2 (4%)	0 (0%)	0 (0%)
Hispanic	1 (2%)	0 (0%)	0 (0%)
Non-Hispanic	1 (2%)	0 (0%)	0 (0%)
Unknown ethnicity	0 (0%)	0 (0%)	0 (0%)
Unknown race	5 (9%)	0 (0%)	0 (0%)
Hispanic	0 (0%)	0 (0%)	0 (0%)
Non-Hispanic	0 (0%)	0 (0%)	0 (0%)
Unknown ethnicity	5 (9%)	0 (0%)	0 (0%)
Total	54	4	2

Outcomes for Florida residents

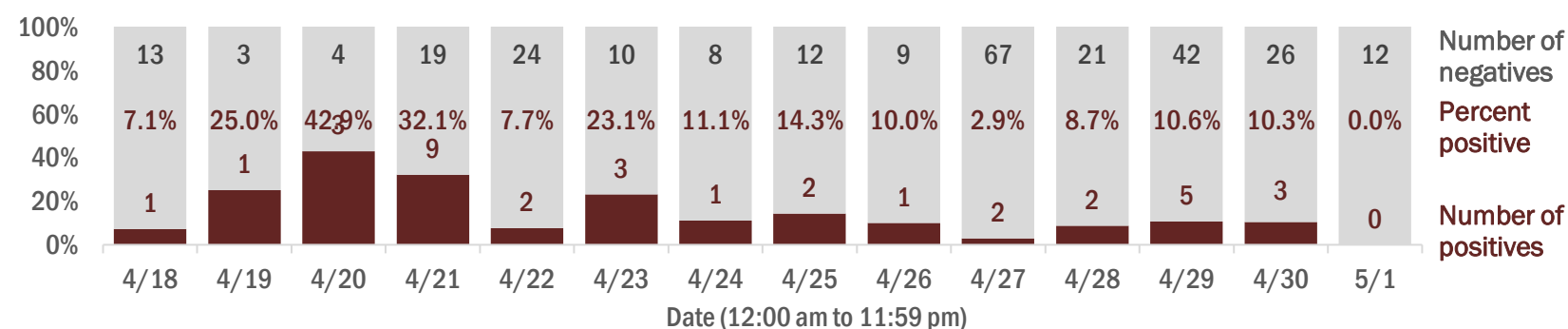
Category	Count	Percentage
Madison		
Hospitalizations	4	(7% of all cases)
Deaths	2	(4% of all cases)
Statewide		
Hospitalizations	5,945	(17% of all cases)
Deaths	1,364	(4% of all cases)

Hospitalization counts include anyone who was hospitalized at some point during their illness. It does not reflect the number of people currently hospitalized.
Other race includes any person with a race of American Indian/Alaskan native, Asian, native Hawaiian/Pacific Islander, or other.

Laboratory testing for Florida residents and non-Florida residents over the past 2 weeks

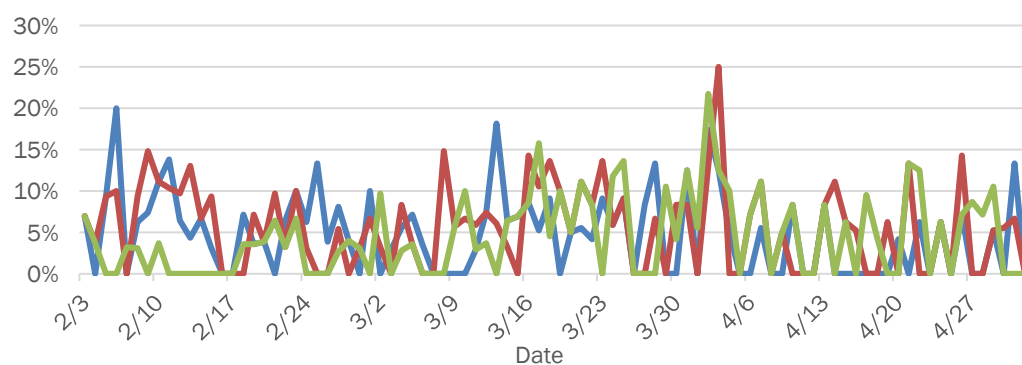
Number and percent of positive labs

These counts include the number of people for whom the department received laboratory results by day. This percent is the number of people who test positive for the first time divided by all the people tested that day, excluding people who have previously tested positive.

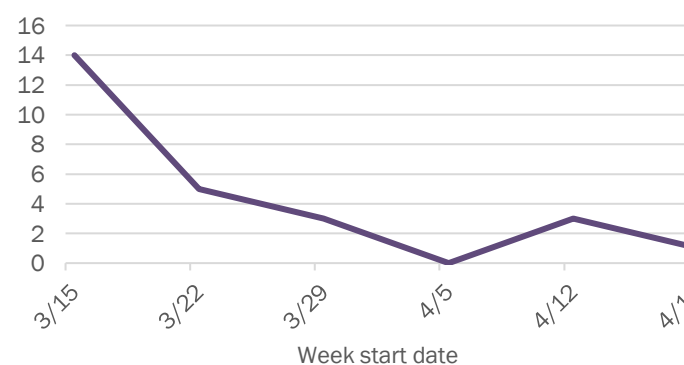


Emergency department (ED) chief complaint and admission data for Madison County

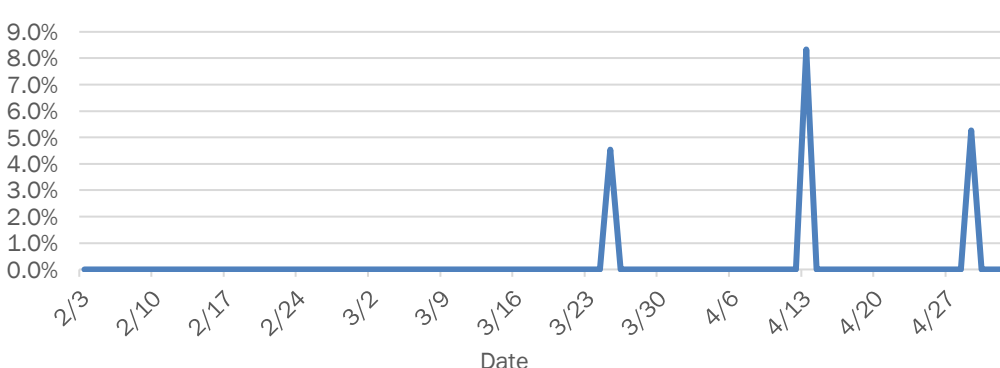
Daily percent of ED visits mentioning cough, fever, or shortness of breath



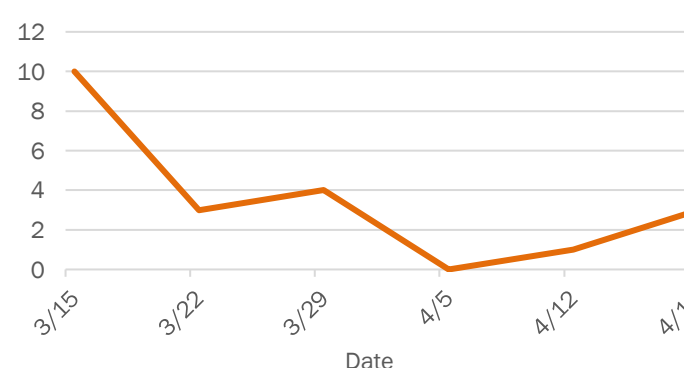
Weekly count of ED visits for influenza-like illness



Daily percent of ED visits resulting in cough-associated admissions



Weekly count of ED visits for COVID-like illness

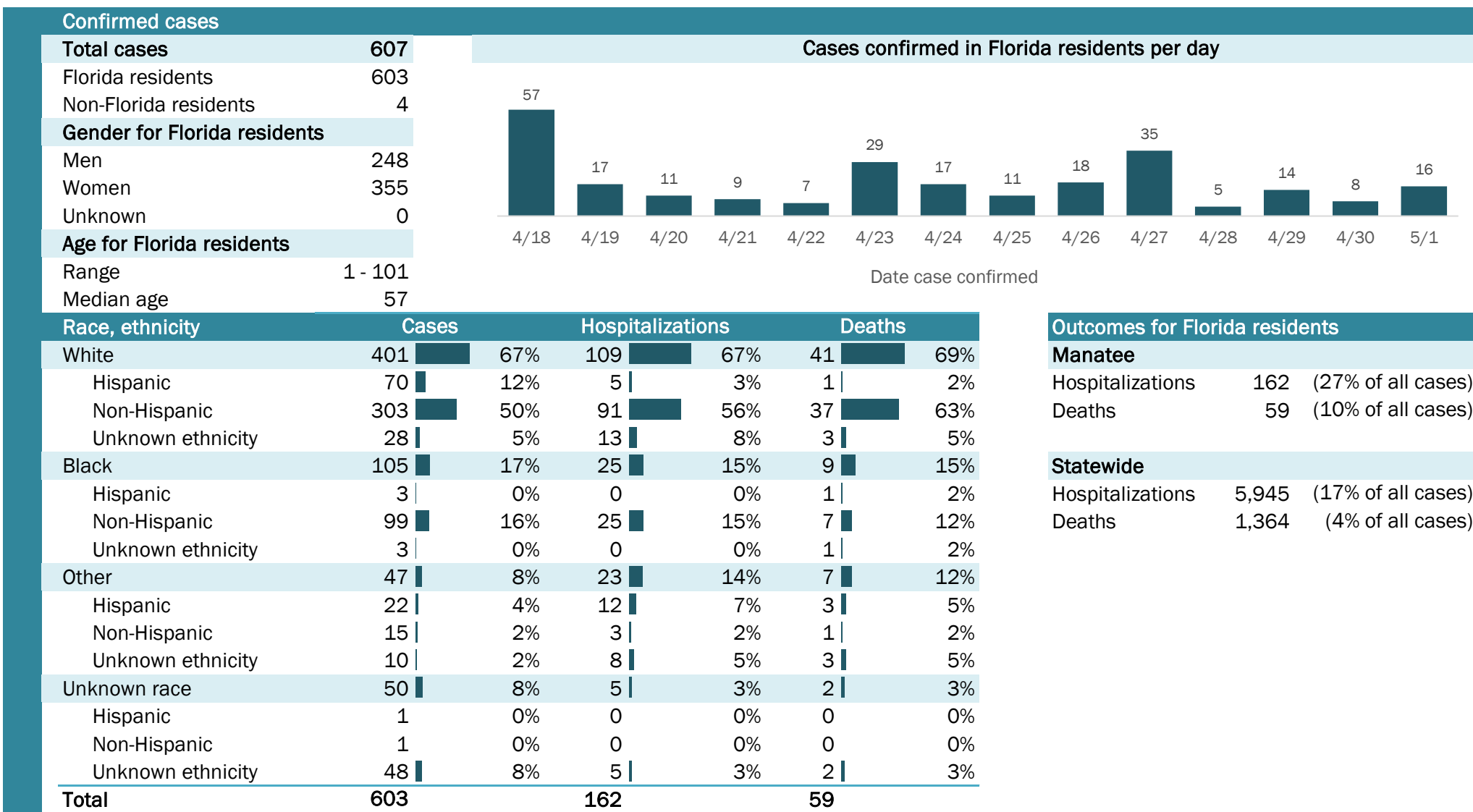


The Electronic Surveillance System for the Early Notification of Community-Based Epidemics (ESSENCE-FL) includes chief complaint data from 213 of 214 Florida EDs. Data are transmitted electronically to ESSENCE-FL daily or hourly.

Coronavirus: summary for Manatee County

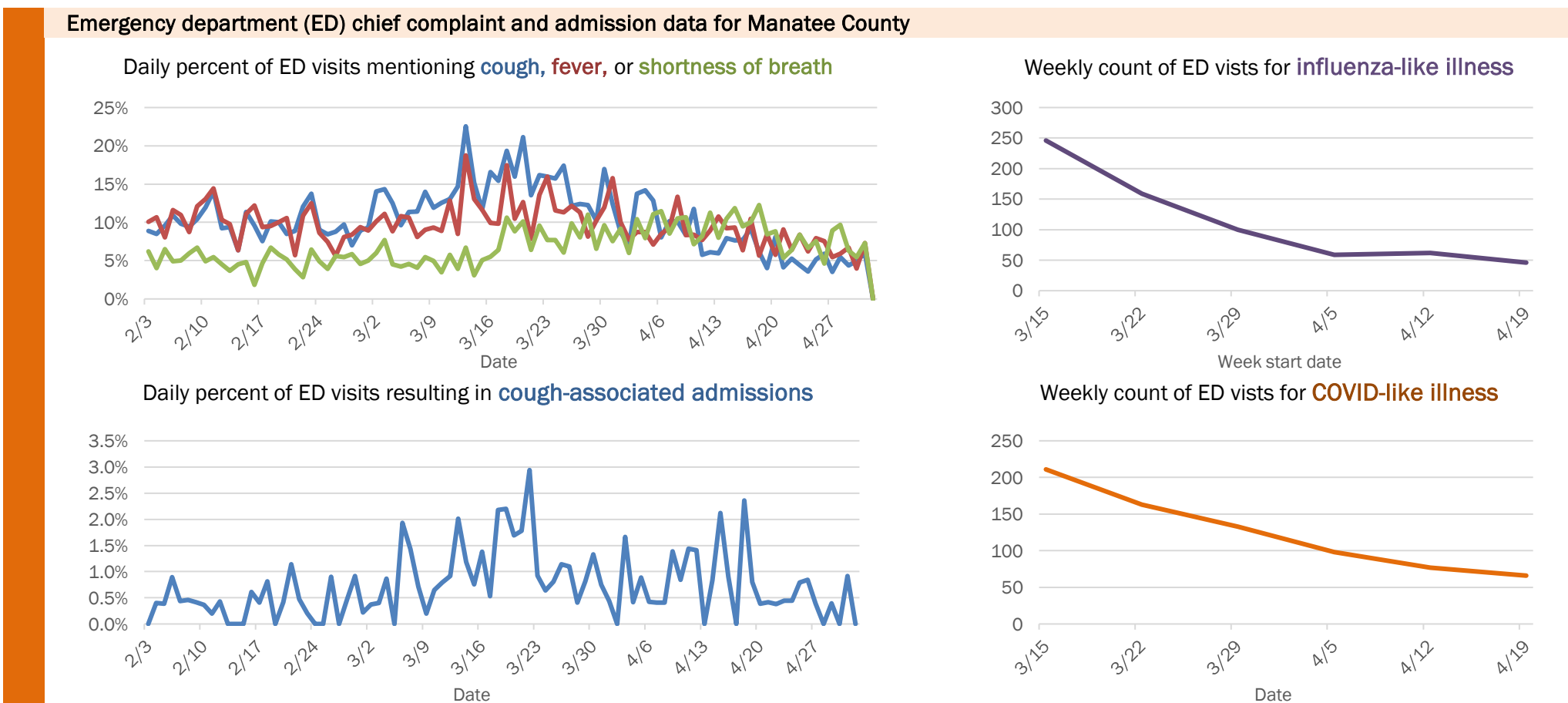
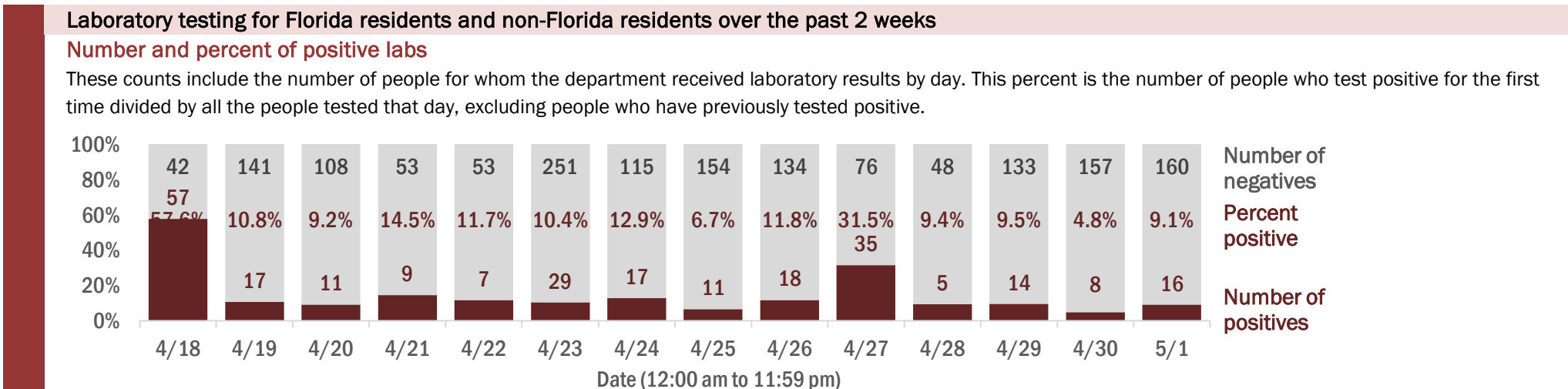
Data for May 2, 2020 (verified at 10 AM)

Data in this report are provisional and subject to change.



Hospitalization counts include anyone who was hospitalized at some point during their illness. It does not reflect the number of people currently hospitalized.

Other race includes any person with a race of American Indian/Alaskan native, Asian, native Hawaiian/Pacific Islander, or other.



The Electronic Surveillance System for the Early Notification of Community-Based Epidemics (ESSENCE-FL) includes chief complaint data from 213 of 214 Florida EDs. Data are transmitted electronically to ESSENCE-FL daily or hourly.

Coronavirus: summary for Marion County

Data for May 2, 2020 (verified at 10 AM)

Data in this report are provisional and subject to change.

Confirmed cases		Cases confirmed in Florida residents per day	
Total cases	182		
Florida residents	179		
Non-Florida residents	3		
Gender for Florida residents			
Men	79		
Women	100		
Unknown	0		
Age for Florida residents			
Range	1 - 96		
Median age	51		
Race, ethnicity		Cases	Hospitalizations
White	135	75%	16
Hispanic	26	15%	2
Non-Hispanic	109	61%	14
Unknown ethnicity	0	0%	0
Black	27	15%	6
Hispanic	1	1%	0
Non-Hispanic	26	15%	6
Unknown ethnicity	0	0%	0
Other	13	7%	4
Hispanic	2	1%	1
Non-Hispanic	11	6%	3
Unknown ethnicity	0	0%	0
Unknown race	4	2%	1
Hispanic	0	0%	0
Non-Hispanic	0	0%	0
Unknown ethnicity	4	2%	1
Total	179		27
			5

Outcomes for Florida residents	
Marion	
Hospitalizations	27 (15% of all cases)
Deaths	5 (3% of all cases)
Statewide	
Hospitalizations	5,945 (17% of all cases)
Deaths	1,364 (4% of all cases)

Hospitalization counts include anyone who was hospitalized at some point during their illness. It does not reflect the number of people currently hospitalized.
Other race includes any person with a race of American Indian/Alaskan native, Asian, native Hawaiian/Pacific Islander, or other.

Laboratory testing for Florida residents and non-Florida residents over the past 2 weeks

Number and percent of positive labs

These counts include the number of people for whom the department received laboratory results by day. This percent is the number of people who test positive for the first time divided by all the people tested that day, excluding people who have previously tested positive.

Date (12:00 am to 11:59 pm)	Number of negatives	Percent positive	Number of positives
4/18	139	0.7%	1
4/19	54	6.9%	4
4/20	144	4.6%	7
4/21	85	0.0%	0
4/22	95	5.0%	5
4/23	459	2.1%	10
4/24	181	3.2%	6
4/25	162	0.6%	1
4/26	114	0.0%	0
4/27	143	5.9%	9
4/28	103	2.8%	3
4/29	154	6.7%	11
4/30	166	1.8%	3
5/1	154	2.5%	4

Emergency department (ED) chief complaint and admission data for Marion County

Daily percent of ED visits mentioning cough, fever, or shortness of breath

Weekly count of ED visits for influenza-like illness

Daily percent of ED visits resulting in cough-associated admissions

Weekly count of ED visits for COVID-like illness

The Electronic Surveillance System for the Early Notification of Community-Based Epidemics (ESSENCE-FL) includes chief complaint data from 213 of 214 Florida EDs. Data are transmitted electronically to ESSENCE-FL daily or hourly.

Coronavirus: summary for Martin County

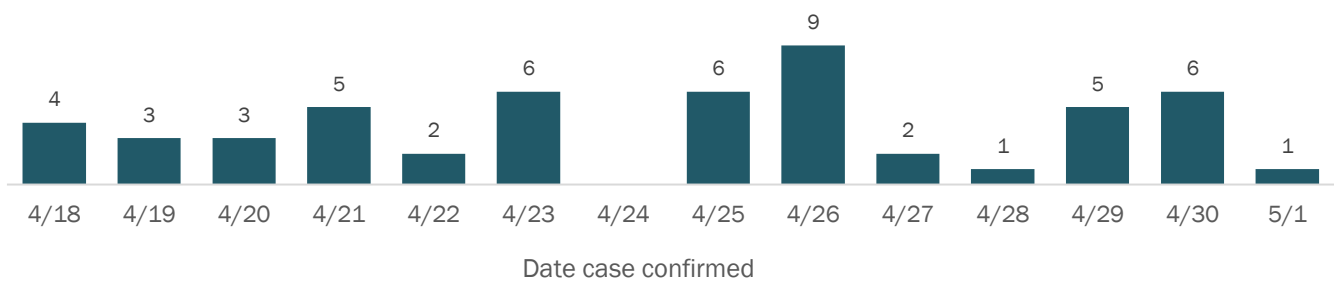
Data for May 2, 2020 (verified at 10 AM)

Data in this report are provisional and subject to change.

Confirmed cases

Total cases	199
Florida residents	188
Non-Florida residents	11
Gender for Florida residents	
Men	108
Women	80
Unknown	0
Age for Florida residents	
Range	2 - 92
Median age	55

Cases confirmed in Florida residents per day



Race, ethnicity	Cases	Hospitalizations	Deaths
White	121 (64%)	31 (78%)	5 (83%)
Hispanic	19 (10%)	3 (8%)	0 (0%)
Non-Hispanic	99 (53%)	28 (70%)	5 (83%)
Unknown ethnicity	3 (2%)	0 (0%)	0 (0%)
Black	5 (3%)	2 (5%)	0 (0%)
Hispanic	0 (0%)	0 (0%)	0 (0%)
Non-Hispanic	5 (3%)	2 (5%)	0 (0%)
Unknown ethnicity	0 (0%)	0 (0%)	0 (0%)
Other	33 (18%)	4 (10%)	1 (17%)
Hispanic	31 (16%)	4 (10%)	1 (17%)
Non-Hispanic	2 (1%)	0 (0%)	0 (0%)
Unknown ethnicity	0 (0%)	0 (0%)	0 (0%)
Unknown race	29 (15%)	3 (8%)	0 (0%)
Hispanic	3 (2%)	1 (3%)	0 (0%)
Non-Hispanic	0 (0%)	0 (0%)	0 (0%)
Unknown ethnicity	26 (14%)	2 (5%)	0 (0%)
Total	188	40	6

Outcomes for Florida residents

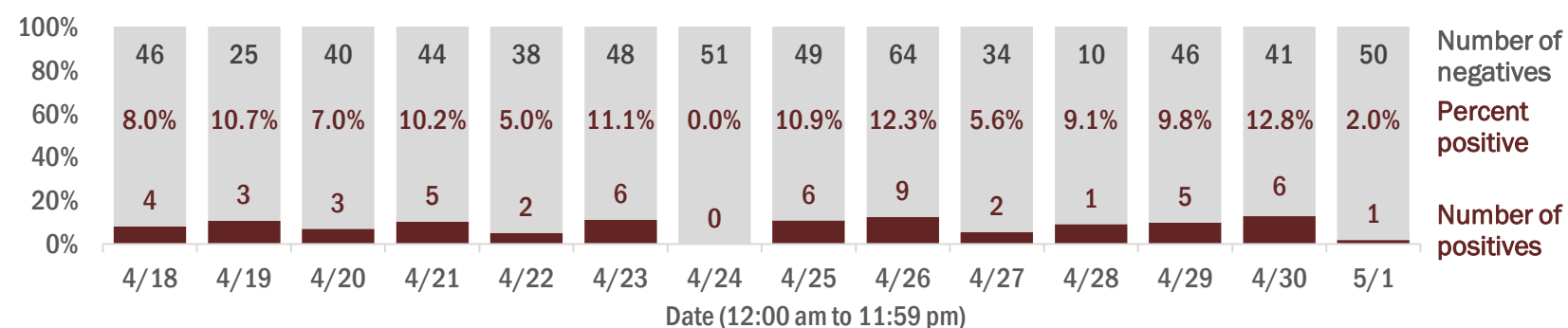
Martin		
Hospitalizations	40	(21% of all cases)
Deaths	6	(3% of all cases)
Statewide		
Hospitalizations	5,945	(17% of all cases)
Deaths	1,364	(4% of all cases)

Hospitalization counts include anyone who was hospitalized at some point during their illness. It does not reflect the number of people currently hospitalized.
Other race includes any person with a race of American Indian/Alaskan native, Asian, native Hawaiian/Pacific Islander, or other.

Laboratory testing for Florida residents and non-Florida residents over the past 2 weeks

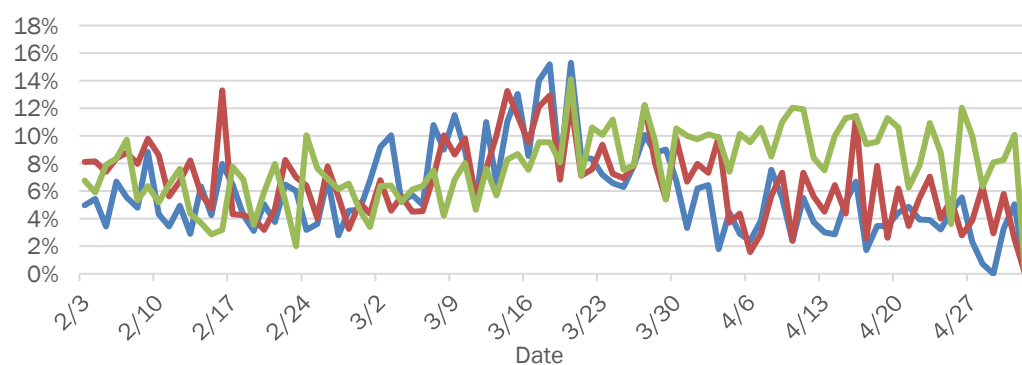
Number and percent of positive labs

These counts include the number of people for whom the department received laboratory results by day. This percent is the number of people who test positive for the first time divided by all the people tested that day, excluding people who have previously tested positive.

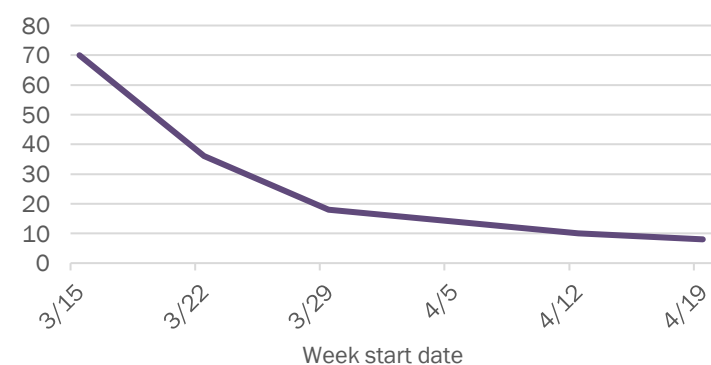


Emergency department (ED) chief complaint and admission data for Martin County

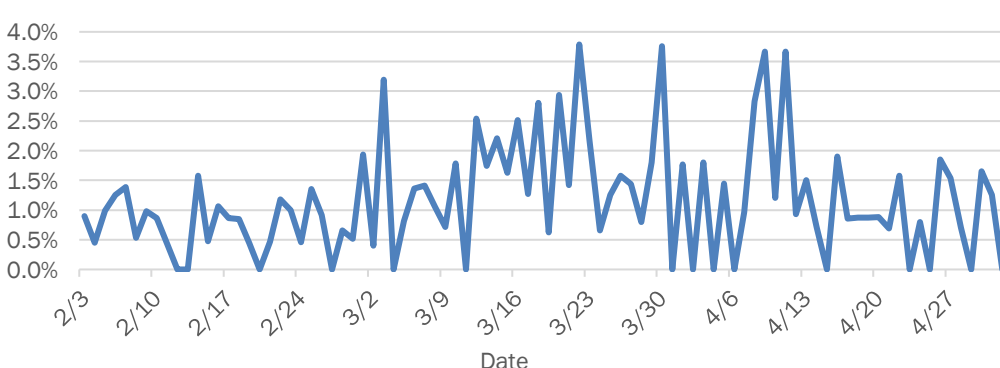
Daily percent of ED visits mentioning cough, fever, or shortness of breath



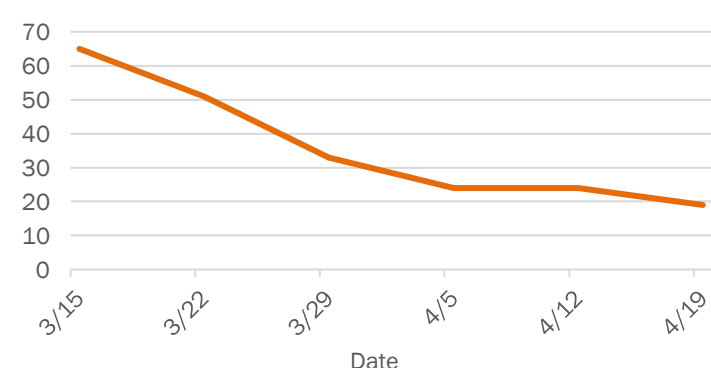
Weekly count of ED visits for influenza-like illness



Daily percent of ED visits resulting in cough-associated admissions



Weekly count of ED visits for COVID-like illness

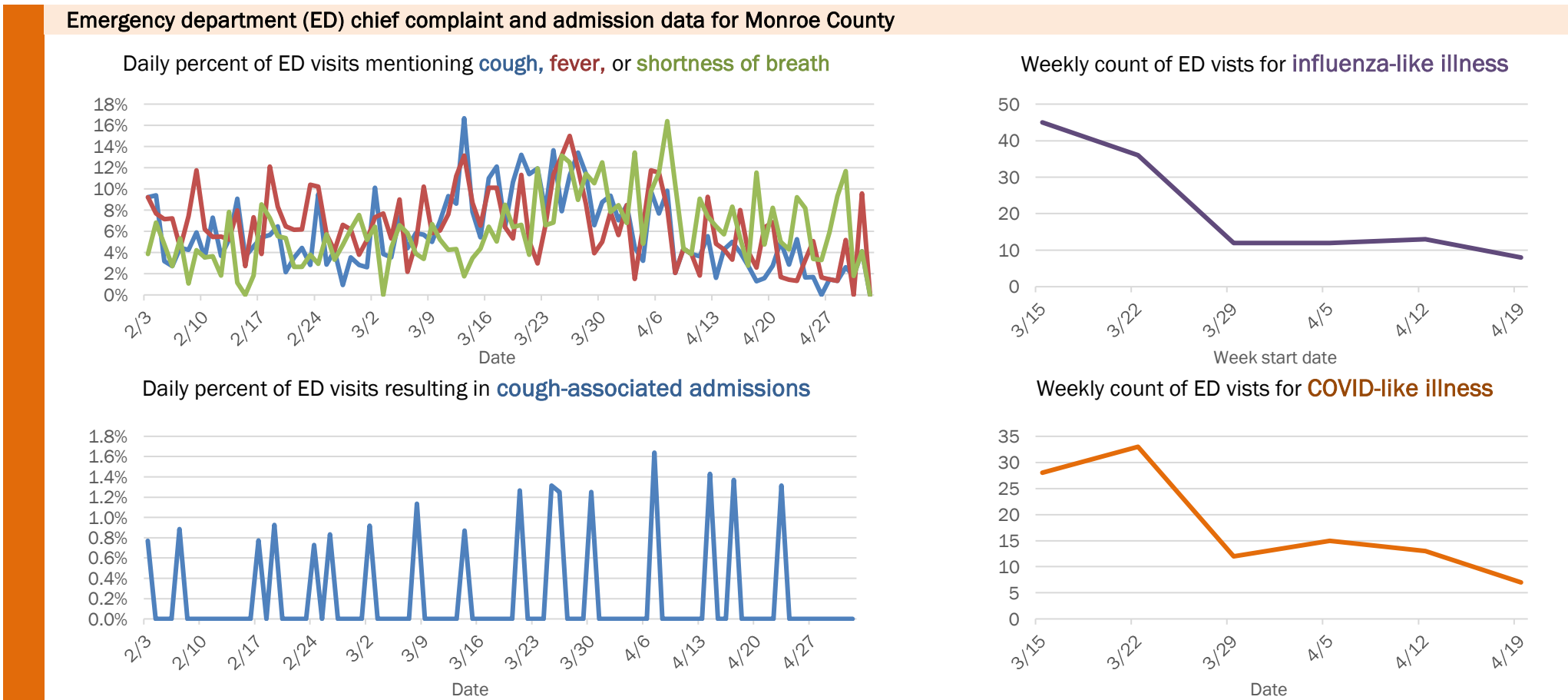
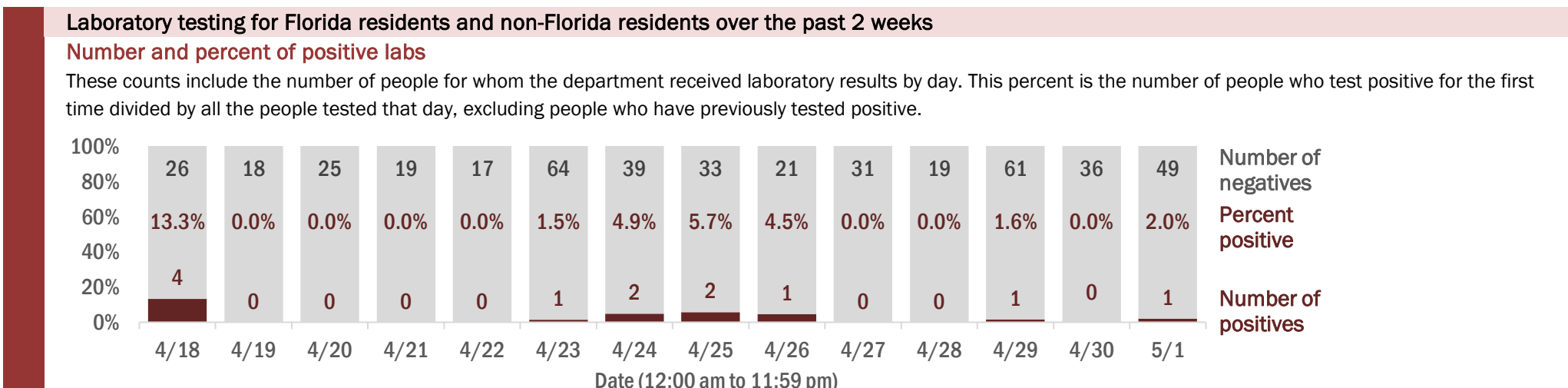
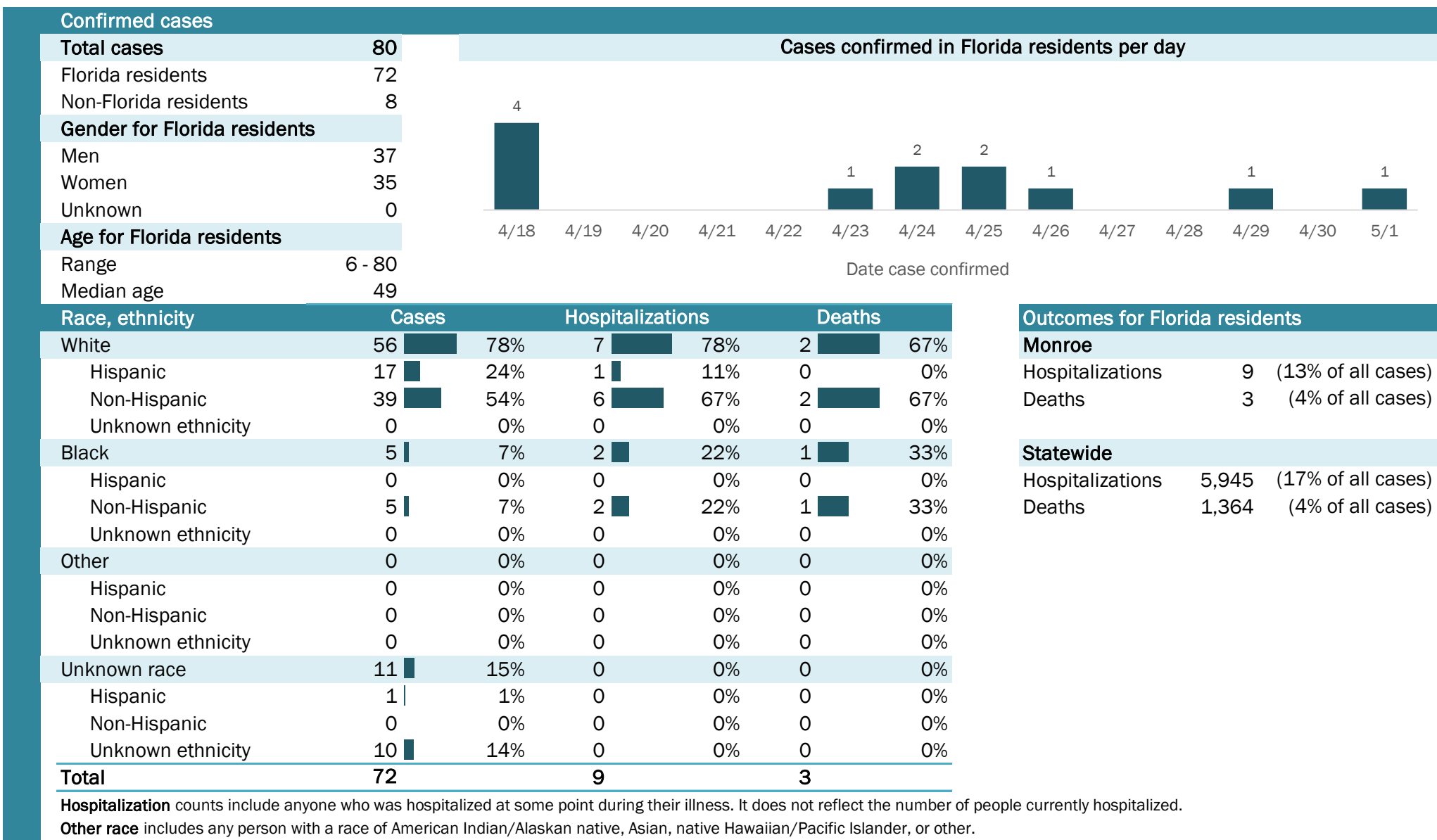


The Electronic Surveillance System for the Early Notification of Community-Based Epidemics (ESSENCE-FL) includes chief complaint data from 213 of 214 Florida EDs. Data are transmitted electronically to ESSENCE-FL daily or hourly.

Coronavirus: summary for Monroe County

Data for May 2, 2020 (verified at 10 AM)

Data in this report are provisional and subject to change.



The Electronic Surveillance System for the Early Notification of Community-Based Epidemics (ESSENCE-FL) includes chief complaint data from 213 of 214 Florida EDs. Data are transmitted electronically to ESSENCE-FL daily or hourly.

Coronavirus: summary for Nassau County

Data for May 2, 2020 (verified at 10 AM)

Data in this report are provisional and subject to change.

Confirmed cases		Cases confirmed in Florida residents per day	
Total cases	58		
Florida residents	56		
Non-Florida residents	2		
Gender for Florida residents			
Men	23		
Women	33		
Unknown	0		
Age for Florida residents			
Range	15 - 89		
Median age	50		
Race, ethnicity		Cases	Hospitalizations
White	45	80%	7
Hispanic	0	0%	0
Non-Hispanic	45	80%	7
Unknown ethnicity	0	0%	0
Black	7	13%	4
Hispanic	0	0%	0
Non-Hispanic	7	13%	4
Unknown ethnicity	0	0%	0
Other	2	4%	1
Hispanic	1	2%	0
Non-Hispanic	1	2%	1
Unknown ethnicity	0	0%	0
Unknown race	2	4%	0
Hispanic	0	0%	0
Non-Hispanic	1	2%	0
Unknown ethnicity	1	2%	0
Total	56		12
			1

Outcomes for Florida residents	
Nassau	
Hospitalizations	12 (21% of all cases)
Deaths	1 (2% of all cases)
Statewide	
Hospitalizations	5,945 (17% of all cases)
Deaths	1,364 (4% of all cases)

Hospitalization counts include anyone who was hospitalized at some point during their illness. It does not reflect the number of people currently hospitalized.
Other race includes any person with a race of American Indian/Alaskan native, Asian, native Hawaiian/Pacific Islander, or other.

Laboratory testing for Florida residents and non-Florida residents over the past 2 weeks

Number and percent of positive labs

These counts include the number of people for whom the department received laboratory results by day. This percent is the number of people who test positive for the first time divided by all the people tested that day, excluding people who have previously tested positive.

Date	Number of positives	Percent positive	Number of negatives
4/18	0	0.0%	41
4/19	2	1.1%	173
4/20	1	3.0%	32
4/21	0	0.0%	39
4/22	2	4.5%	42
4/23	1	1.4%	70
4/24	1	4.2%	23
4/25	3	4.2%	69
4/26	0	0.0%	25
4/27	1	5.0%	19
4/28	2	5.1%	37
4/29	0	0.0%	34
4/30	1	2.0%	50
5/1	1	1.5%	65

Emergency department (ED) chief complaint and admission data for Nassau County

Daily percent of ED visits mentioning cough, fever, or shortness of breath

Weekly count of ED visits for influenza-like illness

Daily percent of ED visits resulting in cough-associated admissions

Weekly count of ED visits for COVID-like illness

The Electronic Surveillance System for the Early Notification of Community-Based Epidemics (ESSENCE-FL) includes chief complaint data from 213 of 214 Florida EDs. Data are transmitted electronically to ESSENCE-FL daily or hourly.

Coronavirus: summary for Okaloosa County

Data for May 2, 2020 (verified at 10 AM)

Data in this report are provisional and subject to change.

Confirmed cases		Cases confirmed in Florida residents per day	
Total cases	158		
Florida residents	151		
Non-Florida residents	7		
Gender for Florida residents			
Men	70		
Women	81		
Unknown	0		
Age for Florida residents			
Range	0 - 96		
Median age	59		
		Date case confirmed	
		4/18	4/19
		4/20	4/21
		4/22	4/23
		4/24	4/25
		4/26	4/27
		4/28	4/29
		4/30	5/1

Race, ethnicity	Cases	Hospitalizations	Deaths
White	110 (73%)	14 (56%)	5 (100%)
Hispanic	19 (13%)	2 (8%)	0 (0%)
Non-Hispanic	90 (60%)	12 (48%)	5 (100%)
Unknown ethnicity	1 (1%)	0 (0%)	0 (0%)
Black	25 (17%)	9 (36%)	0 (0%)
Hispanic	0 (0%)	0 (0%)	0 (0%)
Non-Hispanic	24 (16%)	9 (36%)	0 (0%)
Unknown ethnicity	1 (1%)	0 (0%)	0 (0%)
Other	15 (10%)	2 (8%)	0 (0%)
Hispanic	1 (1%)	0 (0%)	0 (0%)
Non-Hispanic	14 (9%)	2 (8%)	0 (0%)
Unknown ethnicity	0 (0%)	0 (0%)	0 (0%)
Unknown race	1 (1%)	0 (0%)	0 (0%)
Hispanic	0 (0%)	0 (0%)	0 (0%)
Non-Hispanic	0 (0%)	0 (0%)	0 (0%)
Unknown ethnicity	1 (1%)	0 (0%)	0 (0%)
Total	151	25	5

Outcomes for Florida residents	
Okaloosa	
Hospitalizations	25 (17% of all cases)
Deaths	5 (3% of all cases)
Statewide	
Hospitalizations	5,945 (17% of all cases)
Deaths	1,364 (4% of all cases)

Hospitalization counts include anyone who was hospitalized at some point during their illness. It does not reflect the number of people currently hospitalized.
Other race includes any person with a race of American Indian/Alaskan native, Asian, native Hawaiian/Pacific Islander, or other.

Laboratory testing for Florida residents and non-Florida residents over the past 2 weeks

Number and percent of positive labs

These counts include the number of people for whom the department received laboratory results by day. This percent is the number of people who test positive for the first time divided by all the people tested that day, excluding people who have previously tested positive.

Date (12:00 am to 11:59 pm)	Number of positives	Percent positive	Number of negatives
4/18	2	4.9%	39
4/19	3	6.7%	42
4/20	1	2.4%	40
4/21	2	4.2%	46
4/22	3	3.1%	95
4/23	6	3.7%	156
4/24	4	3.2%	122
4/25	0	0.0%	75
4/26	0	0.0%	32
4/27	2	1.1%	184
4/28	2	1.3%	154
4/29	1	0.9%	115
4/30	2	1.0%	194
5/1	2	2.5%	77

Emergency department (ED) chief complaint and admission data for Okaloosa County

Daily percent of ED visits mentioning cough, fever, or shortness of breath

Weekly count of ED visits for influenza-like illness

Daily percent of ED visits resulting in cough-associated admissions

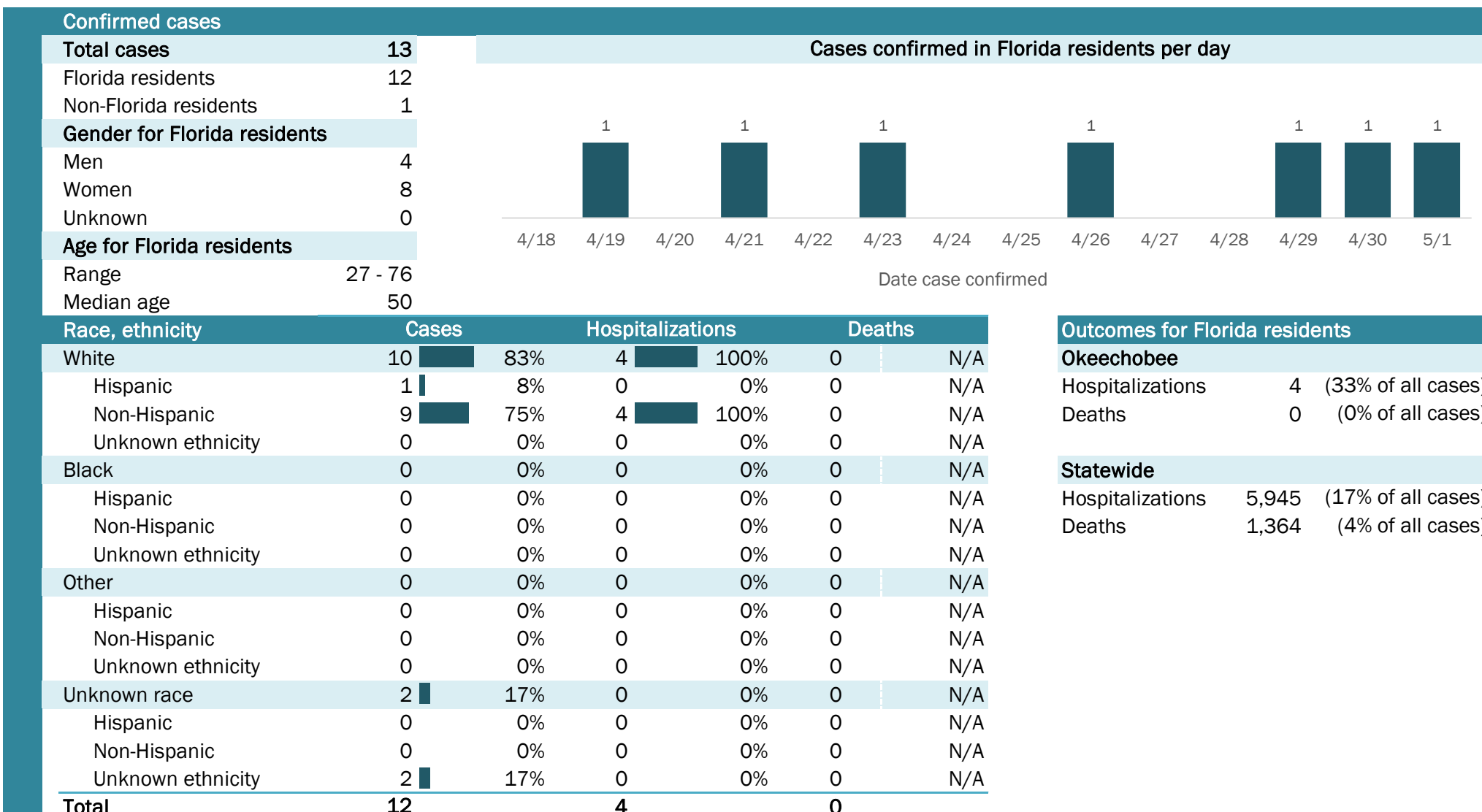
Weekly count of ED visits for COVID-like illness

The Electronic Surveillance System for the Early Notification of Community-Based Epidemics (ESSENCE-FL) includes chief complaint data from 213 of 214 Florida EDs. Data are transmitted electronically to ESSENCE-FL daily or hourly.

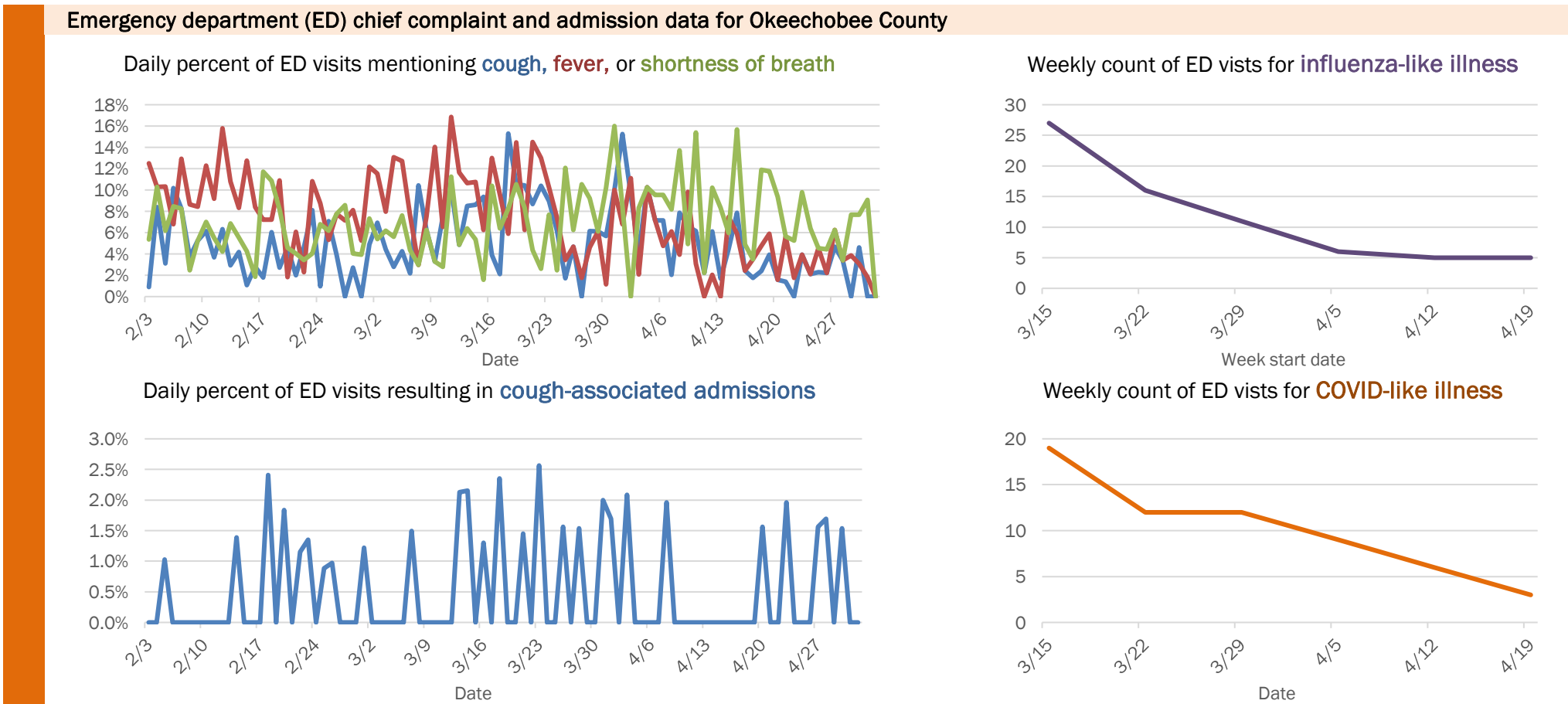
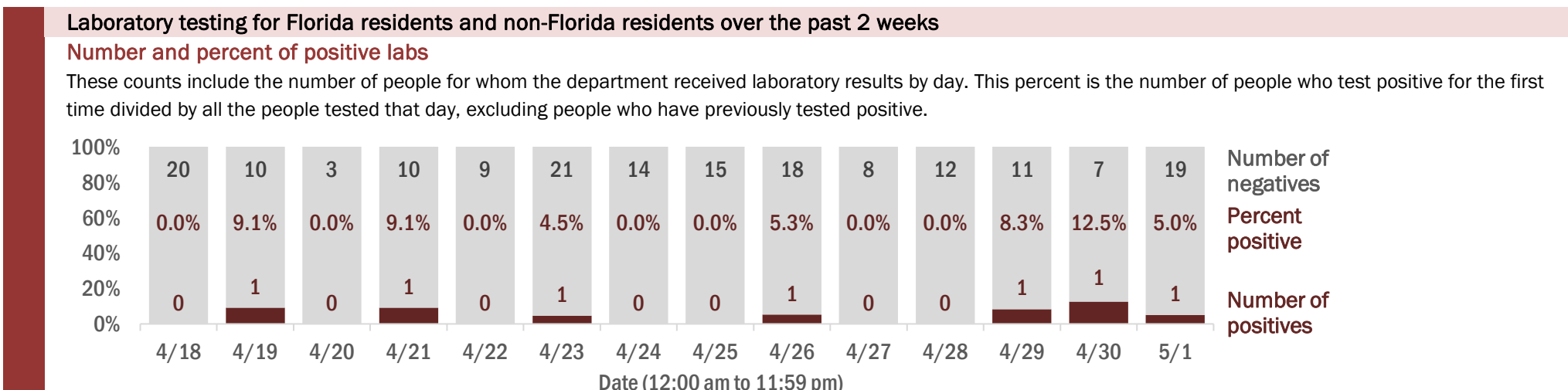
Coronavirus: summary for Okeechobee County

Data for May 2, 2020 (verified at 10 AM)

Data in this report are provisional and subject to change.



Hospitalization counts include anyone who was hospitalized at some point during their illness. It does not reflect the number of people currently hospitalized.
Other race includes any person with a race of American Indian/Alaskan native, Asian, native Hawaiian/Pacific Islander, or other.



The Electronic Surveillance System for the Early Notification of Community-Based Epidemics (ESSENCE-FL) includes chief complaint data from 213 of 214 Florida EDs. Data are transmitted electronically to ESSENCE-FL daily or hourly.

Coronavirus: summary for Orange County

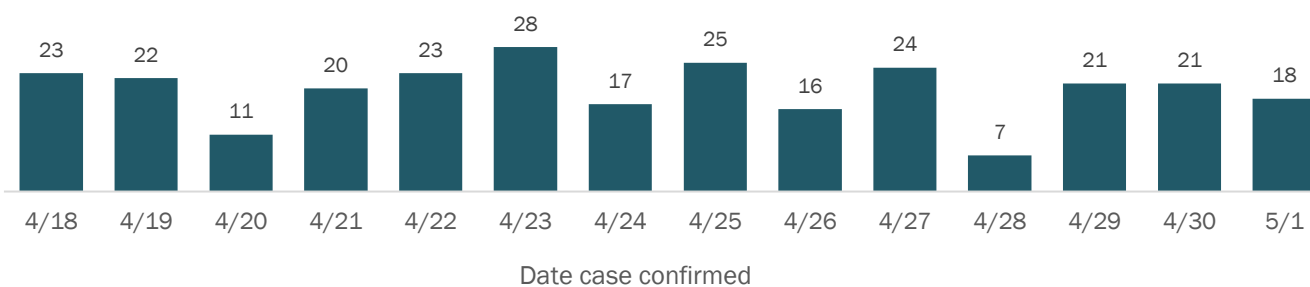
Data for May 2, 2020 (verified at 10 AM)

Data in this report are provisional and subject to change.

Confirmed cases

Total cases	1,422
Florida residents	1,356
Non-Florida residents	66
Gender for Florida residents	
Men	698
Women	657
Unknown	1
Age for Florida residents	
Range	0 - 101
Median age	45

Cases confirmed in Florida residents per day



Race, ethnicity	Cases	Hospitalizations	Deaths
White	639 (47%)	115 (46%)	17 (49%)
Hispanic	262 (19%)	43 (17%)	8 (23%)
Non-Hispanic	284 (21%)	54 (22%)	9 (26%)
Unknown ethnicity	93 (7%)	18 (7%)	0 (0%)
Black	182 (13%)	37 (15%)	9 (26%)
Hispanic	17 (1%)	1 (0%)	0 (0%)
Non-Hispanic	145 (11%)	34 (14%)	8 (23%)
Unknown ethnicity	20 (1%)	2 (1%)	1 (3%)
Other	410 (30%)	89 (36%)	8 (23%)
Hispanic	217 (16%)	50 (20%)	4 (11%)
Non-Hispanic	87 (6%)	27 (11%)	4 (11%)
Unknown ethnicity	106 (8%)	12 (5%)	0 (0%)
Unknown race	125 (9%)	7 (3%)	1 (3%)
Hispanic	6 (0%)	0 (0%)	0 (0%)
Non-Hispanic	3 (0%)	2 (1%)	0 (0%)
Unknown ethnicity	116 (9%)	5 (2%)	1 (3%)
Total	1,356	248	35

Outcomes for Florida residents

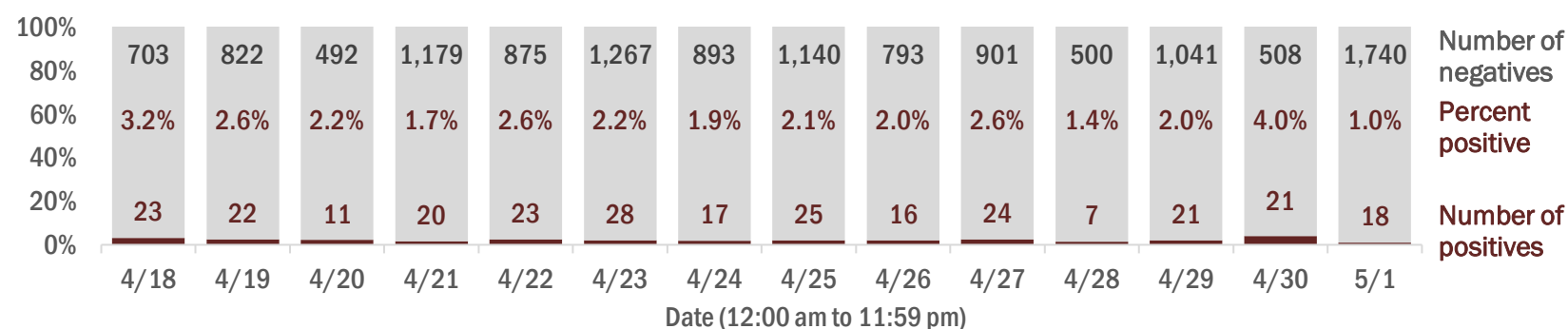
Category	Count	Percentage
Orange		
Hospitalizations	248	(18% of all cases)
Deaths	35	(3% of all cases)
Statewide		
Hospitalizations	5,945	(17% of all cases)
Deaths	1,364	(4% of all cases)

Hospitalization counts include anyone who was hospitalized at some point during their illness. It does not reflect the number of people currently hospitalized.
Other race includes any person with a race of American Indian/Alaskan native, Asian, native Hawaiian/Pacific Islander, or other.

Laboratory testing for Florida residents and non-Florida residents over the past 2 weeks

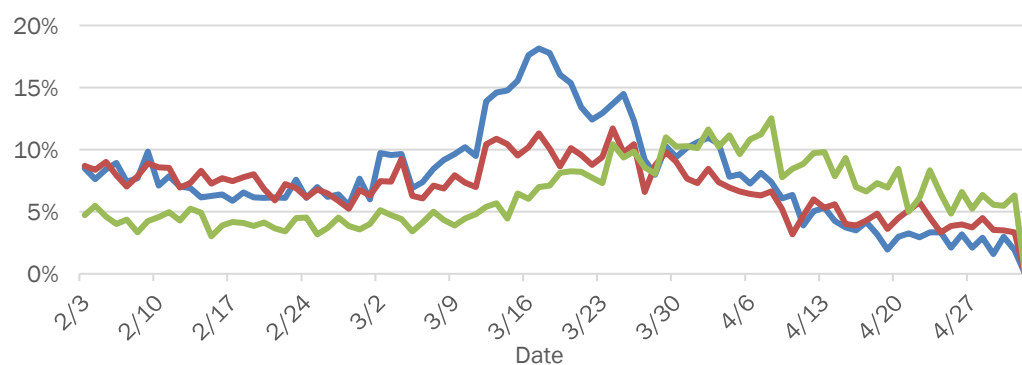
Number and percent of positive labs

These counts include the number of people for whom the department received laboratory results by day. This percent is the number of people who test positive for the first time divided by all the people tested that day, excluding people who have previously tested positive.

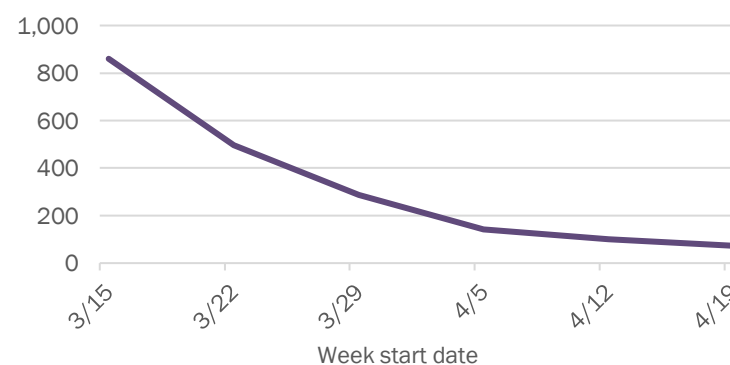


Emergency department (ED) chief complaint and admission data for Orange County

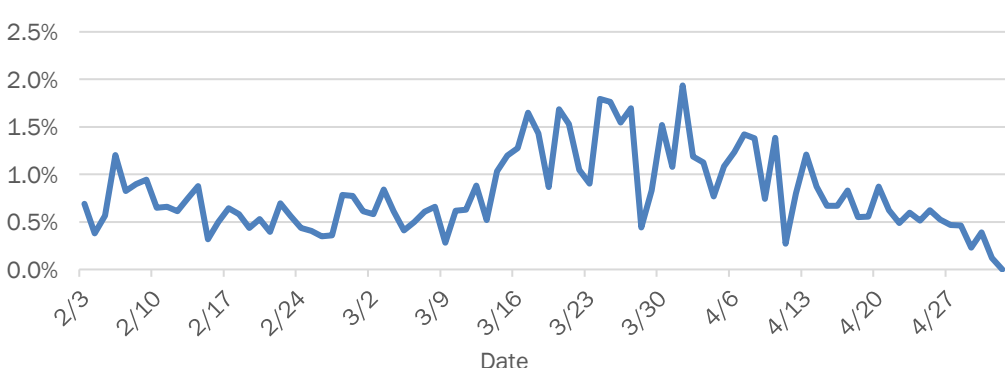
Daily percent of ED visits mentioning cough, fever, or shortness of breath



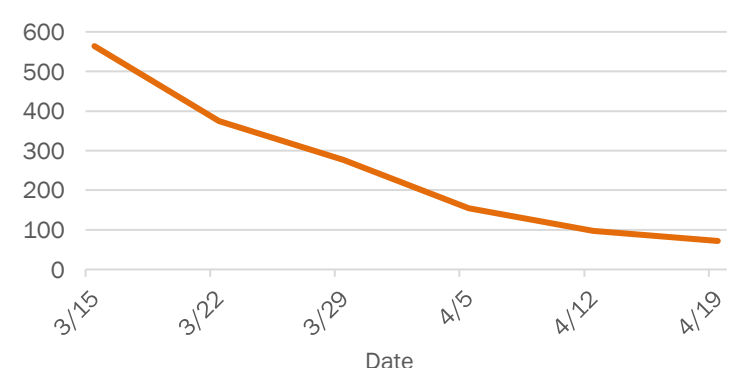
Weekly count of ED visits for influenza-like illness



Daily percent of ED visits resulting in cough-associated admissions



Weekly count of ED visits for COVID-like illness



The Electronic Surveillance System for the Early Notification of Community-Based Epidemics (ESSENCE-FL) includes chief complaint data from 213 of 214 Florida EDs. Data are transmitted electronically to ESSENCE-FL daily or hourly.

Coronavirus: summary for Osceola County

Data for May 2, 2020 (verified at 10 AM)

Data in this report are provisional and subject to change.

Confirmed cases		Cases confirmed in Florida residents per day													
Total cases	504	4/18	4/19	4/20	4/21	4/22	4/23	4/24	4/25	4/26	4/27	4/28	4/29	4/30	5/1
Florida residents	494	9	5	3	9	10	14	8	2	3	9	3	7	6	19
Non-Florida residents	10														
Gender for Florida residents															
Men	240														
Women	254														
Unknown	0														
Age for Florida residents															
Range	0 - 102														
Median age	50														
Race, ethnicity		Cases			Hospitalizations			Deaths			Outcomes for Florida residents				
White	245	50%	62	48%	5	63%	Osceola								
Hispanic	151	31%	35	27%	1	13%	Hospitalizations	130	(26% of all cases)						
Non-Hispanic	78	16%	19	15%	3	38%	Deaths	8	(2% of all cases)						
Unknown ethnicity	16	3%	8	6%	1	13%	Statewide								
Black	43	9%	9	7%	0	0%	Hospitalizations	5,945	(17% of all cases)						
Hispanic	7	1%	0	0%	0	0%	Deaths	1,364	(4% of all cases)						
Non-Hispanic	33	7%	8	6%	0	0%									
Unknown ethnicity	3	1%	1	1%	0	0%									
Other	197	40%	56	43%	2	25%									
Hispanic	136	28%	40	31%	2	25%									
Non-Hispanic	42	9%	9	7%	0	0%									
Unknown ethnicity	19	4%	7	5%	0	0%									
Unknown race	9	2%	3	2%	1	13%									
Hispanic	0	0%	0	0%	0	0%									
Non-Hispanic	1	0%	1	1%	0	0%									
Unknown ethnicity	8	2%	2	2%	1	13%									
Total	494		130		8										

Hospitalization counts include anyone who was hospitalized at some point during their illness. It does not reflect the number of people currently hospitalized.
Other race includes any person with a race of American Indian/Alaskan native, Asian, native Hawaiian/Pacific Islander, or other.

Laboratory testing for Florida residents and non-Florida residents over the past 2 weeks

Number and percent of positive labs

These counts include the number of people for whom the department received laboratory results by day. This percent is the number of people who test positive for the first time divided by all the people tested that day, excluding people who have previously tested positive.

Date	Number of positives	Percent positive	Number of negatives
4/18	9	5.4%	158
4/19	5	4.3%	112
4/20	3	4.4%	65
4/21	9	5.8%	145
4/22	10	6.2%	152
4/23	14	3.0%	451
4/24	8	4.7%	163
4/25	2	1.2%	163
4/26	3	4.9%	58
4/27	9	2.0%	431
4/28	3	4.6%	62
4/29	7	1.5%	456
4/30	6	5.0%	115
5/1	19	5.0%	360

Emergency department (ED) chief complaint and admission data for Osceola County

Daily percent of ED visits mentioning cough, fever, or shortness of breath

Weekly count of ED visits for influenza-like illness

Daily percent of ED visits resulting in cough-associated admissions

Weekly count of ED visits for COVID-like illness

The Electronic Surveillance System for the Early Notification of Community-Based Epidemics (ESSENCE-FL) includes chief complaint data from 213 of 214 Florida EDs. Data are transmitted electronically to ESSENCE-FL daily or hourly.

Coronavirus: summary for Palm Beach County

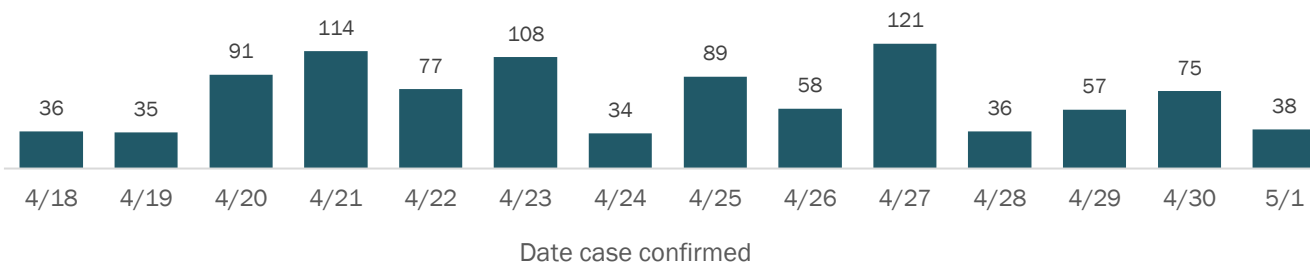
Data for May 2, 2020 (verified at 10 AM)

Data in this report are provisional and subject to change.

Confirmed cases

Total cases	3,080
Florida residents	3,020
Non-Florida residents	60
Gender for Florida residents	
Men	1,516
Women	1,502
Unknown	2
Age for Florida residents	
Range	0 - 104
Median age	54

Cases confirmed in Florida residents per day



Race, ethnicity	Cases	Hospitalizations	Deaths
White	1,110	297	144
Hispanic	242	27	9
Non-Hispanic	778	260	127
Unknown ethnicity	90	10	8
Black	419	93	28
Hispanic	10	2	0
Non-Hispanic	380	84	27
Unknown ethnicity	29	7	1
Other	226	45	11
Hispanic	147	32	7
Non-Hispanic	64	9	3
Unknown ethnicity	15	4	1
Unknown race	1,265	24	12
Hispanic	20	3	1
Non-Hispanic	8	0	0
Unknown ethnicity	1,237	21	11
Total	3,020	459	195

Outcomes for Florida residents

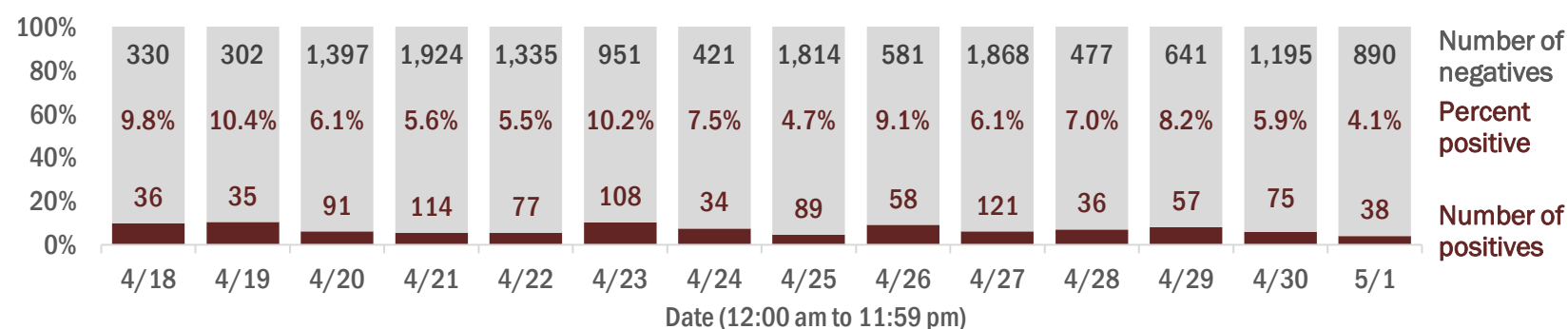
Location	Hospitalizations	Deaths
Palm Beach	459 (15% of all cases)	195 (6% of all cases)
Statewide	5,945 (17% of all cases)	1,364 (4% of all cases)

Hospitalization counts include anyone who was hospitalized at some point during their illness. It does not reflect the number of people currently hospitalized.
Other race includes any person with a race of American Indian/Alaskan native, Asian, native Hawaiian/Pacific Islander, or other.

Laboratory testing for Florida residents and non-Florida residents over the past 2 weeks

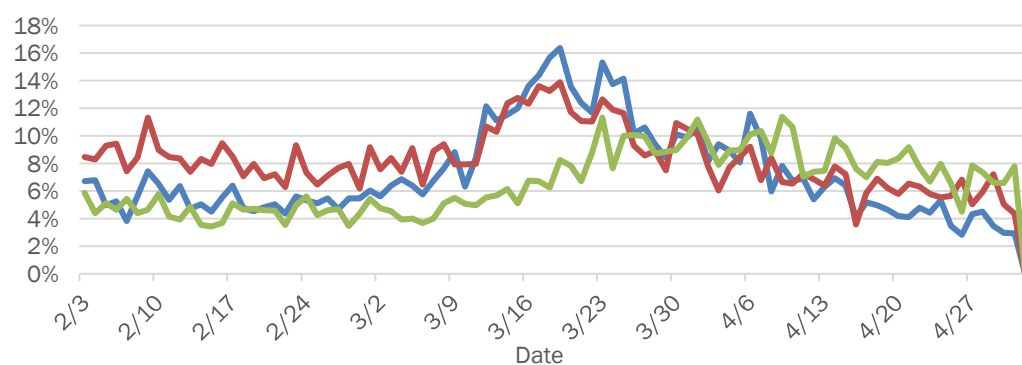
Number and percent of positive labs

These counts include the number of people for whom the department received laboratory results by day. This percent is the number of people who test positive for the first time divided by all the people tested that day, excluding people who have previously tested positive.

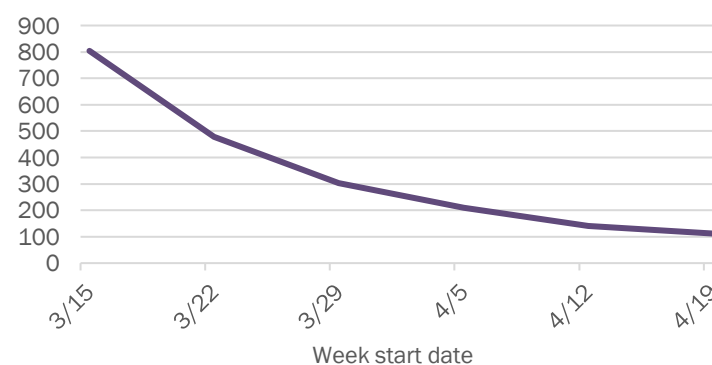


Emergency department (ED) chief complaint and admission data for Palm Beach County

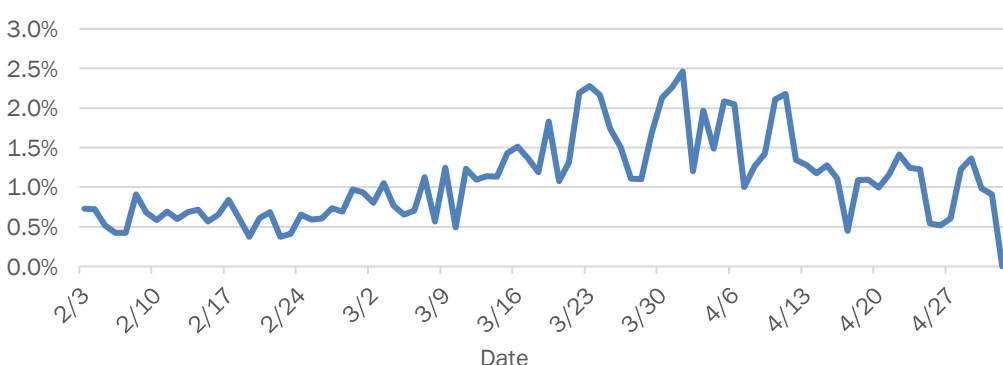
Daily percent of ED visits mentioning cough, fever, or shortness of breath



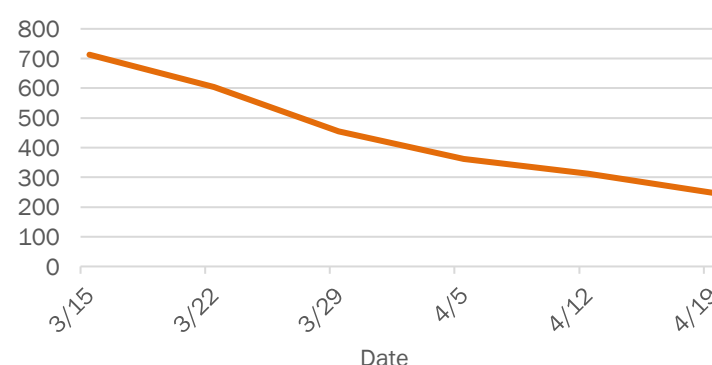
Weekly count of ED visits for influenza-like illness



Daily percent of ED visits resulting in cough-associated admissions



Weekly count of ED visits for COVID-like illness



The Electronic Surveillance System for the Early Notification of Community-Based Epidemics (ESSENCE-FL) includes chief complaint data from 213 of 214 Florida EDs. Data are transmitted electronically to ESSENCE-FL daily or hourly.

Coronavirus: summary for Pasco County

Data for May 2, 2020 (verified at 10 AM)

Data in this report are provisional and subject to change.

Confirmed cases		Cases confirmed in Florida residents per day			
Total cases	275				
Florida residents	267				
Non-Florida residents	8				
Gender for Florida residents					
Men	122				
Women	145				
Unknown	0				
Age for Florida residents					
Range	1 - 94				
Median age	48				
Race, ethnicity		Cases	Hospitalizations	Deaths	
White	172	64%	38	75%	7
Hispanic	38	14%	5	10%	0
Non-Hispanic	132	49%	33	65%	7
Unknown ethnicity	2	1%	0	0%	0
Black	28	10%	8	16%	0
Hispanic	0	0%	0	0%	0
Non-Hispanic	26	10%	8	16%	0
Unknown ethnicity	2	1%	0	0%	0
Other	39	15%	5	10%	1
Hispanic	21	8%	2	4%	0
Non-Hispanic	17	6%	3	6%	1
Unknown ethnicity	1	0%	0	0%	0
Unknown race	28	10%	0	0%	0
Hispanic	0	0%	0	0%	0
Non-Hispanic	0	0%	0	0%	0
Unknown ethnicity	28	10%	0	0%	0
Total	267		51		8

Outcomes for Florida residents	
Pasco	
Hospitalizations	51 (19% of all cases)
Deaths	8 (3% of all cases)
Statewide	
Hospitalizations	5,945 (17% of all cases)
Deaths	1,364 (4% of all cases)

Hospitalization counts include anyone who was hospitalized at some point during their illness. It does not reflect the number of people currently hospitalized.
Other race includes any person with a race of American Indian/Alaskan native, Asian, native Hawaiian/Pacific Islander, or other.

Laboratory testing for Florida residents and non-Florida residents over the past 2 weeks

Number and percent of positive labs

These counts include the number of people for whom the department received laboratory results by day. This percent is the number of people who test positive for the first time divided by all the people tested that day, excluding people who have previously tested positive.

Date	Number of positives	Percent positive	Number of negatives
4/18	5	4.5%	105
4/19	3	4.0%	72
4/20	5	5.6%	84
4/21	8	7.6%	97
4/22	3	2.9%	102
4/23	2	0.7%	277
4/24	8	5.4%	139
4/25	1	0.5%	181
4/26	2	2.1%	95
4/27	5	4.5%	107
4/28	2	1.6%	120
4/29	9	5.5%	154
4/30	5	3.2%	153
5/1	21	12.5%	147

Emergency department (ED) chief complaint and admission data for Pasco County

Daily percent of ED visits mentioning cough, fever, or shortness of breath

Daily percent of ED visits resulting in cough-associated admissions

Weekly count of ED visits for influenza-like illness

Weekly count of ED visits for COVID-like illness

The Electronic Surveillance System for the Early Notification of Community-Based Epidemics (ESSENCE-FL) includes chief complaint data from 213 of 214 Florida EDs. Data are transmitted electronically to ESSENCE-FL daily or hourly.

Coronavirus: summary for Pinellas County

Data for May 2, 2020 (verified at 10 AM)

Data in this report are provisional and subject to change.

Confirmed cases		Cases confirmed in Florida residents per day														
Total cases	757															
Florida residents	716															
Non-Florida residents	41															
Gender for Florida residents																
Men	326															
Women	390															
Unknown	0															
Age for Florida residents																
Range	1 - 101															
Median age	56															
Race, ethnicity		Cases	Hospitalizations	Deaths	Outcomes for Florida residents											
White	560	78%	174	81%	37	90%	Pinellas									
Hispanic	54	8%	9	4%	1	2%	Hospitalizations 214 (30% of all cases)									
Non-Hispanic	493	69%	157	73%	35	85%	Deaths 41 (6% of all cases)									
Unknown ethnicity	13	2%	8	4%	1	2%	Statewide									
Black	97	14%	29	14%	2	5%	Hospitalizations 5,945 (17% of all cases)									
Hispanic	2	0%	0	0%	0	0%	Deaths 1,364 (4% of all cases)									
Non-Hispanic	92	13%	29	14%	2	5%										
Unknown ethnicity	3	0%	0	0%	0	0%										
Other	43	6%	9	4%	2	5%										
Hispanic	5	1%	1	0%	1	2%										
Non-Hispanic	36	5%	7	3%	1	2%										
Unknown ethnicity	2	0%	1	0%	0	0%										
Unknown race	16	2%	2	1%	0	0%										
Hispanic	0	0%	0	0%	0	0%										
Non-Hispanic	2	0%	2	1%	0	0%										
Unknown ethnicity	14	2%	0	0%	0	0%										
Total	716		214		41											

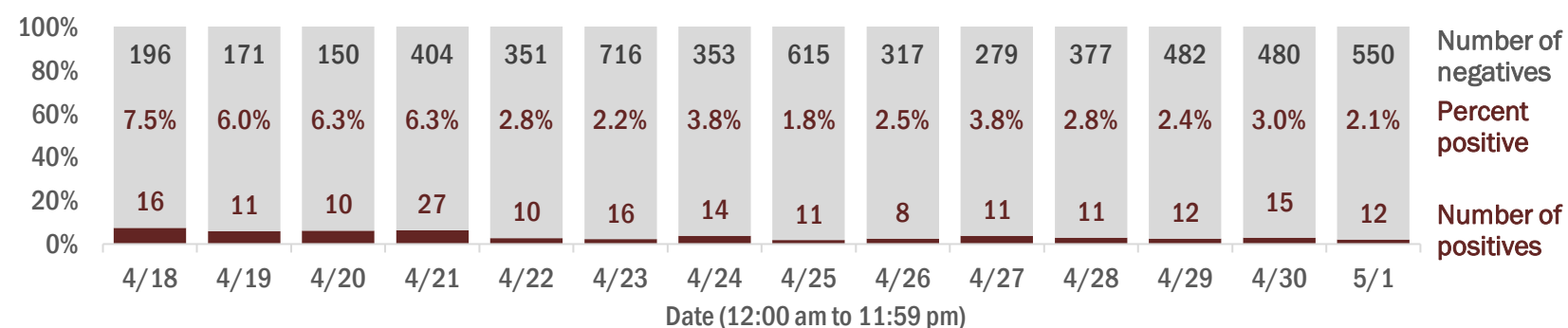
Hospitalization counts include anyone who was hospitalized at some point during their illness. It does not reflect the number of people currently hospitalized.

Other race includes any person with a race of American Indian/Alaskan native, Asian, native Hawaiian/Pacific Islander, or other.

Laboratory testing for Florida residents and non-Florida residents over the past 2 weeks

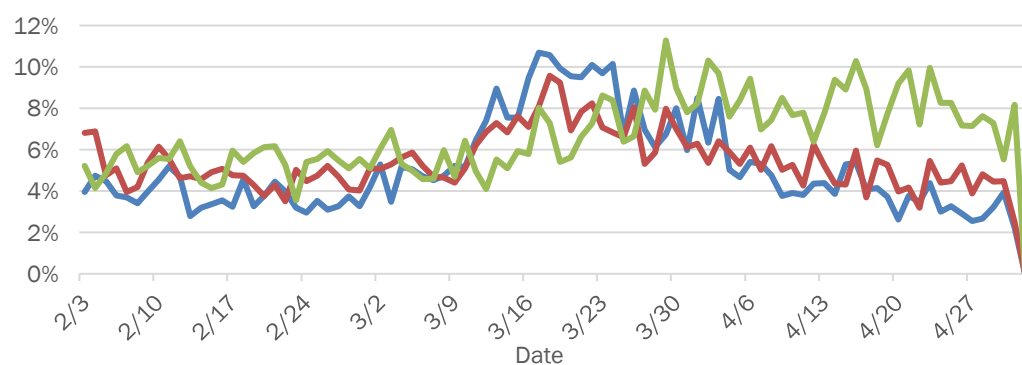
Number and percent of positive labs

These counts include the number of people for whom the department received laboratory results by day. This percent is the number of people who test positive for the first time divided by all the people tested that day, excluding people who have previously tested positive.

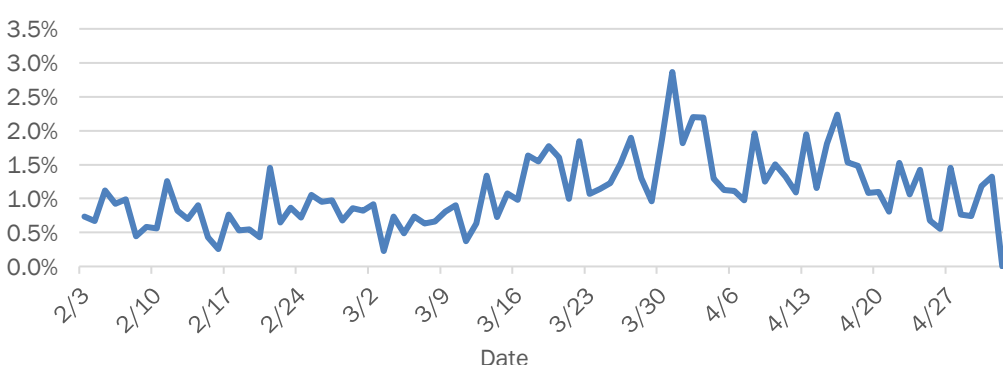


Emergency department (ED) chief complaint and admission data for Pinellas County

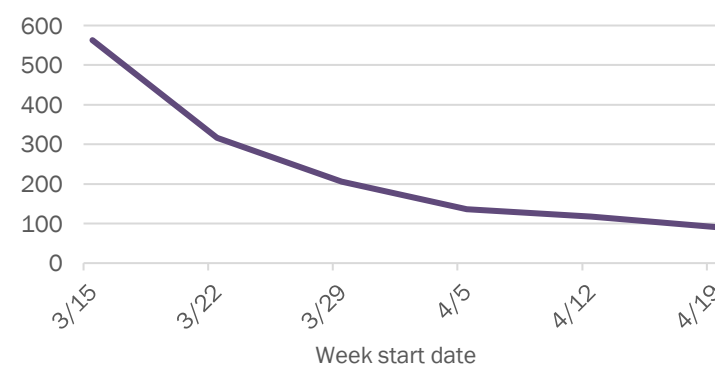
Daily percent of ED visits mentioning cough, fever, or shortness of breath



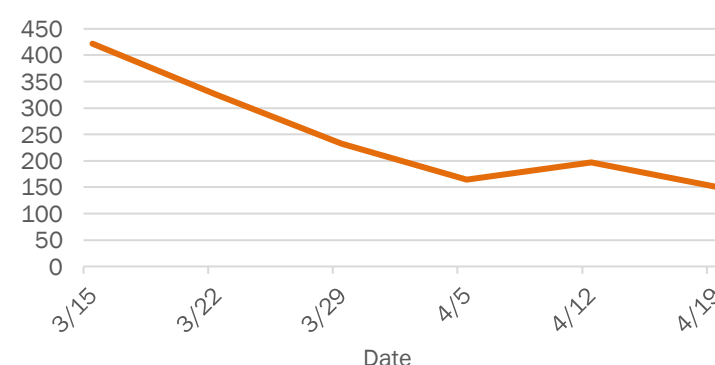
Daily percent of ED visits resulting in cough-associated admissions



Weekly count of ED visits for influenza-like illness



Weekly count of ED visits for COVID-like illness



The Electronic Surveillance System for the Early Notification of Community-Based Epidemics (ESSENCE-FL) includes chief complaint data from 213 of 214 Florida EDs. Data are transmitted electronically to ESSENCE-FL daily or hourly.

Coronavirus: summary for Polk County

Data for May 2, 2020 (verified at 10 AM)

Data in this report are provisional and subject to change.

Confirmed cases		Cases confirmed in Florida residents per day													
Total cases	514														
Florida residents	507														
Non-Florida residents	7														
Gender for Florida residents															
Men	201														
Women	304														
Unknown	2														
Age for Florida residents															
Range	3 - 102														
Median age	55														
Race, ethnicity															
	Cases	Hospitalizations		Deaths											
White	293	58%	95	60%	15	58%									
Hispanic	88	17%	24	15%	0	0%									
Non-Hispanic	199	39%	70	44%	15	58%									
Unknown ethnicity	6	1%	1	1%	0	0%									
Black	105	21%	43	27%	8	31%									
Hispanic	5	1%	1	1%	0	0%									
Non-Hispanic	95	19%	42	26%	8	31%									
Unknown ethnicity	5	1%	0	0%	0	0%									
Other	59	12%	17	11%	3	12%									
Hispanic	33	7%	11	7%	1	4%									
Non-Hispanic	19	4%	4	3%	1	4%									
Unknown ethnicity	7	1%	2	1%	1	4%									
Unknown race	50	10%	4	3%	0	0%									
Hispanic	2	0%	0	0%	0	0%									
Non-Hispanic	1	0%	0	0%	0	0%									
Unknown ethnicity	47	9%	4	3%	0	0%									
Total	507	159		26											

Outcomes for Florida residents		
Polk		
Hospitalizations	159	(31% of all cases)
Deaths	26	(5% of all cases)
Statewide		
Hospitalizations	5,945	(17% of all cases)
Deaths	1,364	(4% of all cases)

Hospitalization counts include anyone who was hospitalized at some point during their illness. It does not reflect the number of people currently hospitalized.
Other race includes any person with a race of American Indian/Alaskan native, Asian, native Hawaiian/Pacific Islander, or other.

Laboratory testing for Florida residents and non-Florida residents over the past 2 weeks

Number and percent of positive labs

These counts include the number of people for whom the department received laboratory results by day. This percent is the number of people who test positive for the first time divided by all the people tested that day, excluding people who have previously tested positive.

Date	Number of negatives	Percent positive	Number of positives
4/18	126	3.1%	4
4/19	170	2.9%	5
4/20	116	15.9%	22
4/21	144	5.3%	8
4/22	215	4.9%	11
4/23	312	4.3%	14
4/24	162	9.0%	16
4/25	346	2.8%	10
4/26	249	10.1%	28
4/27	240	6.3%	16
4/28	150	6.3%	10
4/29	178	8.2%	16
4/30	364	4.0%	15
5/1	360	4.0%	15

Emergency department (ED) chief complaint and admission data for Polk County

Daily percent of ED visits mentioning cough, fever, or shortness of breath

Weekly count of ED visits for influenza-like illness

Daily percent of ED visits resulting in cough-associated admissions

Weekly count of ED visits for COVID-like illness

The Electronic Surveillance System for the Early Notification of Community-Based Epidemics (ESSENCE-FL) includes chief complaint data from 213 of 214 Florida EDs. Data are transmitted electronically to ESSENCE-FL daily or hourly.

Coronavirus: summary for Putnam County

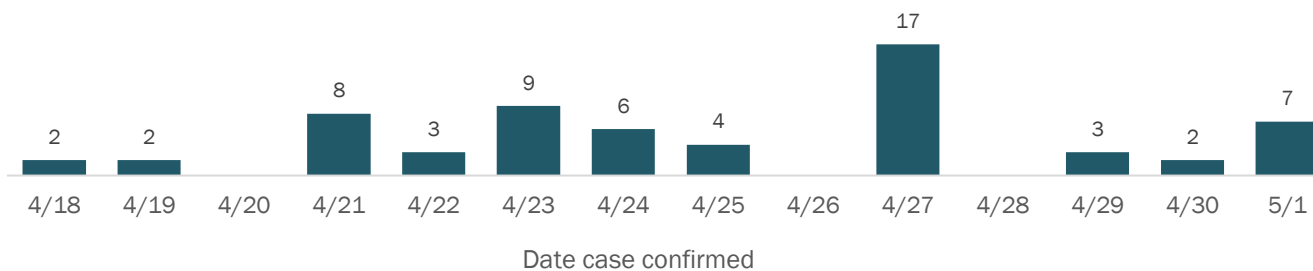
Data for May 2, 2020 (verified at 10 AM)

Data in this report are provisional and subject to change.

Confirmed cases

Total cases	117
Florida residents	117
Non-Florida residents	0
Gender for Florida residents	
Men	45
Women	72
Unknown	0
Age for Florida residents	
Range	6 - 98
Median age	46

Cases confirmed in Florida residents per day



Race, ethnicity	Cases	Hospitalizations	Deaths
White	66 (56%)	9 (53%)	1 (50%)
Hispanic	0 (0%)	0 (0%)	0 (0%)
Non-Hispanic	66 (56%)	9 (53%)	1 (50%)
Unknown ethnicity	0 (0%)	0 (0%)	0 (0%)
Black	46 (39%)	7 (41%)	1 (50%)
Hispanic	0 (0%)	0 (0%)	0 (0%)
Non-Hispanic	44 (38%)	5 (29%)	0 (0%)
Unknown ethnicity	2 (2%)	2 (12%)	1 (50%)
Other	3 (3%)	1 (6%)	0 (0%)
Hispanic	2 (2%)	1 (6%)	0 (0%)
Non-Hispanic	1 (1%)	0 (0%)	0 (0%)
Unknown ethnicity	0 (0%)	0 (0%)	0 (0%)
Unknown race	2 (2%)	0 (0%)	0 (0%)
Hispanic	0 (0%)	0 (0%)	0 (0%)
Non-Hispanic	0 (0%)	0 (0%)	0 (0%)
Unknown ethnicity	2 (2%)	0 (0%)	0 (0%)
Total	117	17	2

Outcomes for Florida residents

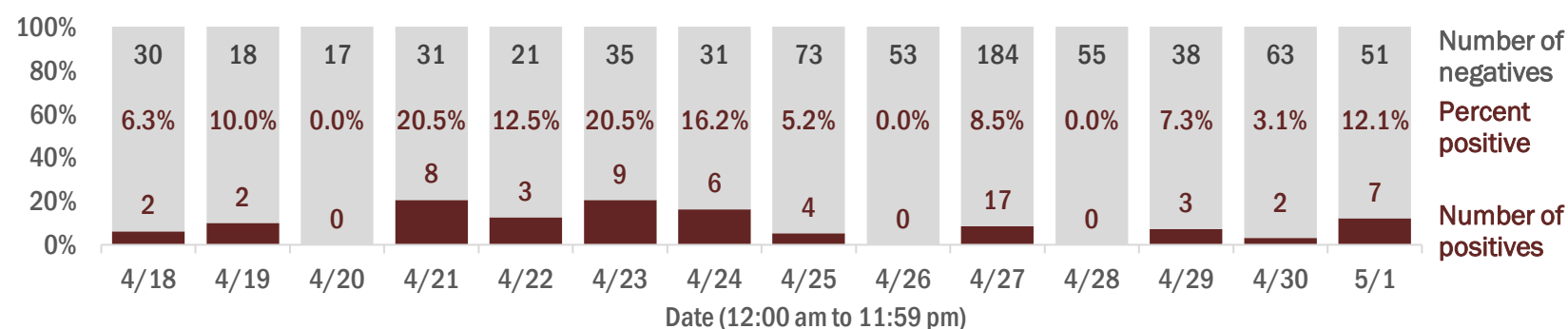
Putnam		
Hospitalizations	17	(15% of all cases)
Deaths	2	(2% of all cases)
Statewide		
Hospitalizations	5,945	(17% of all cases)
Deaths	1,364	(4% of all cases)

Hospitalization counts include anyone who was hospitalized at some point during their illness. It does not reflect the number of people currently hospitalized.
Other race includes any person with a race of American Indian/Alaskan native, Asian, native Hawaiian/Pacific Islander, or other.

Laboratory testing for Florida residents and non-Florida residents over the past 2 weeks

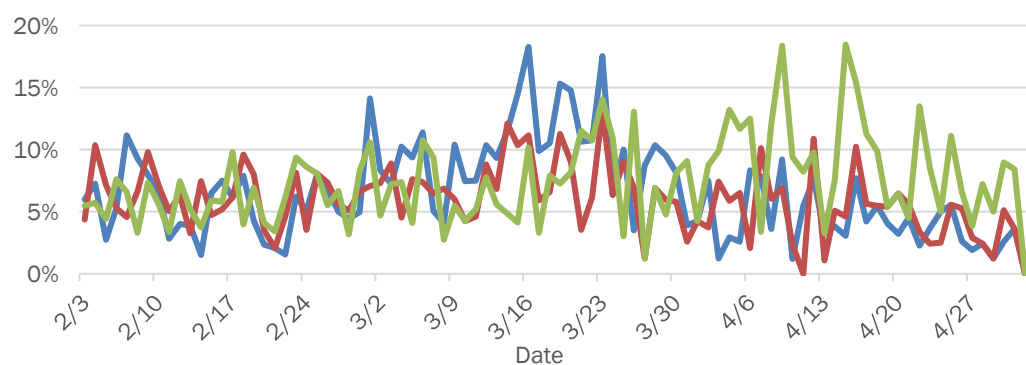
Number and percent of positive labs

These counts include the number of people for whom the department received laboratory results by day. This percent is the number of people who test positive for the first time divided by all the people tested that day, excluding people who have previously tested positive.

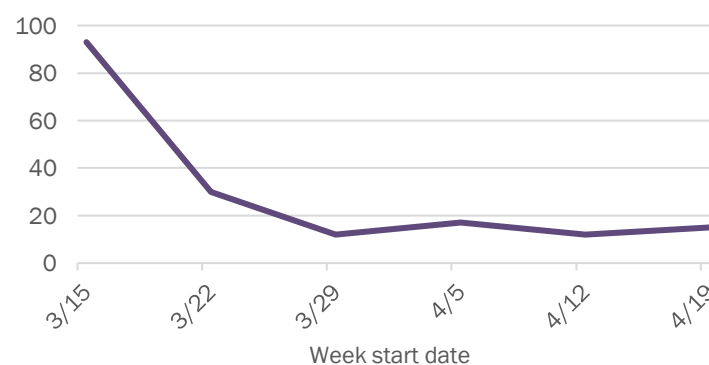


Emergency department (ED) chief complaint and admission data for Putnam County

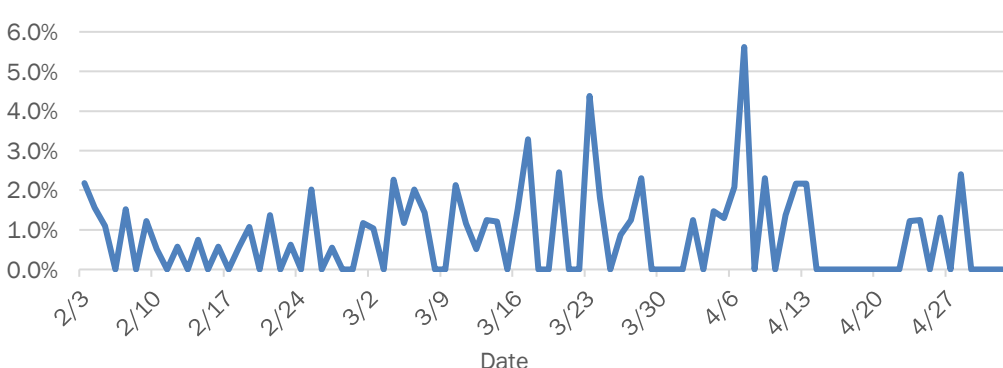
Daily percent of ED visits mentioning cough, fever, or shortness of breath



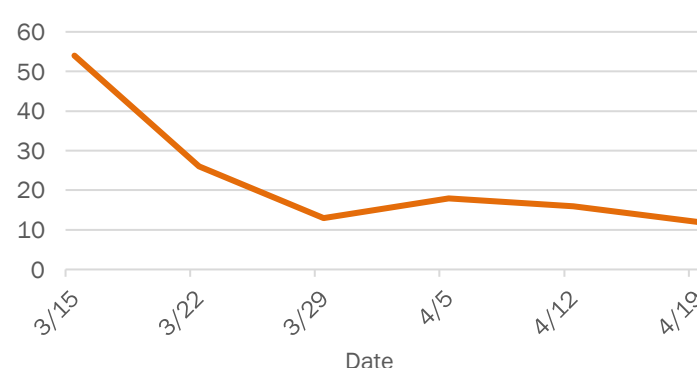
Weekly count of ED visits for influenza-like illness



Daily percent of ED visits resulting in cough-associated admissions



Weekly count of ED visits for COVID-like illness



The Electronic Surveillance System for the Early Notification of Community-Based Epidemics (ESSENCE-FL) includes chief complaint data from 213 of 214 Florida EDs. Data are transmitted electronically to ESSENCE-FL daily or hourly.

Coronavirus: summary for Santa Rosa County

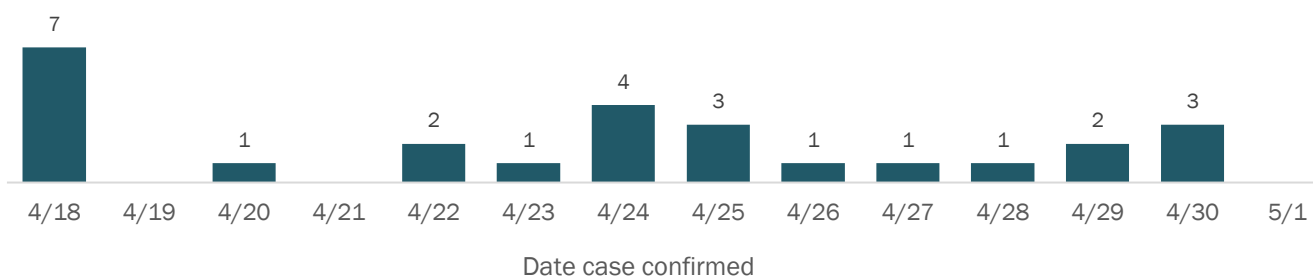
Data for May 2, 2020 (verified at 10 AM)

Data in this report are provisional and subject to change.

Confirmed cases

Total cases	157
Florida residents	156
Non-Florida residents	1
Gender for Florida residents	
Men	105
Women	51
Unknown	0
Age for Florida residents	
Range	0 - 94
Median age	48

Cases confirmed in Florida residents per day



Race, ethnicity	Cases	Hospitalizations	Deaths
White	112 (72%)	16 (73%)	5 (63%)
Hispanic	5 (3%)	1 (5%)	1 (13%)
Non-Hispanic	106 (68%)	15 (68%)	4 (50%)
Unknown ethnicity	1 (1%)	0 (0%)	0 (0%)
Black	24 (15%)	5 (23%)	3 (38%)
Hispanic	1 (1%)	0 (0%)	0 (0%)
Non-Hispanic	23 (15%)	5 (23%)	3 (38%)
Unknown ethnicity	0 (0%)	0 (0%)	0 (0%)
Other	2 (1%)	1 (5%)	0 (0%)
Hispanic	1 (1%)	0 (0%)	0 (0%)
Non-Hispanic	1 (1%)	1 (5%)	0 (0%)
Unknown ethnicity	0 (0%)	0 (0%)	0 (0%)
Unknown race	18 (12%)	0 (0%)	0 (0%)
Hispanic	1 (1%)	0 (0%)	0 (0%)
Non-Hispanic	1 (1%)	0 (0%)	0 (0%)
Unknown ethnicity	16 (10%)	0 (0%)	0 (0%)
Total	156	22	8

Outcomes for Florida residents

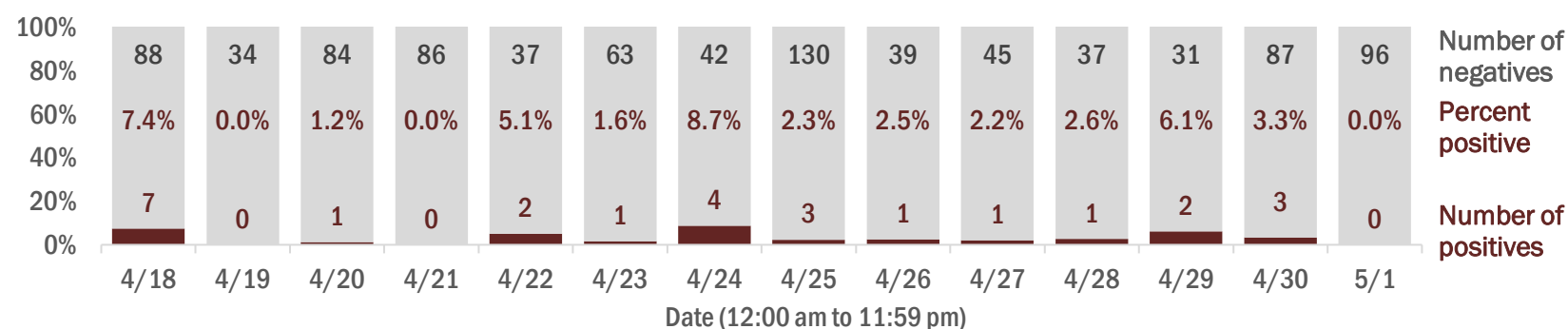
Category	Count	Percentage
Santa Rosa		
Hospitalizations	22	(14% of all cases)
Deaths	8	(5% of all cases)
Statewide		
Hospitalizations	5,945	(17% of all cases)
Deaths	1,364	(4% of all cases)

Hospitalization counts include anyone who was hospitalized at some point during their illness. It does not reflect the number of people currently hospitalized.
Other race includes any person with a race of American Indian/Alaskan native, Asian, native Hawaiian/Pacific Islander, or other.

Laboratory testing for Florida residents and non-Florida residents over the past 2 weeks

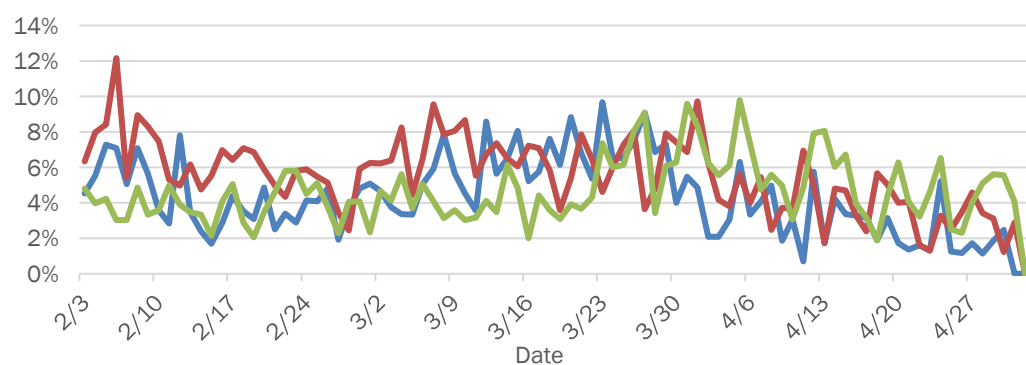
Number and percent of positive labs

These counts include the number of people for whom the department received laboratory results by day. This percent is the number of people who test positive for the first time divided by all the people tested that day, excluding people who have previously tested positive.

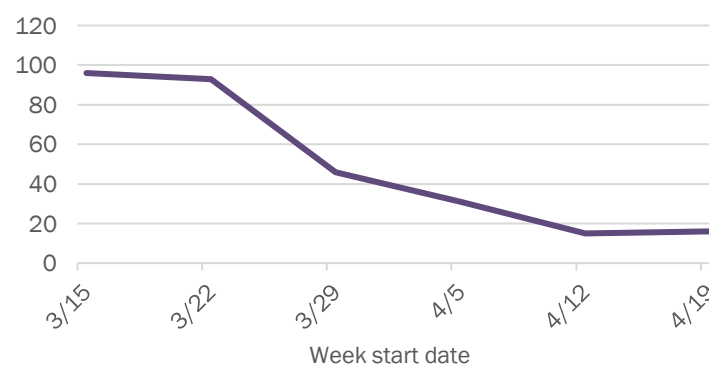


Emergency department (ED) chief complaint and admission data for Santa Rosa County

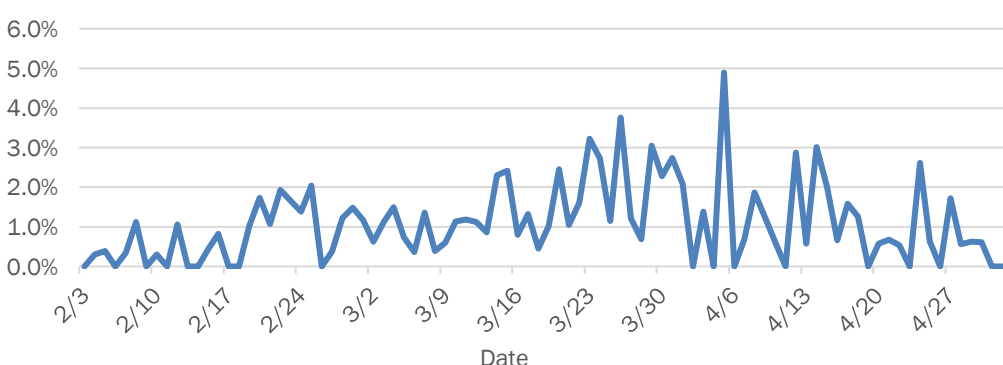
Daily percent of ED visits mentioning cough, fever, or shortness of breath



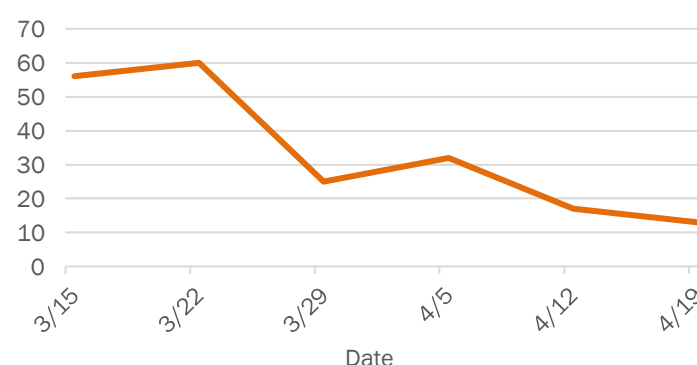
Weekly count of ED visits for influenza-like illness



Daily percent of ED visits resulting in cough-associated admissions



Weekly count of ED visits for COVID-like illness



The Electronic Surveillance System for the Early Notification of Community-Based Epidemics (ESSENCE-FL) includes chief complaint data from 213 of 214 Florida EDs. Data are transmitted electronically to ESSENCE-FL daily or hourly.

Coronavirus: summary for Sarasota County

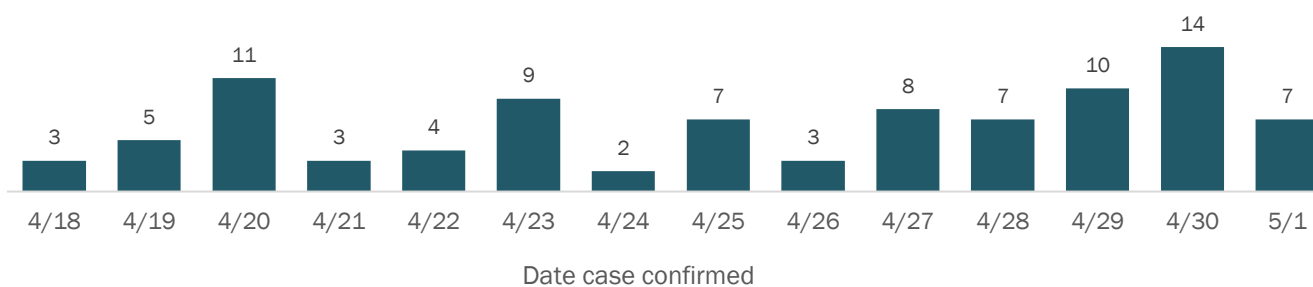
Data for May 2, 2020 (verified at 10 AM)

Data in this report are provisional and subject to change.

Confirmed cases

Total cases	372
Florida residents	355
Non-Florida residents	17
Gender for Florida residents	
Men	152
Women	203
Unknown	0
Age for Florida residents	
Range	0 - 102
Median age	62

Cases confirmed in Florida residents per day



Race, ethnicity	Cases	Hospitalizations	Deaths
White	285 (80%)	103 (84%)	39 (83%)
Hispanic	32 (9%)	6 (5%)	2 (4%)
Non-Hispanic	235 (66%)	82 (67%)	33 (70%)
Unknown ethnicity	18 (5%)	15 (12%)	4 (9%)
Black	20 (6%)	8 (7%)	2 (4%)
Hispanic	1 (0%)	1 (1%)	0 (0%)
Non-Hispanic	19 (5%)	7 (6%)	2 (4%)
Unknown ethnicity	0 (0%)	0 (0%)	0 (0%)
Other	28 (8%)	9 (7%)	5 (11%)
Hispanic	8 (2%)	3 (2%)	2 (4%)
Non-Hispanic	18 (5%)	4 (3%)	3 (6%)
Unknown ethnicity	2 (1%)	2 (2%)	0 (0%)
Unknown race	22 (6%)	3 (2%)	1 (2%)
Hispanic	0 (0%)	0 (0%)	0 (0%)
Non-Hispanic	2 (1%)	1 (1%)	1 (2%)
Unknown ethnicity	20 (6%)	2 (2%)	0 (0%)
Total	355	123	47

Outcomes for Florida residents

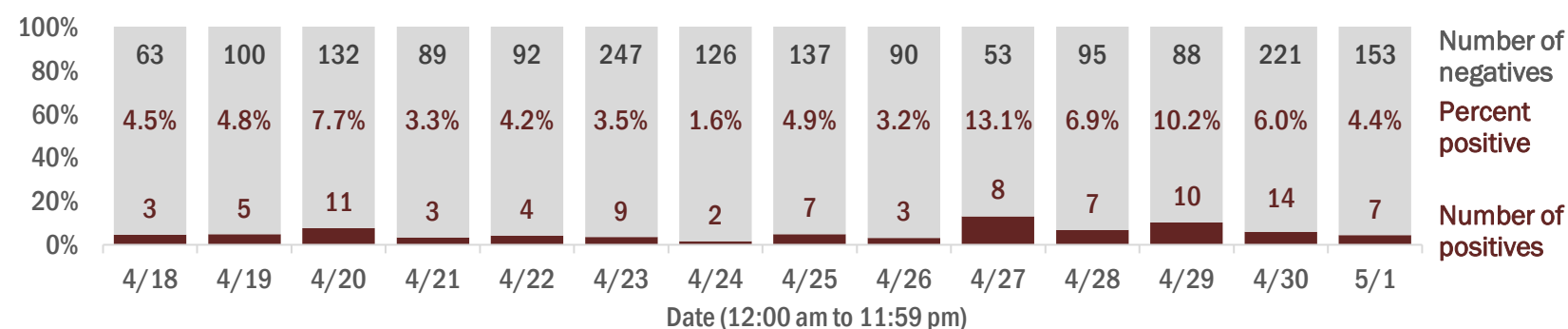
Location	Hospitalizations	Deaths
Sarasota	123 (35% of all cases)	47 (13% of all cases)
Statewide	5,945 (17% of all cases)	1,364 (4% of all cases)

Hospitalization counts include anyone who was hospitalized at some point during their illness. It does not reflect the number of people currently hospitalized.
Other race includes any person with a race of American Indian/Alaskan native, Asian, native Hawaiian/Pacific Islander, or other.

Laboratory testing for Florida residents and non-Florida residents over the past 2 weeks

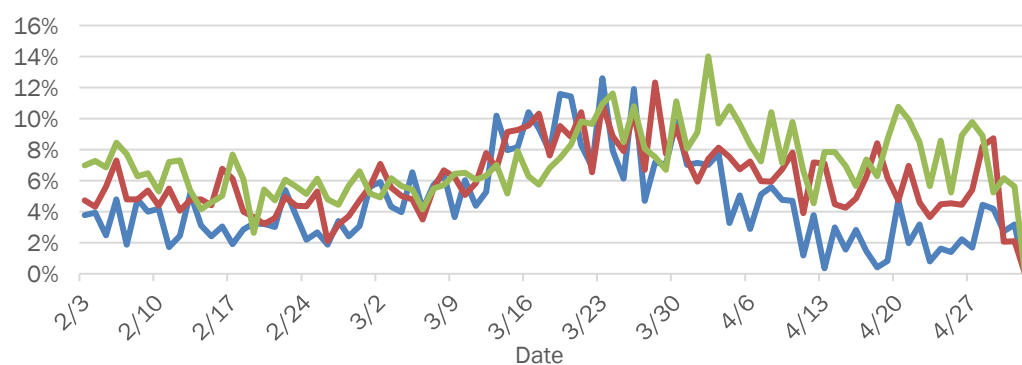
Number and percent of positive labs

These counts include the number of people for whom the department received laboratory results by day. This percent is the number of people who test positive for the first time divided by all the people tested that day, excluding people who have previously tested positive.

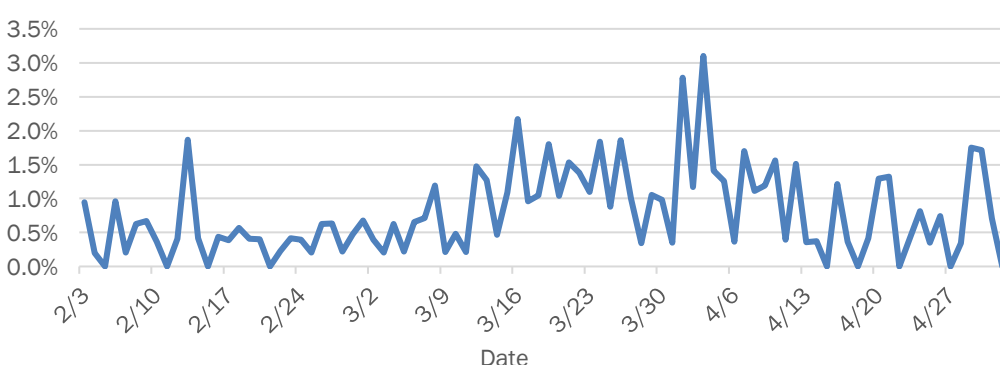


Emergency department (ED) chief complaint and admission data for Sarasota County

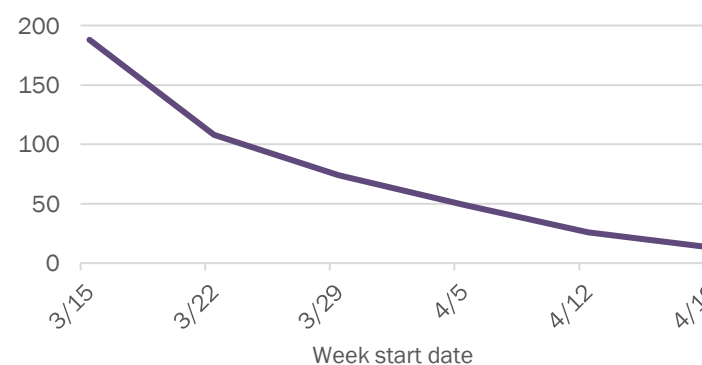
Daily percent of ED visits mentioning cough, fever, or shortness of breath



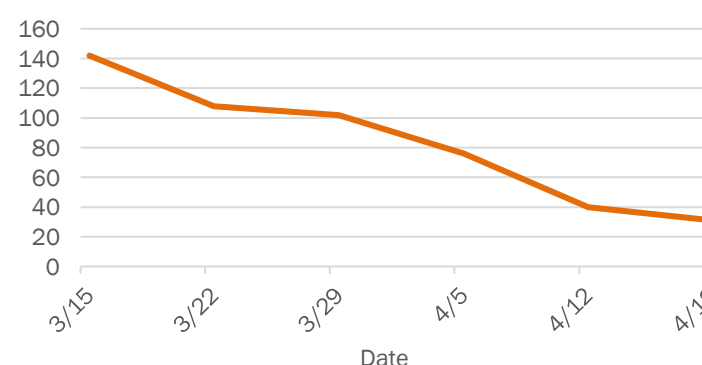
Daily percent of ED visits resulting in cough-associated admissions



Weekly count of ED visits for influenza-like illness



Weekly count of ED visits for COVID-like illness



The Electronic Surveillance System for the Early Notification of Community-Based Epidemics (ESSENCE-FL) includes chief complaint data from 213 of 214 Florida EDs. Data are transmitted electronically to ESSENCE-FL daily or hourly.

Coronavirus: summary for Seminole County

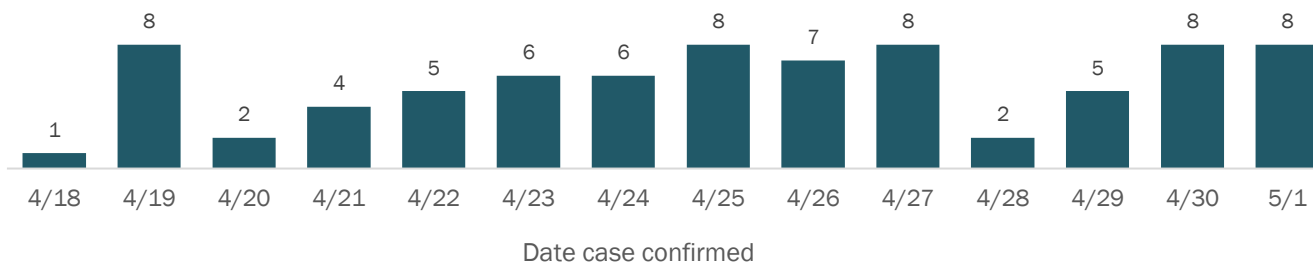
Data for May 2, 2020 (verified at 10 AM)

Data in this report are provisional and subject to change.

Confirmed cases

Total cases	395
Florida residents	389
Non-Florida residents	6
Gender for Florida residents	
Men	180
Women	209
Unknown	0
Age for Florida residents	
Range	0 - 100
Median age	48

Cases confirmed in Florida residents per day



Race, ethnicity	Cases	Hospitalizations	Deaths
White	282 (72%)	59 (70%)	7 (88%)
Hispanic	127 (33%)	28 (33%)	3 (38%)
Non-Hispanic	150 (39%)	29 (35%)	4 (50%)
Unknown ethnicity	5 (1%)	2 (2%)	0 (0%)
Black	48 (12%)	10 (12%)	0 (0%)
Hispanic	0 (0%)	0 (0%)	0 (0%)
Non-Hispanic	46 (12%)	8 (10%)	0 (0%)
Unknown ethnicity	2 (1%)	2 (2%)	0 (0%)
Other	41 (11%)	14 (17%)	0 (0%)
Hispanic	14 (4%)	3 (4%)	0 (0%)
Non-Hispanic	26 (7%)	11 (13%)	0 (0%)
Unknown ethnicity	1 (0%)	0 (0%)	0 (0%)
Unknown race	18 (5%)	1 (1%)	1 (13%)
Hispanic	0 (0%)	0 (0%)	0 (0%)
Non-Hispanic	0 (0%)	0 (0%)	0 (0%)
Unknown ethnicity	18 (5%)	1 (1%)	1 (13%)
Total	389	84	8

Outcomes for Florida residents

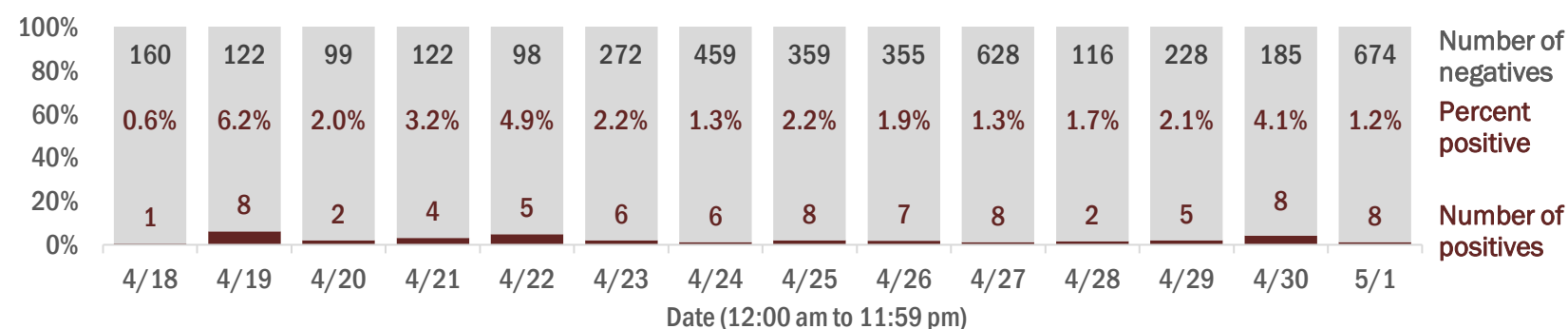
Seminole	
Hospitalizations	84 (22% of all cases)
Deaths	8 (2% of all cases)
Statewide	
Hospitalizations	5,945 (17% of all cases)
Deaths	1,364 (4% of all cases)

Hospitalization counts include anyone who was hospitalized at some point during their illness. It does not reflect the number of people currently hospitalized.
Other race includes any person with a race of American Indian/Alaskan native, Asian, native Hawaiian/Pacific Islander, or other.

Laboratory testing for Florida residents and non-Florida residents over the past 2 weeks

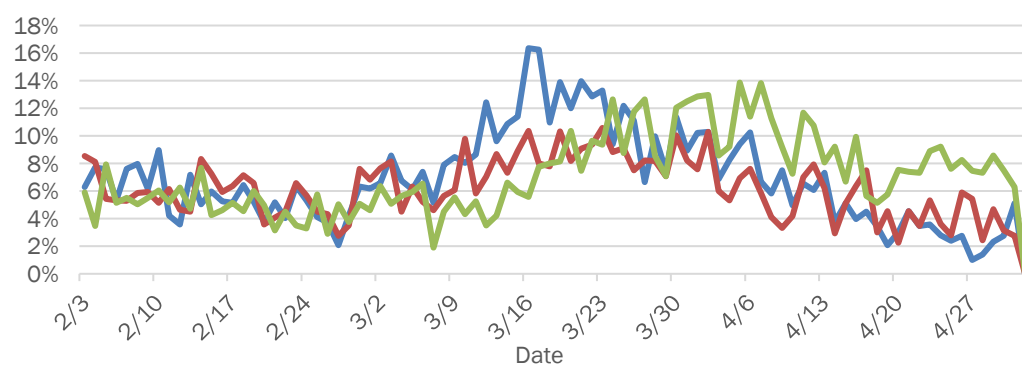
Number and percent of positive labs

These counts include the number of people for whom the department received laboratory results by day. This percent is the number of people who test positive for the first time divided by all the people tested that day, excluding people who have previously tested positive.

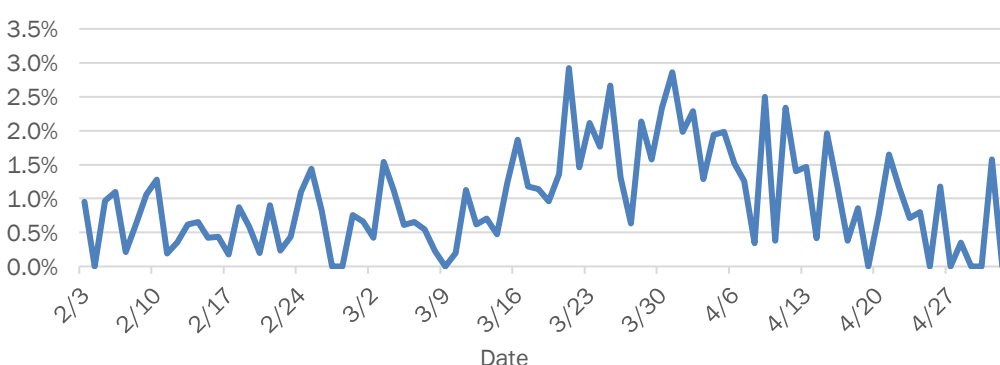


Emergency department (ED) chief complaint and admission data for Seminole County

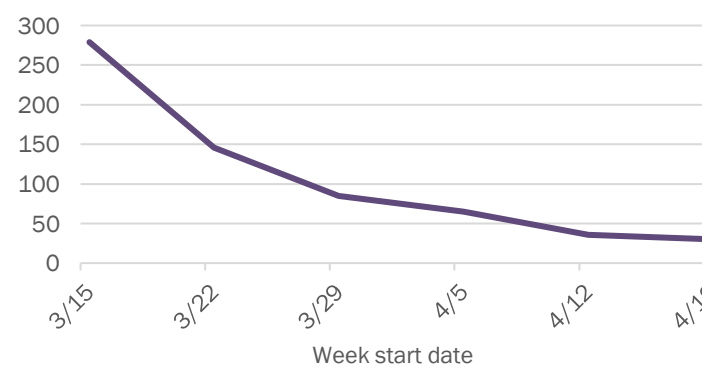
Daily percent of ED visits mentioning cough, fever, or shortness of breath



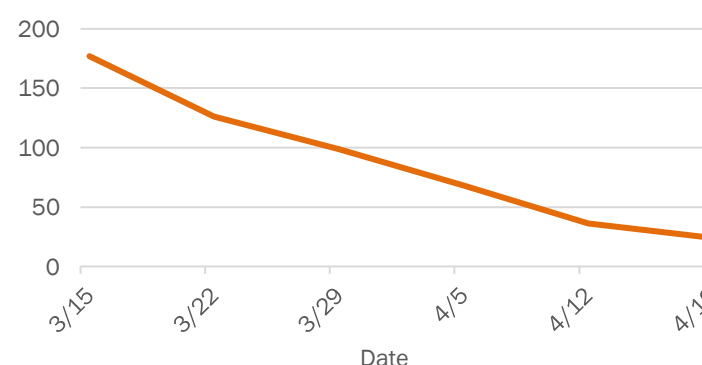
Daily percent of ED visits resulting in cough-associated admissions



Weekly count of ED visits for influenza-like illness



Weekly count of ED visits for COVID-like illness



The Electronic Surveillance System for the Early Notification of Community-Based Epidemics (ESSENCE-FL) includes chief complaint data from 213 of 214 Florida EDs. Data are transmitted electronically to ESSENCE-FL daily or hourly.

Coronavirus: summary for St. Johns County

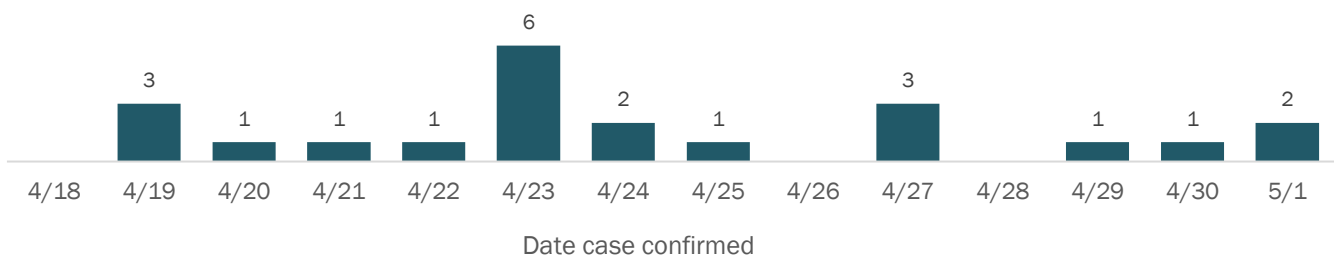
Data for May 2, 2020 (verified at 10 AM)

Data in this report are provisional and subject to change.

Confirmed cases

Total cases	212
Florida residents	204
Non-Florida residents	8
Gender for Florida residents	
Men	105
Women	99
Unknown	0
Age for Florida residents	
Range	2 - 97
Median age	53

Cases confirmed in Florida residents per day



Race, ethnicity	Cases	Hospitalizations	Deaths
White	159 (78%)	31 (86%)	4 (100%)
Hispanic	8 (4%)	2 (6%)	0 (0%)
Non-Hispanic	146 (72%)	29 (81%)	4 (100%)
Unknown ethnicity	5 (2%)	0 (0%)	0 (0%)
Black	11 (5%)	0 (0%)	0 (0%)
Hispanic	0 (0%)	0 (0%)	0 (0%)
Non-Hispanic	11 (5%)	0 (0%)	0 (0%)
Unknown ethnicity	0 (0%)	0 (0%)	0 (0%)
Other	13 (6%)	4 (11%)	0 (0%)
Hispanic	1 (0%)	0 (0%)	0 (0%)
Non-Hispanic	10 (5%)	3 (8%)	0 (0%)
Unknown ethnicity	2 (1%)	1 (3%)	0 (0%)
Unknown race	21 (10%)	1 (3%)	0 (0%)
Hispanic	2 (1%)	0 (0%)	0 (0%)
Non-Hispanic	0 (0%)	0 (0%)	0 (0%)
Unknown ethnicity	19 (9%)	1 (3%)	0 (0%)
Total	204	36	4

Outcomes for Florida residents

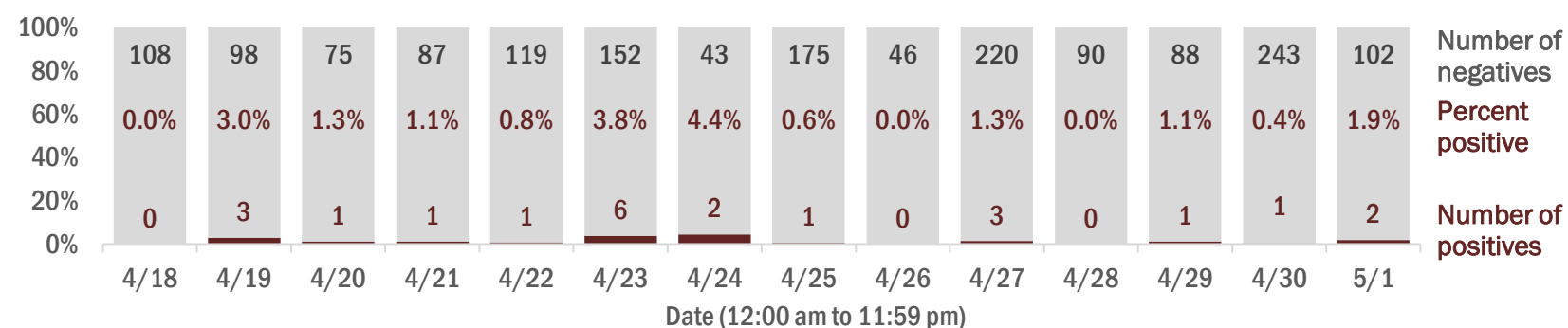
St. Johns		
Hospitalizations	36	(18% of all cases)
Deaths	4	(2% of all cases)
Statewide		
Hospitalizations	5,945	(17% of all cases)
Deaths	1,364	(4% of all cases)

Hospitalization counts include anyone who was hospitalized at some point during their illness. It does not reflect the number of people currently hospitalized.
Other race includes any person with a race of American Indian/Alaskan native, Asian, native Hawaiian/Pacific Islander, or other.

Laboratory testing for Florida residents and non-Florida residents over the past 2 weeks

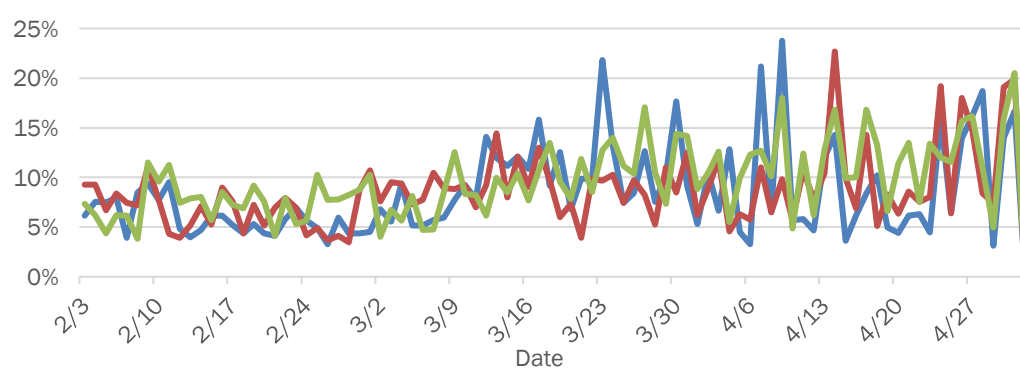
Number and percent of positive labs

These counts include the number of people for whom the department received laboratory results by day. This percent is the number of people who test positive for the first time divided by all the people tested that day, excluding people who have previously tested positive.

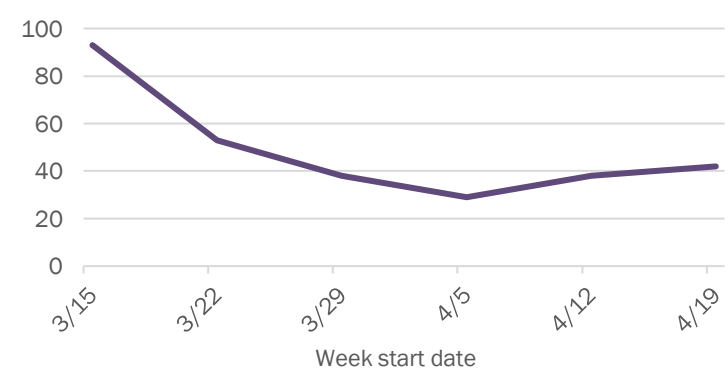


Emergency department (ED) chief complaint and admission data for St. Johns County

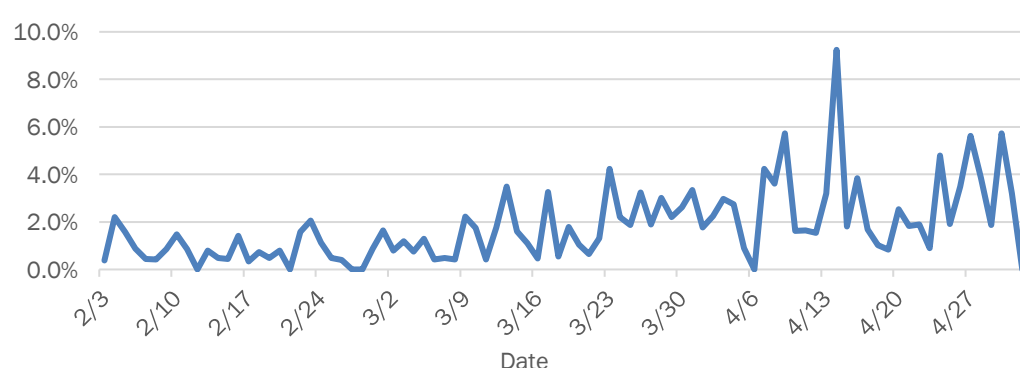
Daily percent of ED visits mentioning cough, fever, or shortness of breath



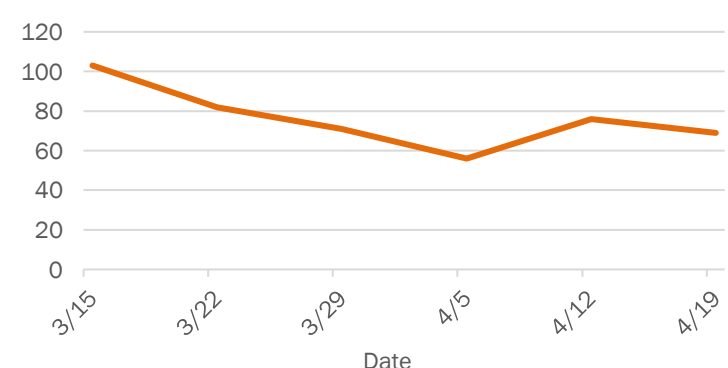
Weekly count of ED visits for influenza-like illness



Daily percent of ED visits resulting in cough-associated admissions



Weekly count of ED visits for COVID-like illness



The Electronic Surveillance System for the Early Notification of Community-Based Epidemics (ESSENCE-FL) includes chief complaint data from 213 of 214 Florida EDs. Data are transmitted electronically to ESSENCE-FL daily or hourly.

Coronavirus: summary for St. Lucie County

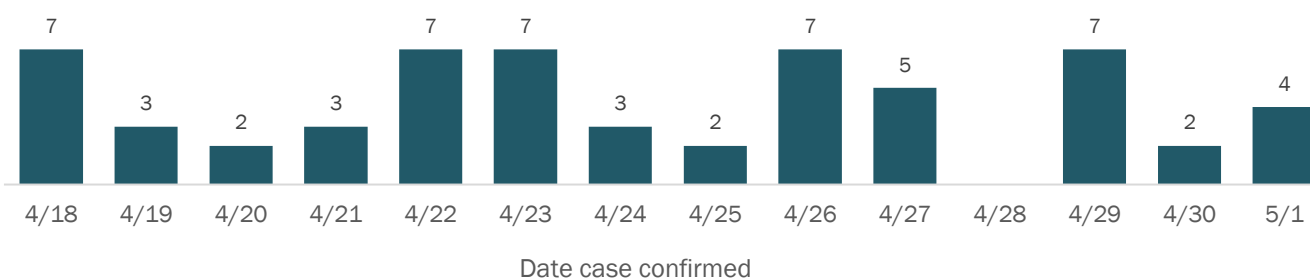
Data for May 2, 2020 (verified at 10 AM)

Data in this report are provisional and subject to change.

Confirmed cases

Total cases	254
Florida residents	247
Non-Florida residents	7
Gender for Florida residents	
Men	102
Women	145
Unknown	0
Age for Florida residents	
Range	3 - 97
Median age	58

Cases confirmed in Florida residents per day



Race, ethnicity	Cases	Hospitalizations	Deaths
White	147	50	18
Hispanic	28	6	1
Non-Hispanic	117	44	17
Unknown ethnicity	2	0	0
Black	59	15	4
Hispanic	1	1	0
Non-Hispanic	55	13	4
Unknown ethnicity	3	1	0
Other	17	5	1
Hispanic	5	1	0
Non-Hispanic	11	3	1
Unknown ethnicity	1	1	0
Unknown race	24	3	1
Hispanic	0	0	0
Non-Hispanic	0	0	0
Unknown ethnicity	24	3	1
Total	247	73	24

Outcomes for Florida residents

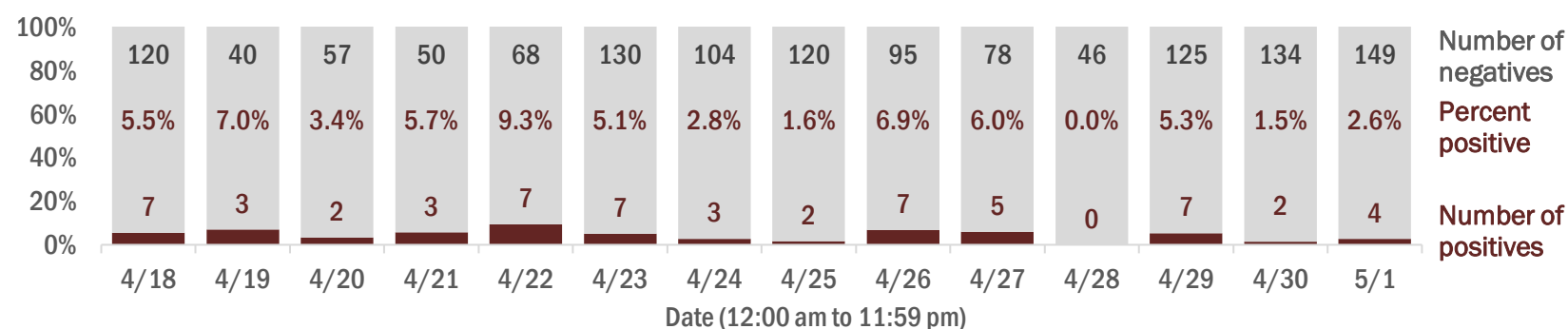
St. Lucie		
Hospitalizations	73	(30% of all cases)
Deaths	24	(10% of all cases)
Statewide		
Hospitalizations	5,945	(17% of all cases)
Deaths	1,364	(4% of all cases)

Hospitalization counts include anyone who was hospitalized at some point during their illness. It does not reflect the number of people currently hospitalized.
Other race includes any person with a race of American Indian/Alaskan native, Asian, native Hawaiian/Pacific Islander, or other.

Laboratory testing for Florida residents and non-Florida residents over the past 2 weeks

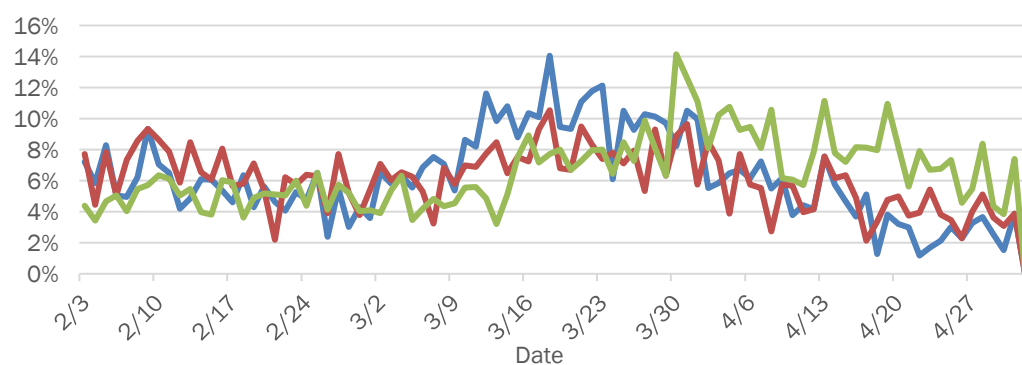
Number and percent of positive labs

These counts include the number of people for whom the department received laboratory results by day. This percent is the number of people who test positive for the first time divided by all the people tested that day, excluding people who have previously tested positive.

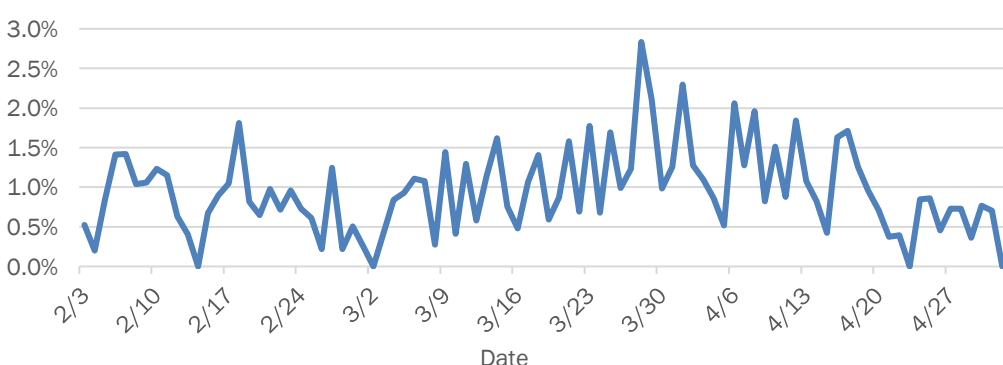


Emergency department (ED) chief complaint and admission data for St. Lucie County

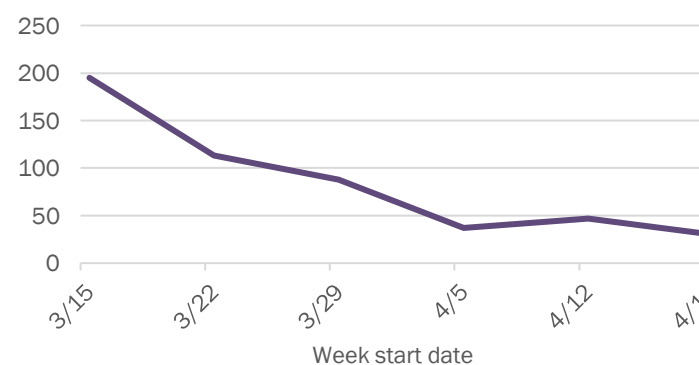
Daily percent of ED visits mentioning cough, fever, or shortness of breath



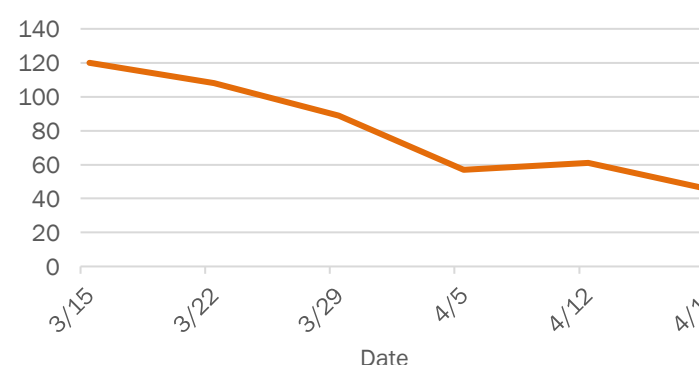
Daily percent of ED visits resulting in cough-associated admissions



Weekly count of ED visits for influenza-like illness



Weekly count of ED visits for COVID-like illness



The Electronic Surveillance System for the Early Notification of Community-Based Epidemics (ESSENCE-FL) includes chief complaint data from 213 of 214 Florida EDs. Data are transmitted electronically to ESSENCE-FL daily or hourly.

Coronavirus: summary for Sumter County

Data for May 2, 2020 (verified at 10 AM)

Data in this report are provisional and subject to change.

Confirmed cases		Cases confirmed in Florida residents per day	
Total cases	221		
Florida residents	220		
Non-Florida residents	1		
Gender for Florida residents			
Men	160		
Women	60		
Unknown	0		
Age for Florida residents			
Range	17 - 92		
Median age	66		
		Date case confirmed	
		4/18	4/19
		4/20	4/21
		4/22	4/23
		4/24	4/25
		4/26	4/27
		4/28	4/29
		4/30	5/1

Race, ethnicity	Cases	Hospitalizations	Deaths
White	184 (84%)	36 (88%)	13 (93%)
Hispanic	12 (5%)	3 (7%)	0 (0%)
Non-Hispanic	170 (77%)	33 (80%)	12 (86%)
Unknown ethnicity	2 (1%)	0 (0%)	1 (7%)
Black	27 (12%)	3 (7%)	0 (0%)
Hispanic	0 (0%)	0 (0%)	0 (0%)
Non-Hispanic	26 (12%)	3 (7%)	0 (0%)
Unknown ethnicity	1 (0%)	0 (0%)	0 (0%)
Other	3 (1%)	1 (2%)	1 (7%)
Hispanic	0 (0%)	0 (0%)	0 (0%)
Non-Hispanic	3 (1%)	1 (2%)	1 (7%)
Unknown ethnicity	0 (0%)	0 (0%)	0 (0%)
Unknown race	6 (3%)	1 (2%)	0 (0%)
Hispanic	0 (0%)	0 (0%)	0 (0%)
Non-Hispanic	0 (0%)	0 (0%)	0 (0%)
Unknown ethnicity	6 (3%)	1 (2%)	0 (0%)
Total	220	41	14

Outcomes for Florida residents	
Sumter	
Hospitalizations	41 (19% of all cases)
Deaths	14 (6% of all cases)
Statewide	
Hospitalizations	5,945 (17% of all cases)
Deaths	1,364 (4% of all cases)

Hospitalization counts include anyone who was hospitalized at some point during their illness. It does not reflect the number of people currently hospitalized.
Other race includes any person with a race of American Indian/Alaskan native, Asian, native Hawaiian/Pacific Islander, or other.

Laboratory testing for Florida residents and non-Florida residents over the past 2 weeks

Number and percent of positive labs

These counts include the number of people for whom the department received laboratory results by day. This percent is the number of people who test positive for the first time divided by all the people tested that day, excluding people who have previously tested positive.

Date (12:00 am to 11:59 pm)	Number of positives	Percent positive	Number of negatives
4/18	22	11.6%	168
4/19	4	10.0%	36
4/20	3	8.6%	32
4/21	10	22.2%	35
4/22	0	0.0%	12
4/23	3	6.8%	41
4/24	1	3.0%	32
4/25	4	14.3%	24
4/26	2	8.0%	23
4/27	1	9.1%	10
4/28	0	0.0%	13
4/29	5	15.2%	28
4/30	36	36.0%	64
5/1	4	5.2%	73

Emergency department (ED) chief complaint and admission data for Sumter County

Daily percent of ED visits mentioning cough, fever, or shortness of breath

Weekly count of ED visits for influenza-like illness

Daily percent of ED visits resulting in cough-associated admissions

Weekly count of ED visits for COVID-like illness

The Electronic Surveillance System for the Early Notification of Community-Based Epidemics (ESSENCE-FL) includes chief complaint data from 213 of 214 Florida EDs. Data are transmitted electronically to ESSENCE-FL daily or hourly.

Coronavirus: summary for Suwannee County

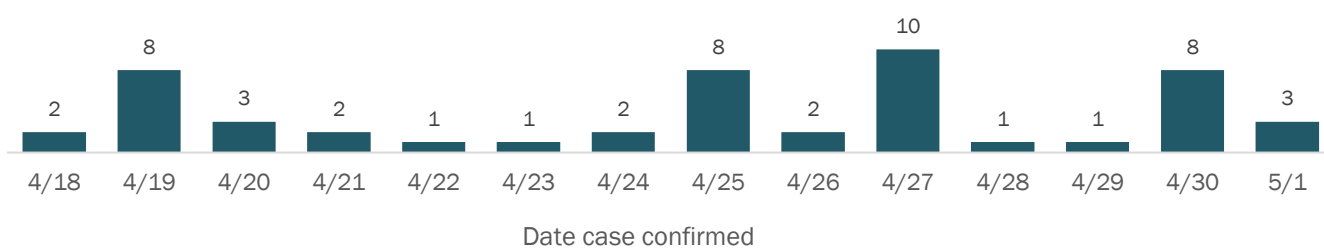
Data for May 2, 2020 (verified at 10 AM)

Data in this report are provisional and subject to change.

Confirmed cases

Total cases	141
Florida residents	141
Non-Florida residents	0
Gender for Florida residents	
Men	42
Women	99
Unknown	0
Age for Florida residents	
Range	5 - 102
Median age	63

Cases confirmed in Florida residents per day



Race, ethnicity	Cases	Hospitalizations	Deaths
White	91 (65%)	23 (72%)	13 (81%)
Hispanic	4 (3%)	1 (3%)	1 (6%)
Non-Hispanic	87 (62%)	22 (69%)	12 (75%)
Unknown ethnicity	0 (0%)	0 (0%)	0 (0%)
Black	39 (28%)	8 (25%)	3 (19%)
Hispanic	0 (0%)	0 (0%)	0 (0%)
Non-Hispanic	38 (27%)	7 (22%)	3 (19%)
Unknown ethnicity	1 (1%)	1 (3%)	0 (0%)
Other	0 (0%)	0 (0%)	0 (0%)
Hispanic	0 (0%)	0 (0%)	0 (0%)
Non-Hispanic	0 (0%)	0 (0%)	0 (0%)
Unknown ethnicity	0 (0%)	0 (0%)	0 (0%)
Unknown race	11 (8%)	1 (3%)	0 (0%)
Hispanic	0 (0%)	0 (0%)	0 (0%)
Non-Hispanic	0 (0%)	0 (0%)	0 (0%)
Unknown ethnicity	11 (8%)	1 (3%)	0 (0%)
Total	141	32	16

Outcomes for Florida residents

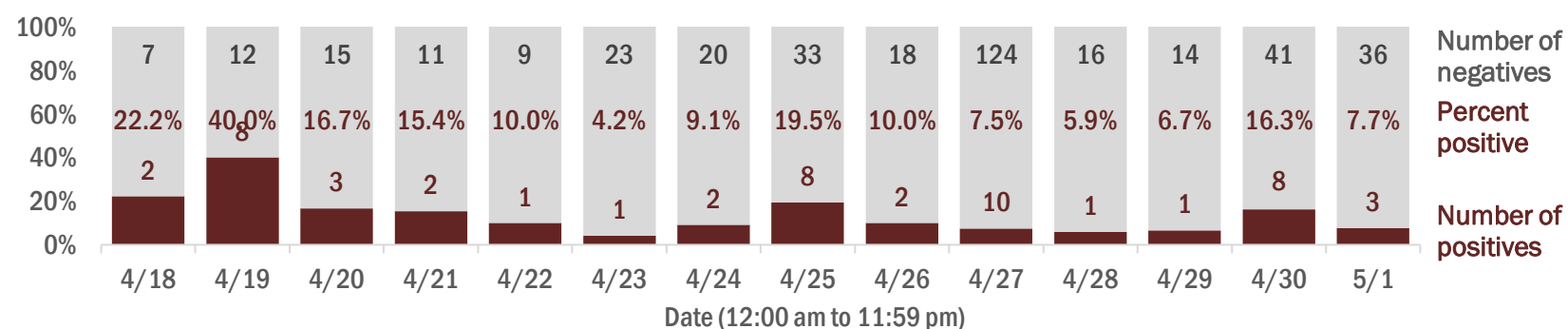
Category	Count	Percentage
Suwannee		
Hospitalizations	32	(23% of all cases)
Deaths	16	(11% of all cases)
Statewide		
Hospitalizations	5,945	(17% of all cases)
Deaths	1,364	(4% of all cases)

Hospitalization counts include anyone who was hospitalized at some point during their illness. It does not reflect the number of people currently hospitalized.
Other race includes any person with a race of American Indian/Alaskan native, Asian, native Hawaiian/Pacific Islander, or other.

Laboratory testing for Florida residents and non-Florida residents over the past 2 weeks

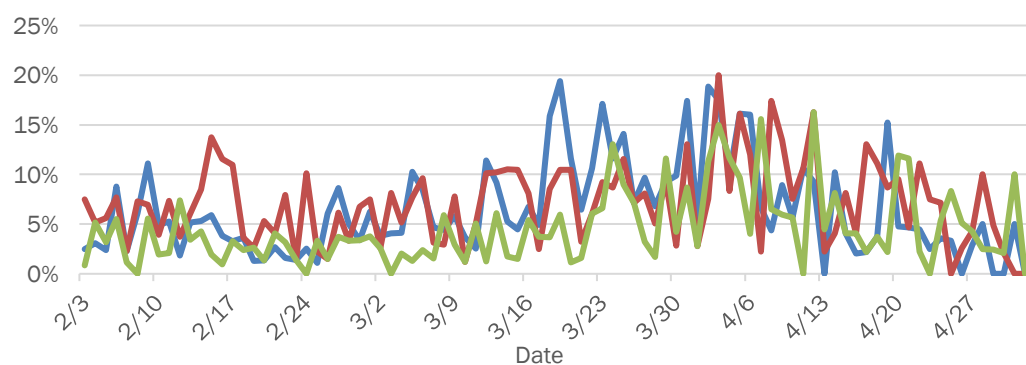
Number and percent of positive labs

These counts include the number of people for whom the department received laboratory results by day. This percent is the number of people who test positive for the first time divided by all the people tested that day, excluding people who have previously tested positive.

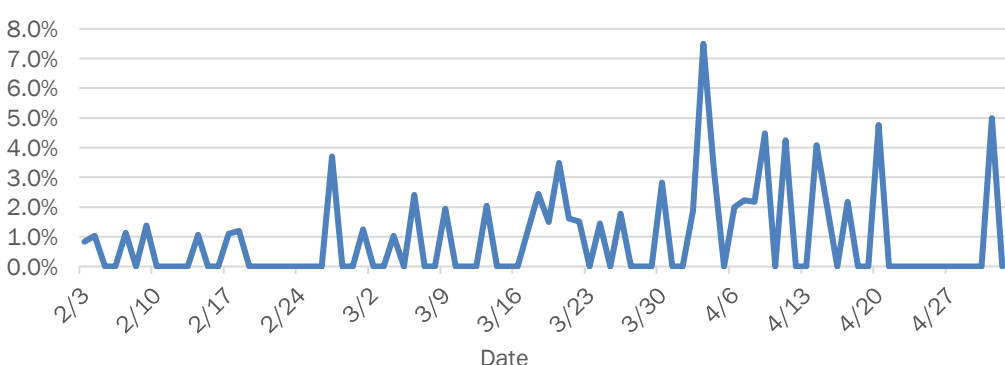


Emergency department (ED) chief complaint and admission data for Suwannee County

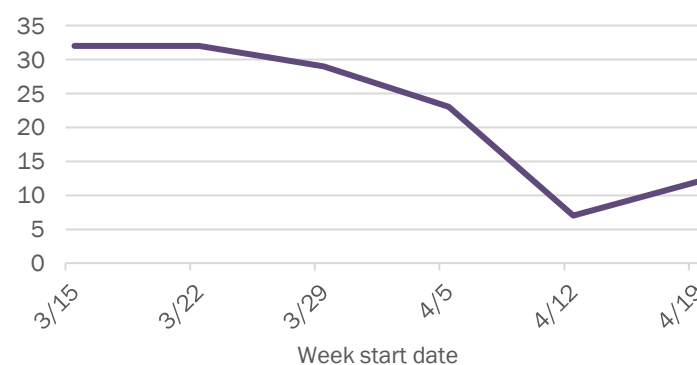
Daily percent of ED visits mentioning cough, fever, or shortness of breath



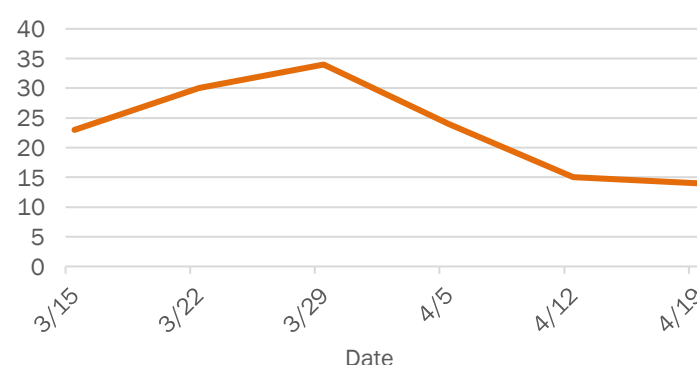
Daily percent of ED visits resulting in cough-associated admissions



Weekly count of ED visits for influenza-like illness



Weekly count of ED visits for COVID-like illness

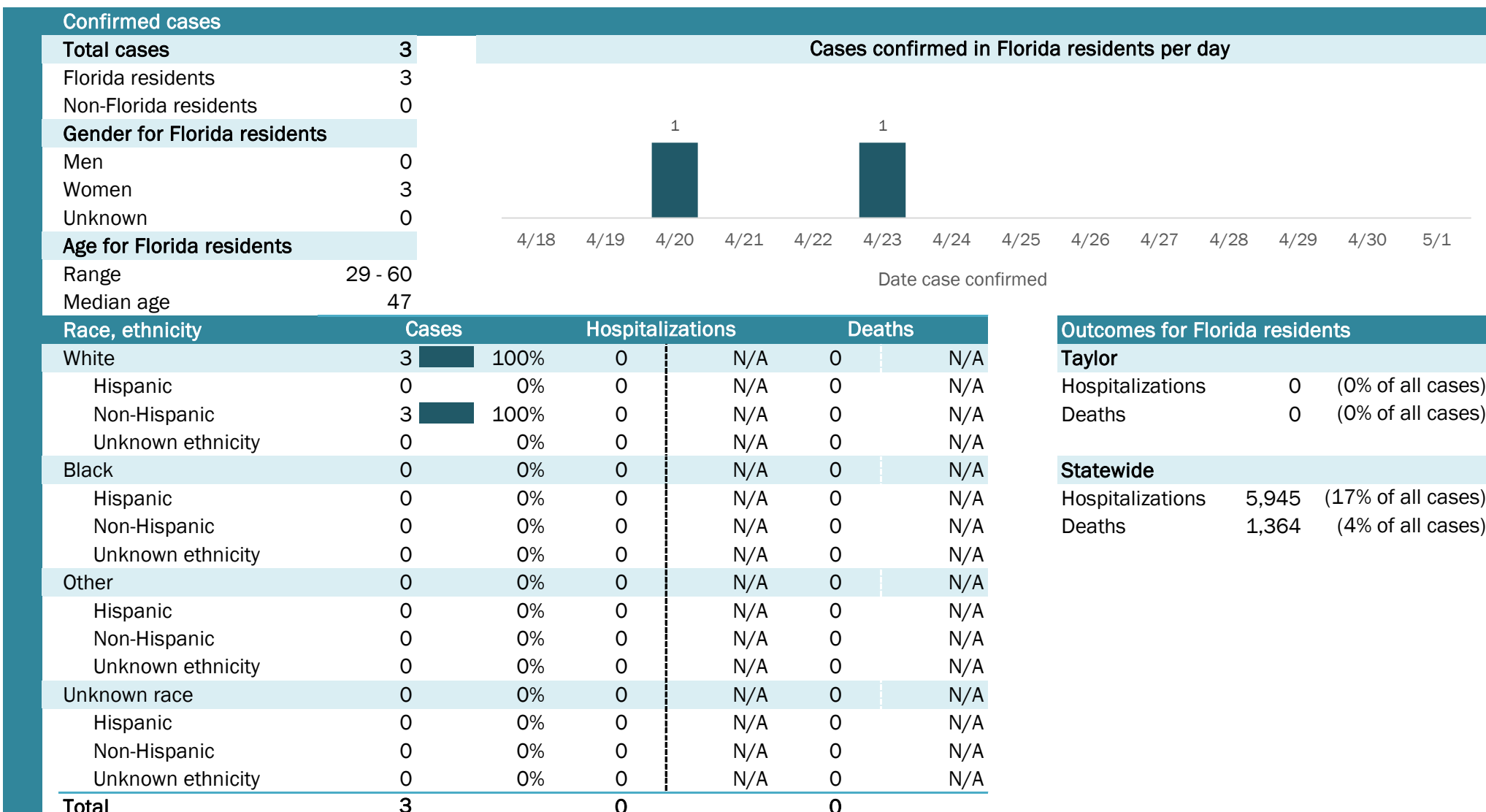


The Electronic Surveillance System for the Early Notification of Community-Based Epidemics (ESSENCE-FL) includes chief complaint data from 213 of 214 Florida EDs. Data are transmitted electronically to ESSENCE-FL daily or hourly.

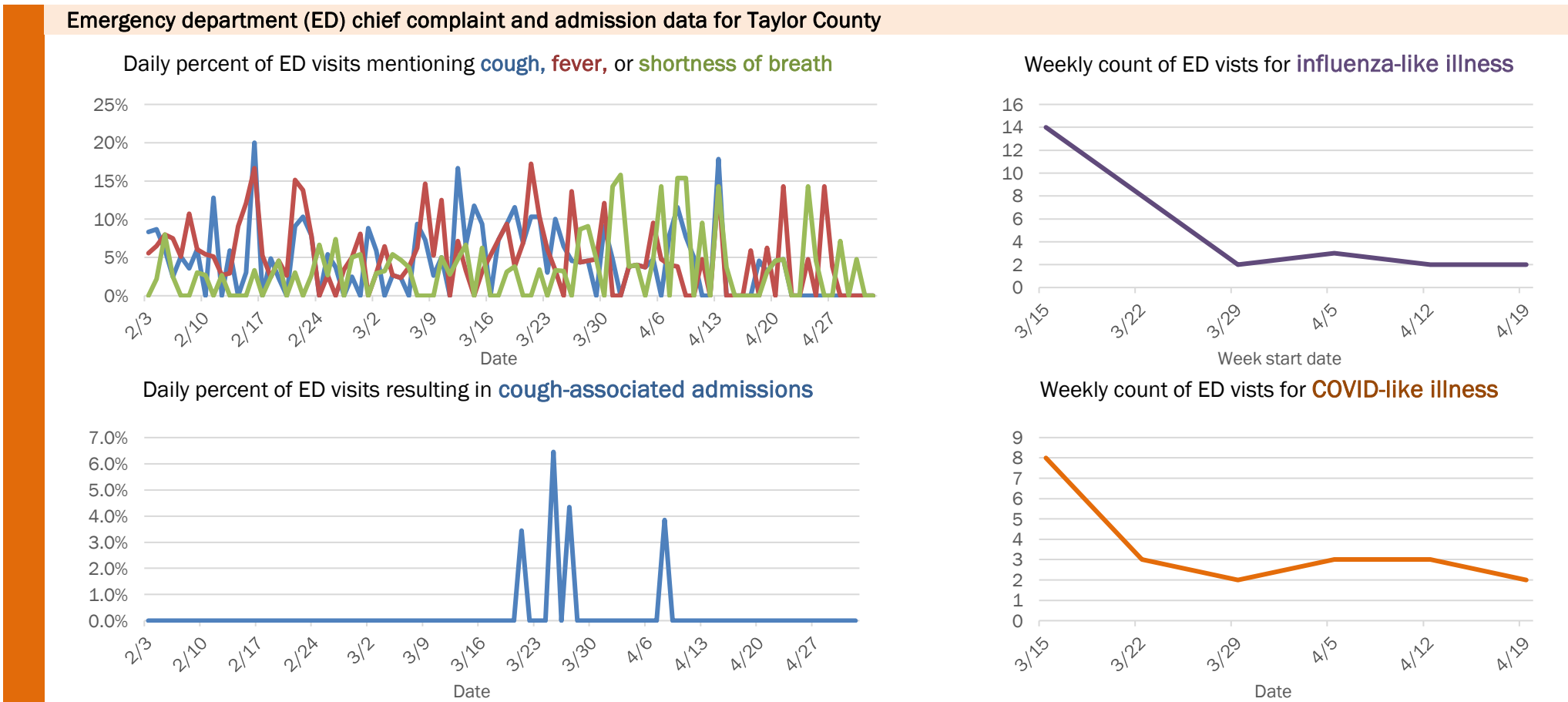
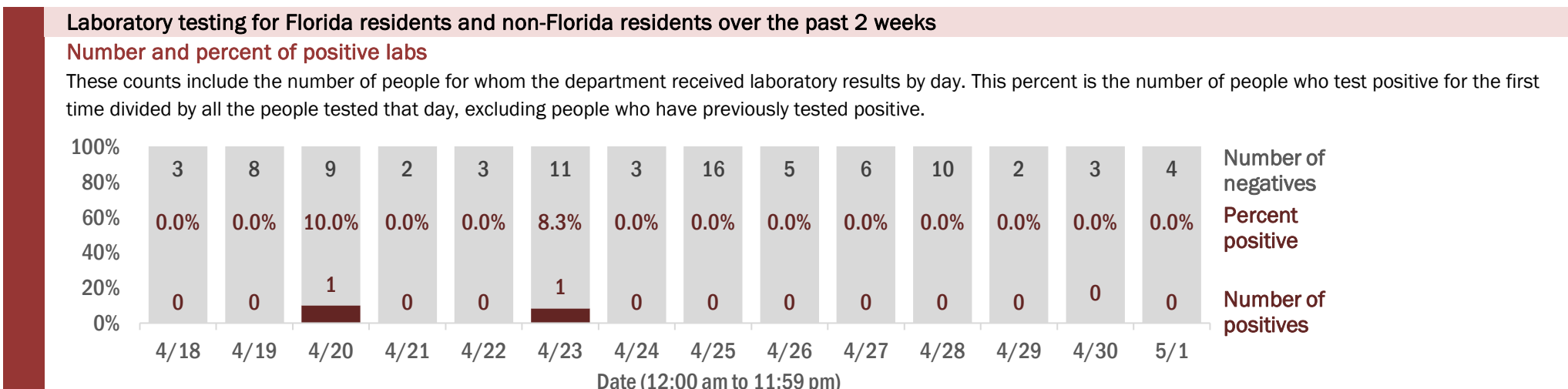
Coronavirus: summary for Taylor County

Data for May 2, 2020 (verified at 10 AM)

Data in this report are provisional and subject to change.



Hospitalization counts include anyone who was hospitalized at some point during their illness. It does not reflect the number of people currently hospitalized.
Other race includes any person with a race of American Indian/Alaskan native, Asian, native Hawaiian/Pacific Islander, or other.



The Electronic Surveillance System for the Early Notification of Community-Based Epidemics (ESSENCE-FL) includes chief complaint data from 213 of 214 Florida EDs. Data are transmitted electronically to ESSENCE-FL daily or hourly.

Coronavirus: summary for Union County

Data for May 2, 2020 (verified at 10 AM)

Data in this report are provisional and subject to change.

Confirmed cases		Cases confirmed in Florida residents per day	
Total cases	5		
Florida residents	5		
Non-Florida residents	0		
Gender for Florida residents			
Men	2		
Women	3		
Unknown	0		
Age for Florida residents			
Range	25 - 60		
Median age	55		

Race, ethnicity	Cases	Hospitalizations	Deaths
White	4 (80%)	0	0
Hispanic	0 (0%)	0	0
Non-Hispanic	3 (60%)	0	0
Unknown ethnicity	1 (20%)	0	0
Black	0 (0%)	0	0
Hispanic	0 (0%)	0	0
Non-Hispanic	0 (0%)	0	0
Unknown ethnicity	0 (0%)	0	0
Other	1 (20%)	0	0
Hispanic	0 (0%)	0	0
Non-Hispanic	1 (20%)	0	0
Unknown ethnicity	0 (0%)	0	0
Unknown race	0 (0%)	0	0
Hispanic	0 (0%)	0	0
Non-Hispanic	0 (0%)	0	0
Unknown ethnicity	0 (0%)	0	0
Total	5	0	0

Outcomes for Florida residents		
Union		
Hospitalizations	0	(0% of all cases)
Deaths	0	(0% of all cases)
Statewide		
Hospitalizations	5,945	(17% of all cases)
Deaths	1,364	(4% of all cases)

Hospitalization counts include anyone who was hospitalized at some point during their illness. It does not reflect the number of people currently hospitalized.
Other race includes any person with a race of American Indian/Alaskan native, Asian, native Hawaiian/Pacific Islander, or other.

Laboratory testing for Florida residents and non-Florida residents over the past 2 weeks

Number and percent of positive labs

These counts include the number of people for whom the department received laboratory results by day. This percent is the number of people who test positive for the first time divided by all the people tested that day, excluding people who have previously tested positive.

Date	Number of positives	Percent positive	Number of negatives
4/18	0	0.0%	14
4/19	0	0.0%	9
4/20	0	0.0%	4
4/21	1	12.5%	7
4/22	0	0.0%	2
4/23	0	0.0%	7
4/24	1	7.7%	12
4/25	0	0.0%	14
4/26	0	0.0%	5
4/27	0	0.0%	4
4/28	0	0.0%	6
4/29	0	0.0%	6
4/30	1	7.7%	12
5/1	0	0.0%	11

Emergency department (ED) chief complaint and admission data for Union County

Daily percent of ED visits mentioning cough, fever, or shortness of breath

Daily percent of ED visits resulting in cough-associated admissions

Weekly count of ED visits for influenza-like illness

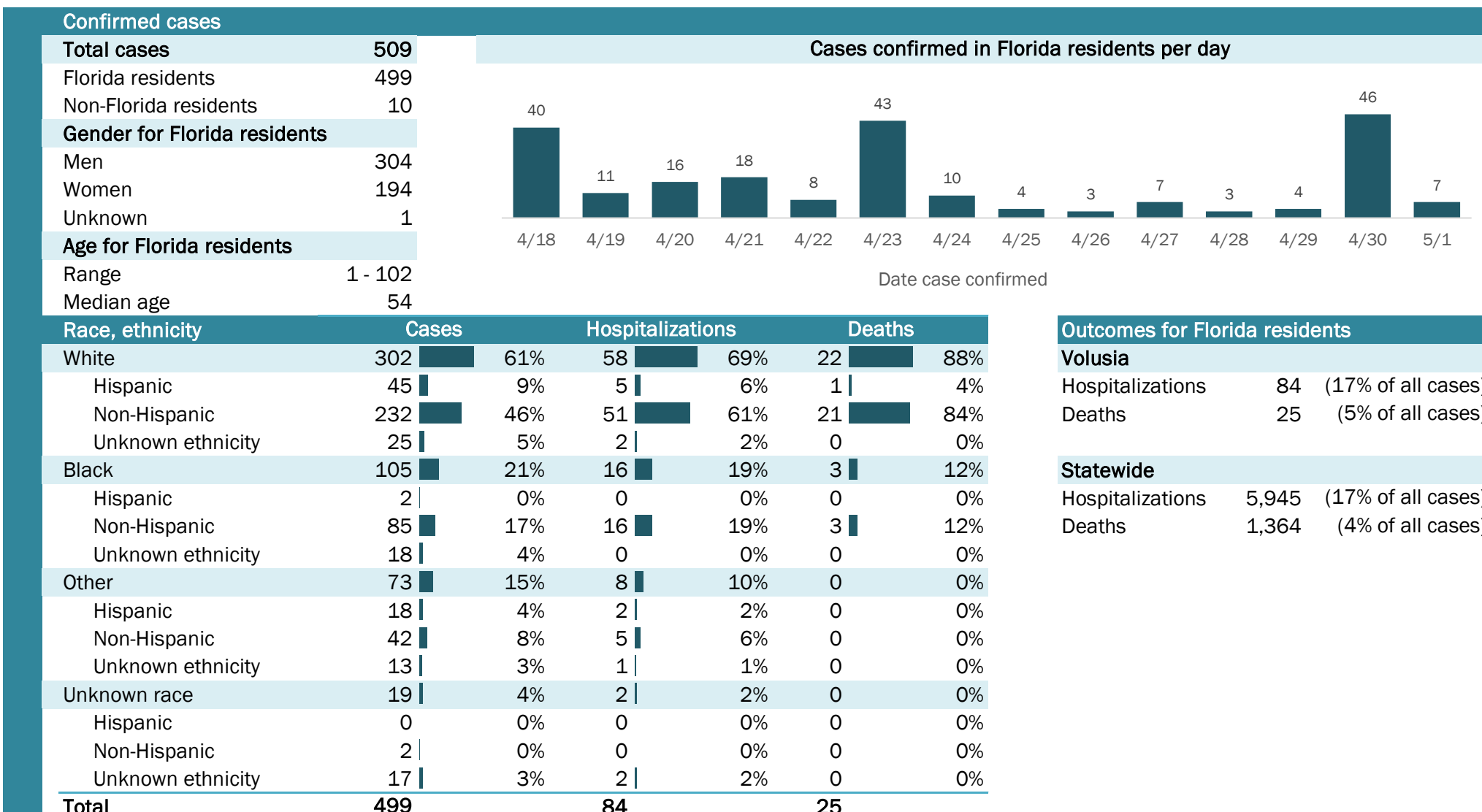
Weekly count of ED visits for COVID-like illness

The Electronic Surveillance System for the Early Notification of Community-Based Epidemics (ESSENCE-FL) includes chief complaint data from 213 of 214 Florida EDs. Data are transmitted electronically to ESSENCE-FL daily or hourly.

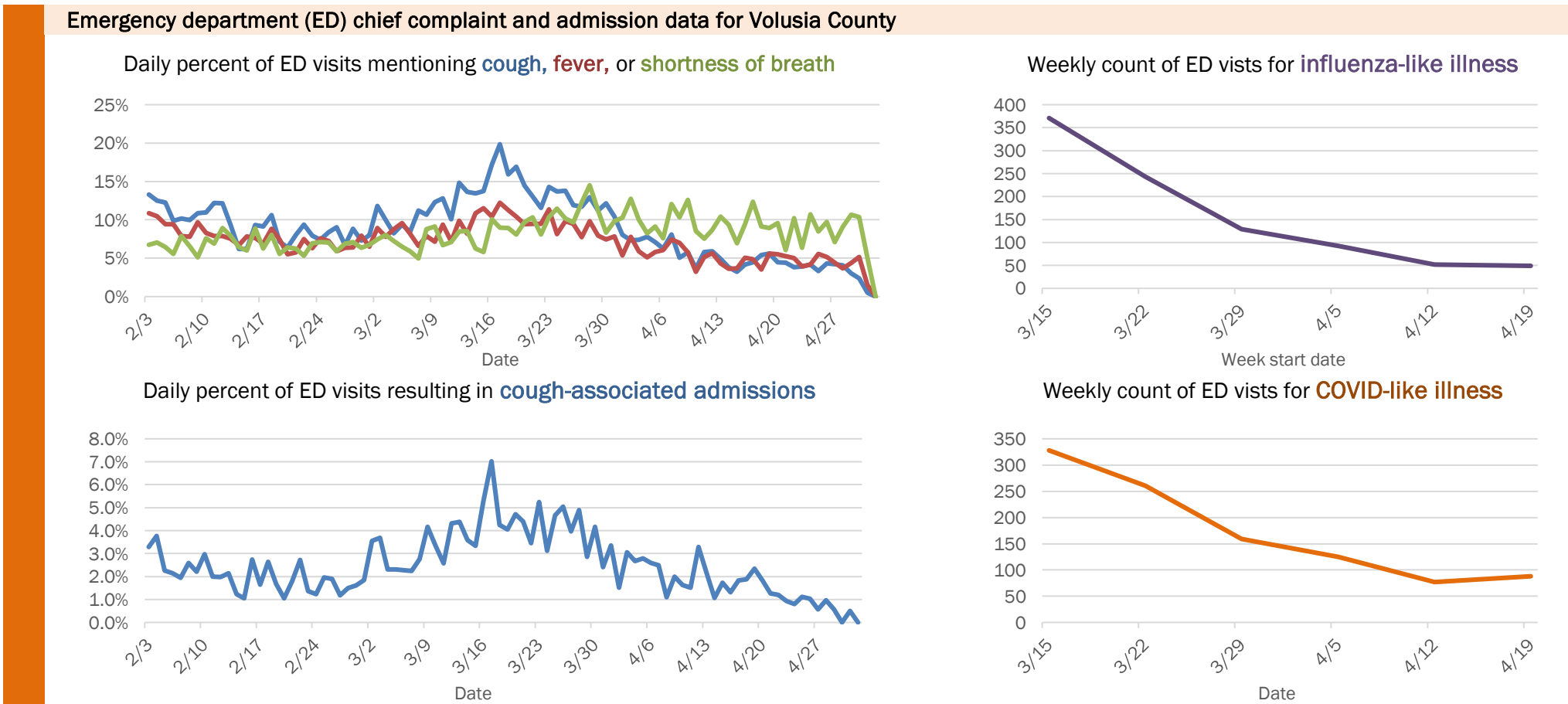
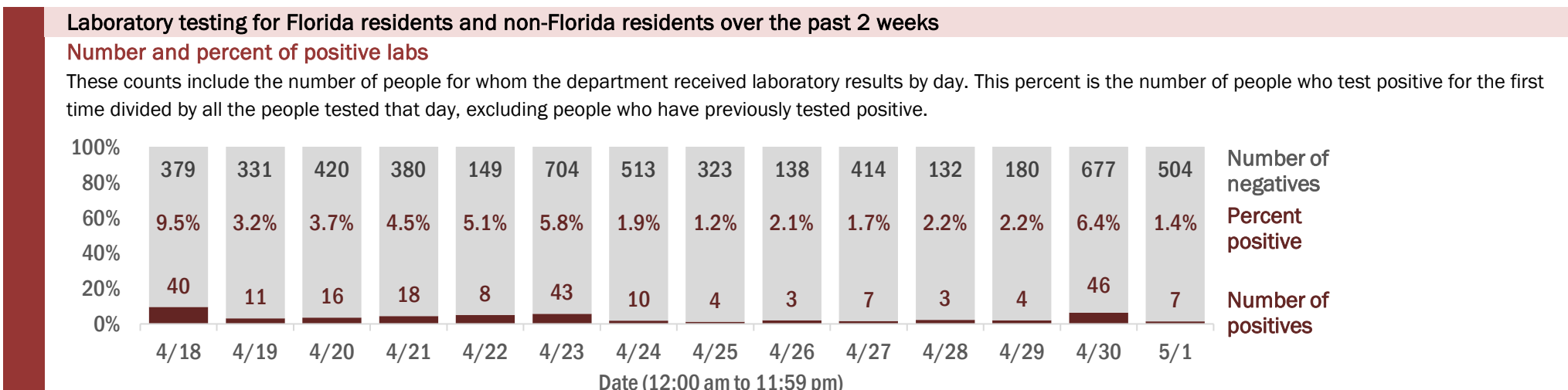
Coronavirus: summary for Volusia County

Data for May 2, 2020 (verified at 10 AM)

Data in this report are provisional and subject to change.



Hospitalization counts include anyone who was hospitalized at some point during their illness. It does not reflect the number of people currently hospitalized.
Other race includes any person with a race of American Indian/Alaskan native, Asian, native Hawaiian/Pacific Islander, or other.



The Electronic Surveillance System for the Early Notification of Community-Based Epidemics (ESSENCE-FL) includes chief complaint data from 213 of 214 Florida EDs. Data are transmitted electronically to ESSENCE-FL daily or hourly.

Coronavirus: summary for Wakulla County

Data for May 2, 2020 (verified at 10 AM)

Data in this report are provisional and subject to change.

Confirmed cases		Cases confirmed in Florida residents per day	
Total cases	23		
Florida residents	22		
Non-Florida residents	1		
Gender for Florida residents			
Men	7		
Women	15		
Unknown	0		
Age for Florida residents			
Range	19 - 65		
Median age	42		
		Date case confirmed	
		4/18	4/19
		4/20	4/21
		4/22	4/23
		4/24	4/25
		4/26	4/27
		4/28	4/29
		4/30	5/1

Race, ethnicity	Cases	Hospitalizations	Deaths
White	10 (45%)	2 (40%)	1 (100%)
Hispanic	0 (0%)	0 (0%)	0 (0%)
Non-Hispanic	10 (45%)	2 (40%)	1 (100%)
Unknown ethnicity	0 (0%)	0 (0%)	0 (0%)
Black	11 (50%)	2 (40%)	0 (0%)
Hispanic	0 (0%)	0 (0%)	0 (0%)
Non-Hispanic	11 (50%)	2 (40%)	0 (0%)
Unknown ethnicity	0 (0%)	0 (0%)	0 (0%)
Other	1 (5%)	1 (20%)	0 (0%)
Hispanic	0 (0%)	0 (0%)	0 (0%)
Non-Hispanic	1 (5%)	1 (20%)	0 (0%)
Unknown ethnicity	0 (0%)	0 (0%)	0 (0%)
Unknown race	0 (0%)	0 (0%)	0 (0%)
Hispanic	0 (0%)	0 (0%)	0 (0%)
Non-Hispanic	0 (0%)	0 (0%)	0 (0%)
Unknown ethnicity	0 (0%)	0 (0%)	0 (0%)
Total	22	5	1

Outcomes for Florida residents	
Wakulla	
Hospitalizations	5 (23% of all cases)
Deaths	1 (5% of all cases)
Statewide	
Hospitalizations	5,945 (17% of all cases)
Deaths	1,364 (4% of all cases)

Hospitalization counts include anyone who was hospitalized at some point during their illness. It does not reflect the number of people currently hospitalized.
Other race includes any person with a race of American Indian/Alaskan native, Asian, native Hawaiian/Pacific Islander, or other.

Laboratory testing for Florida residents and non-Florida residents over the past 2 weeks

Number and percent of positive labs

These counts include the number of people for whom the department received laboratory results by day. This percent is the number of people who test positive for the first time divided by all the people tested that day, excluding people who have previously tested positive.

Date (12:00 am to 11:59 pm)	Number of negatives	Percent positive	Number of positives
4/18	7	0.0%	0
4/19	9	0.0%	0
4/20	8	11.1%	1
4/21	4	0.0%	0
4/22	2	33.3%	1
4/23	14	22.2%	4
4/24	7	0.0%	0
4/25	10	9.1%	1
4/26	10	9.1%	1
4/27	23	0.0%	0
4/28	11	0.0%	0
4/29	10	9.1%	1
4/30	21	0.0%	0
5/1	35	0.0%	0

Emergency department (ED) chief complaint and admission data for Wakulla County

Daily percent of ED visits mentioning cough, fever, or shortness of breath

Weekly count of ED visits for influenza-like illness

Daily percent of ED visits resulting in cough-associated admissions

Weekly count of ED visits for COVID-like illness

The Electronic Surveillance System for the Early Notification of Community-Based Epidemics (ESSENCE-FL) includes chief complaint data from 213 of 214 Florida EDs. Data are transmitted electronically to ESSENCE-FL daily or hourly.

Coronavirus: summary for Walton County

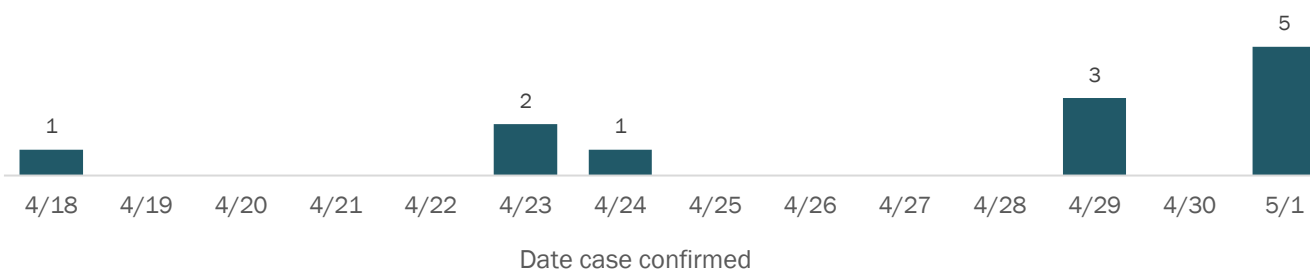
Data for May 2, 2020 (verified at 10 AM)

Data in this report are provisional and subject to change.

Confirmed cases

Total cases	43
Florida residents	35
Non-Florida residents	8
Gender for Florida residents	
Men	14
Women	21
Unknown	0
Age for Florida residents	
Range	20 - 94
Median age	53

Cases confirmed in Florida residents per day



Race, ethnicity	Cases	Hospitalizations	Deaths
White	31 (89%)	5 (83%)	0 (N/A)
Hispanic	1 (3%)	0 (0%)	0 (N/A)
Non-Hispanic	30 (86%)	5 (83%)	0 (N/A)
Unknown ethnicity	0 (0%)	0 (0%)	0 (N/A)
Black	3 (9%)	1 (17%)	0 (N/A)
Hispanic	0 (0%)	0 (0%)	0 (N/A)
Non-Hispanic	3 (9%)	1 (17%)	0 (N/A)
Unknown ethnicity	0 (0%)	0 (0%)	0 (N/A)
Other	0 (0%)	0 (0%)	0 (N/A)
Hispanic	0 (0%)	0 (0%)	0 (N/A)
Non-Hispanic	0 (0%)	0 (0%)	0 (N/A)
Unknown ethnicity	0 (0%)	0 (0%)	0 (N/A)
Unknown race	1 (3%)	0 (0%)	0 (N/A)
Hispanic	0 (0%)	0 (0%)	0 (N/A)
Non-Hispanic	0 (0%)	0 (0%)	0 (N/A)
Unknown ethnicity	1 (3%)	0 (0%)	0 (N/A)
Total	35	6	0

Outcomes for Florida residents

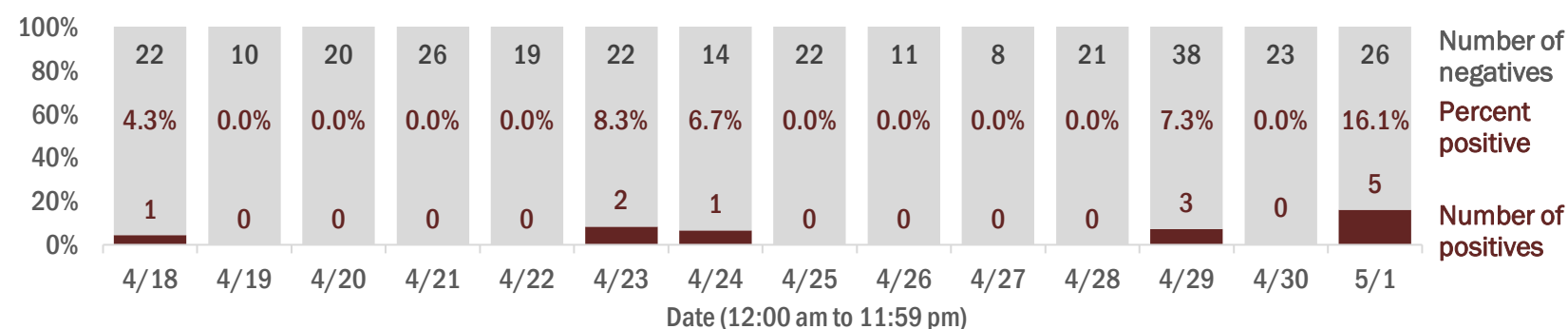
Walton		
Hospitalizations	6	(17% of all cases)
Deaths	0	(0% of all cases)
Statewide		
Hospitalizations	5,945	(17% of all cases)
Deaths	1,364	(4% of all cases)

Hospitalization counts include anyone who was hospitalized at some point during their illness. It does not reflect the number of people currently hospitalized.
Other race includes any person with a race of American Indian/Alaskan native, Asian, native Hawaiian/Pacific Islander, or other.

Laboratory testing for Florida residents and non-Florida residents over the past 2 weeks

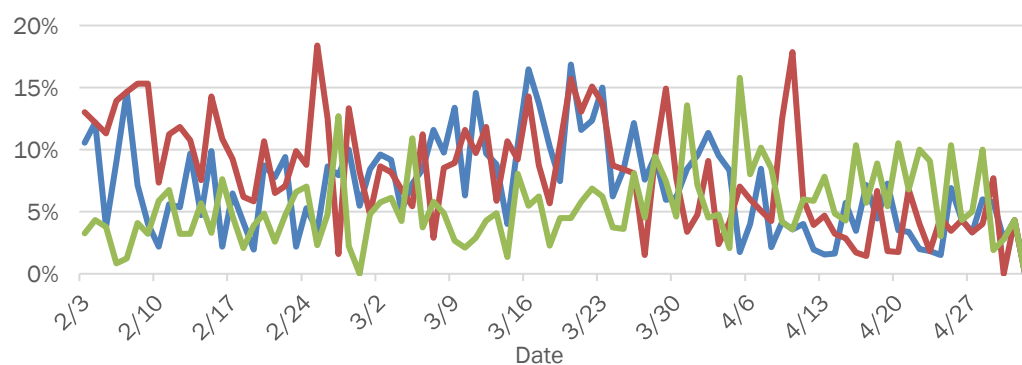
Number and percent of positive labs

These counts include the number of people for whom the department received laboratory results by day. This percent is the number of people who test positive for the first time divided by all the people tested that day, excluding people who have previously tested positive.

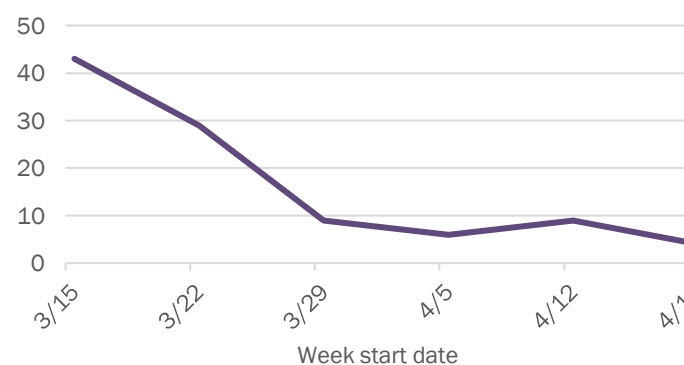


Emergency department (ED) chief complaint and admission data for Walton County

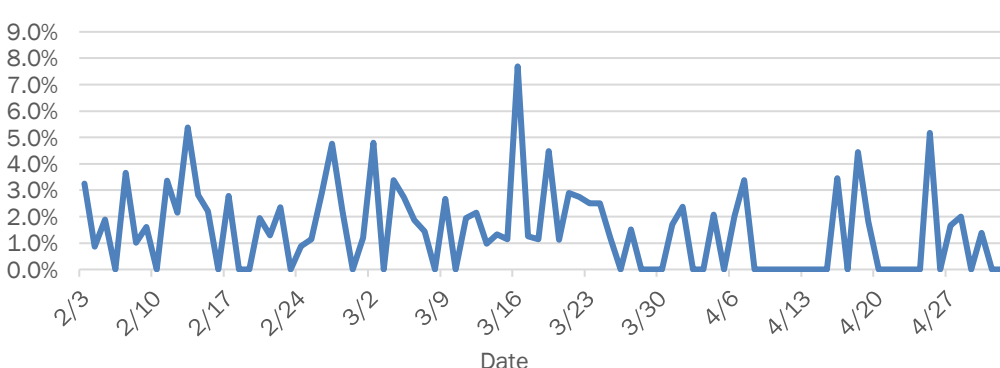
Daily percent of ED visits mentioning cough, fever, or shortness of breath



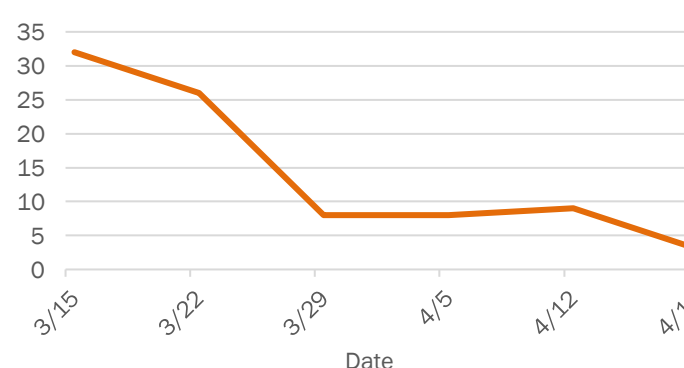
Weekly count of ED visits for influenza-like illness



Daily percent of ED visits resulting in cough-associated admissions



Weekly count of ED visits for COVID-like illness



The Electronic Surveillance System for the Early Notification of Community-Based Epidemics (ESSENCE-FL) includes chief complaint data from 213 of 214 Florida EDs. Data are transmitted electronically to ESSENCE-FL daily or hourly.

Coronavirus: summary for Washington County

Data for May 2, 2020 (verified at 10 AM)

Data in this report are provisional and subject to change.

Confirmed cases		Cases confirmed in Florida residents per day													
Total cases	12														
Florida residents	12														
Non-Florida residents	0														
Gender for Florida residents															
Men	7														
Women	5														
Unknown	0														
Age for Florida residents															
Range	25 - 62														
Median age	55														
		Date case confirmed													
		4/18	4/19	4/20	4/21	4/22	4/23	4/24	4/25	4/26	4/27	4/28	4/29	4/30	5/1

Race, ethnicity	Cases	Hospitalizations	Deaths
White	12	1	0
Hispanic	0	0	0
Non-Hispanic	12	1	0
Unknown ethnicity	0	0	0
Black	0	0	0
Hispanic	0	0	0
Non-Hispanic	0	0	0
Unknown ethnicity	0	0	0
Other	0	0	0
Hispanic	0	0	0
Non-Hispanic	0	0	0
Unknown ethnicity	0	0	0
Unknown race	0	0	0
Hispanic	0	0	0
Non-Hispanic	0	0	0
Unknown ethnicity	0	0	0
Total	12	1	0

Outcomes for Florida residents		
Washington		
Hospitalizations	1	(8% of all cases)
Deaths	0	(0% of all cases)
Statewide		
Hospitalizations	5,945	(17% of all cases)
Deaths	1,364	(4% of all cases)

Hospitalization counts include anyone who was hospitalized at some point during their illness. It does not reflect the number of people currently hospitalized.
Other race includes any person with a race of American Indian/Alaskan native, Asian, native Hawaiian/Pacific Islander, or other.

Laboratory testing for Florida residents and non-Florida residents over the past 2 weeks

Number and percent of positive labs

These counts include the number of people for whom the department received laboratory results by day. This percent is the number of people who test positive for the first time divided by all the people tested that day, excluding people who have previously tested positive.

Date (12:00 am to 11:59 pm)	Number of positives	Percent positive	Number of negatives
4/18	1	2.7%	36
4/19	0	0.0%	8
4/20	1	2.4%	41
4/21	3	12.5%	21
4/22	0	0.0%	13
4/23	0	0.0%	19
4/24	2	25.0%	6
4/25	0	0.0%	7
4/26	0	0.0%	2
4/27	0	0.0%	5
4/28	0	0.0%	2
4/29	0	0.0%	5
4/30	0	0.0%	8
5/1	0	0.0%	4

Emergency department (ED) chief complaint and admission data for Washington County

Daily percent of ED visits mentioning cough, fever, or shortness of breath

Weekly count of ED visits for influenza-like illness

Daily percent of ED visits resulting in cough-associated admissions

Weekly count of ED visits for COVID-like illness

The Electronic Surveillance System for the Early Notification of Community-Based Epidemics (ESSENCE-FL) includes chief complaint data from 213 of 214 Florida EDs. Data are transmitted electronically to ESSENCE-FL daily or hourly.