

Coronavirus: summary of persons being monitored, persons under investigation, and cases

Mar 17, 2020 at 9:59 AM

Data in this report are provisional and subject to change.

Monitored persons: people the Florida Department of Health was notified of for possible monitoring because they are a contact of a case, traveled from China, or were identified by the Centers for Disease Control and Prevention (CDC) as a part of a airline/ship contact investigation

Total reports	1,792
Total persons of high, medium, or unknown risk	1,322
High/medium/unknown risk still being monitored	558

Persons under investigation (PUI): people who meet laboratory testing criteria based on symptoms and exposure

Total identified	2,004
Tested positive	192
Tested negative	940
Currently awaiting testing	872

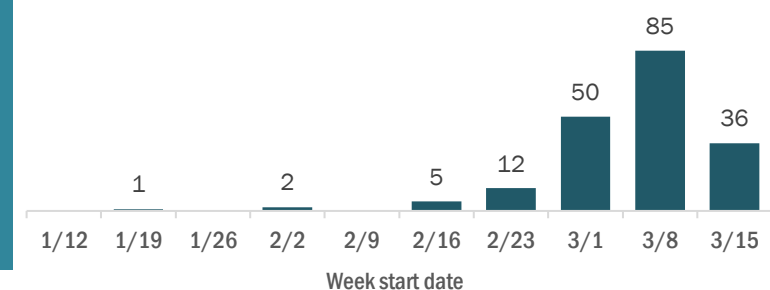
Confirmed cases

Confirmed cases in Florida residents	173
Confirmed by BPHL/CDC	119
Positive by commercial/hospital lab	54
Characteristics of Florida resident cases	
Not exposed/infectious in Florida	6
Deaths	5
Cases in non-Florida residents	19
Confirmed by BPHL/CDC	18
Positive by commercial/hospital lab	1
Total cases	192
Traveled	51
Contact with confirmed case	39
Traveled and contact with confirmed case	53
Neither	49
Travel is unknown*	34
Contact is unknown*	10
Contact is pending*	27

*Travel can be unknown and contact can be unknown or pending for the same case, these numbers will sum to more than the "neither" total.

10-week trend by event date

Event date is the earliest date associated with a case



Coronavirus: characteristics of 192 cases

Mar 17, 2020 at 9:59 AM

Data in this report are provisional and subject to change.

Tables below include cases in non-Florida residents and Florida residents diagnosed and isolated outside Florida.

29 counties have confirmed cases:

County	FL resident	Percent	Not diagnosed/ isolated in FL	Non-FL resident	Total
Broward	43	22%	0	8	51
Dade	32	17%	1	2	35
Palm Beach	9	5%	1	0	10
Volusia	9	5%	0	0	9
Hillsborough	7	4%	0	1	8
Collier	6	3%	0	1	7
Lee	5	3%	0	2	7
Osceola	6	3%	0	1	7
Alachua	4	2%	0	2	6
Duval	6	3%	0	0	6
Manatee	6	3%	0	0	6
Orange	5	3%	1	0	6
Clay	4	2%	0	0	4
Pinellas	4	2%	0	0	4
Sarasota	3	2%	0	1	4
Seminole	4	2%	0	0	4
Okaloosa	2	1%	1	0	3
St. Johns	2	1%	0	1	3
Citrus	2	1%	0	0	2
Pasco	2	1%	0	0	2
Brevard	1	1%	0	0	1
Charlotte	1	1%	0	0	1
Escambia	1	1%	0	0	1
Gadsden	0		1	0	1
Lake	1	1%	0	0	1
Leon	0		1	0	1
Nassau	1	1%	0	0	1
Santa Rosa	1	1%	0	0	1
Total	167		6	19	192

Gender	Count	Percent
Male	106	55%
Female	85	44%
	1	1%

Age group	Count	Percent
10-19 years	9	5%
20-29 years	25	13%
30-39 years	12	6%
40-49 years	27	14%
50-59 years	27	14%
60-69 years	52	27%
70-79 years	29	15%
80+ years	11	6%

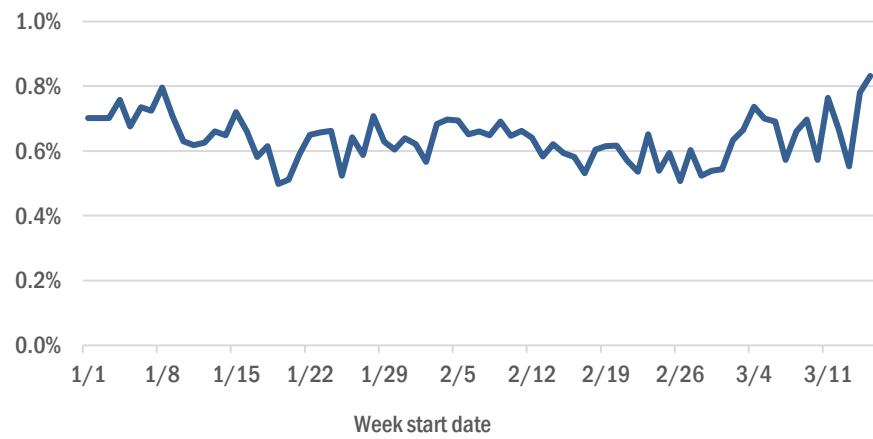
Coronavirus: additional surveillance information

Mar 17, 2020 at 9:59 AM

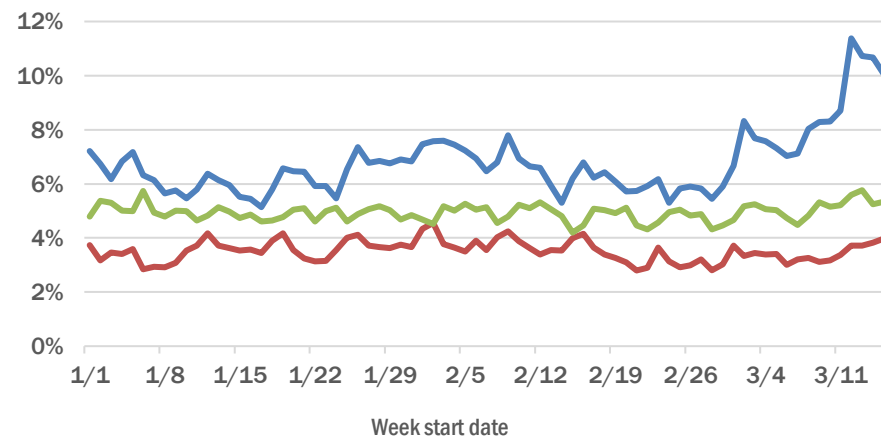
Data in this report are provisional and subject to change.

Statewide emergency department (ED) chief complaint and admission data

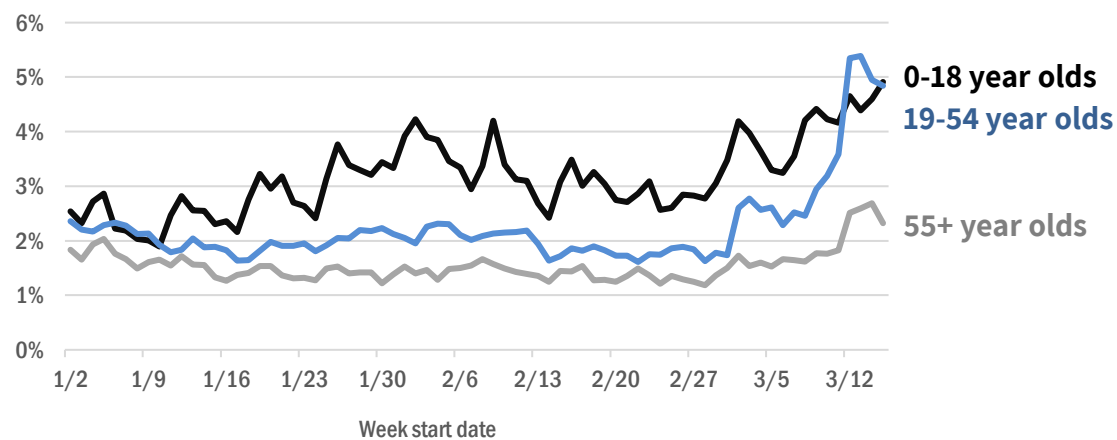
The daily percent of ED visits statewide that result in **cough-associated admissions** remains within expected levels.



The daily percent of ED visits statewide that mention **cough** has been elevated for the past 2 weeks. **Shortness of breath** and **fever** are stable and within expected levels for this time of year.

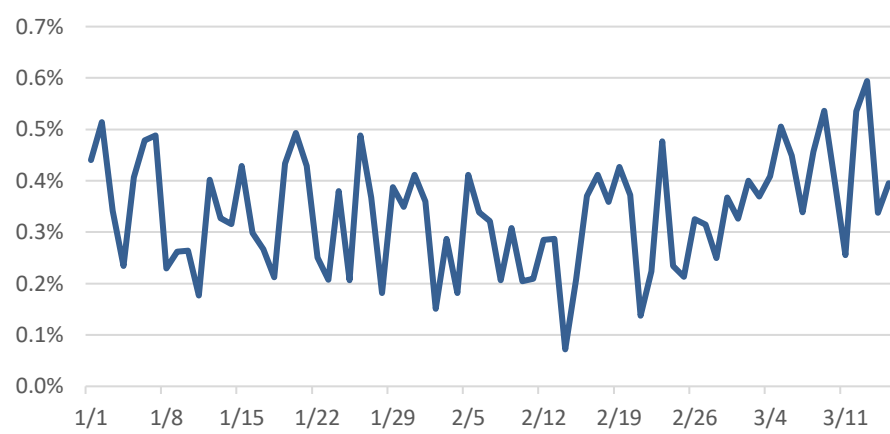


The daily percent of ED visits statewide that mention cough has been elevated for the past 2 weeks for all age groups, particularly **19-54 year olds**.

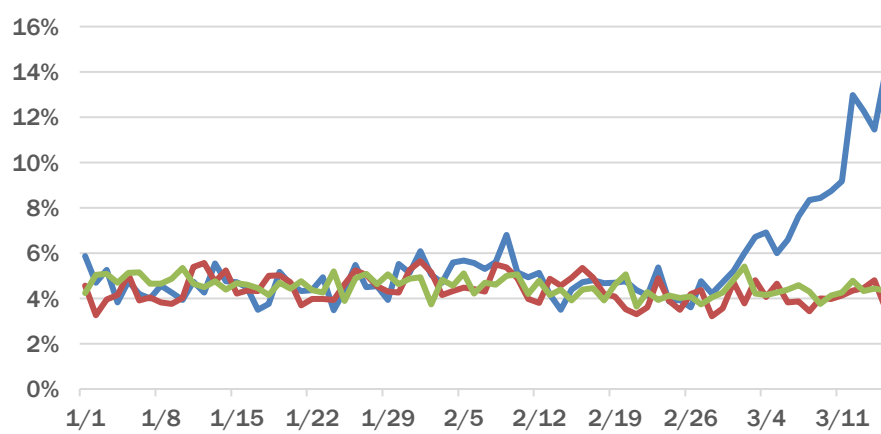


Broward County ED chief complaint and admission data

The daily percent of ED visits that result in **cough-associated admissions** in Broward County remains within expected levels.



The daily percent of ED visits that mention **cough** in Broward County has been elevated for the past 2 weeks. **Shortness of breath** and **fever** are stable and within expected levels for this time of year.



The Electronic Surveillance System for the Early Notification of Community-Based Epidemics (ESSENCE-FL) includes chief complaint data from 215 of 216 Florida EDs. Data are transmitted electronically to ESSENCE-FL daily or hourly.

Coronavirus: PUI testing by county

Mar 17, 2020 at 9:59 AM

Data in this report are provisional and subject to change.

County	No result	Negative	Positive	Percent positive	Total
Broward	231	183	51	11%	465
Dade	168	114	35	11%	317
Palm Beach	15	25	10	20%	50
Volusia	6	21	9	25%	36
Hillsborough	20	32	8	13%	60
Collier	43	32	7	9%	82
Lee	16	28	7	14%	51
Osceola	27	14	7	15%	48
Alachua	36	38	6	8%	80
Duval	28	23	6	11%	57
Manatee	6	18	6	20%	30
Orange	6	17	6	21%	29
Clay	3	7	4	29%	14
Pinellas	77	34	4	3%	115
Sarasota	28	120	4	3%	152
Seminole	20	8	4	13%	32
Okaloosa	6	20	3	10%	29
St. Johns	21	40	3	5%	64
Citrus	2	1	2	40%	5
Pasco	10	18	2	7%	30
Brevard	1	6	1	13%	8
Charlotte	5	4	1	10%	10
Escambia	4	11	1	6%	16
Gadsden	0	0	1	100%	1
Lake	1	7	1	11%	9
Leon	2	4	1	14%	7
Nassau	1	6	1	13%	8
Santa Rosa	3	10	1	7%	14
Baker	0	3	0	0%	3
Bay	1	3	0	0%	4
Bradford	1	3	0	0%	4
Columbia	2	5	0	0%	7
Desoto	0	4	0	0%	4
Dixie	0	2	0	0%	2
Flagler	3	6	0	0%	9
Franklin	1	0	0	0%	1
Gulf	0	1	0	0%	1
Hardee	0	1	0	0%	1
Hendry	1	1	0	0%	2
Hernando	4	0	0	0%	4
Indian River	5	7	0	0%	12
Jackson	3	1	0	0%	4
Lafayette	0	1	0	0%	1
Levy	0	2	0	0%	2
Marion	11	13	0	0%	24
Martin	2	0	0	0%	2
Monroe	16	5	0	0%	21
Okeechobee	3	3	0	0%	6
Polk	9	15	0	0%	24
Putnam	2	8	0	0%	10
St. Lucie	3	2	0	0%	5
Sumter	12	9	0	0%	21
Suwannee	1	2	0	0%	3

Coronavirus: PUI testing by county

Mar 17, 2020 at 9:59 AM

Data in this report are provisional and subject to change.

County	No result	Negative	Positive	Percent positive	Total
Union	1	1	0	0%	2
Unknown	2	0	0	0%	2
Walton	2	1	0	0%	3
Washington	1	0	0	0%	1
Total	872	940	192	10%	2,004

Coronavirus: testing by laboratory

Mar 17, 2020 at 9:59 AM

Data in this report are provisional and subject to change.

The numbers in the table below represent the number of people tested. A person can be tested by more than one laboratory and can have both positive and negative results. **Therefore, the sum of the numbers in each column will be larger than the total number of people tested.**

Laboratory	Negative	Positive	Percent positive	Total
DOH-MIAMI	483	75	13%	558
DOH-JACKSONVILLE	312	33	10%	345
DOH-TAMPA (SPECTRUM BLVD)	305	24	7%	329
ADVENT HEALTH LAB	283	19	6%	302
MEMORIAL REGIONAL HOSPITAL SOUTH	238	15	6%	253
LABORATORY CORPORATION OF AMERICA	214	8	4%	222
QUEST DIAGNOSTICS - TAMPA	203	8	4%	211
QUEST DIAGNOSTICS NICHOLS INSTITUTE, INC.	53	0	0%	53
CDC	17	7	29%	24
FLORIDA HOSPITAL WATERMAN LABORATORY	15	0	0%	15
QUEST DIAGNOSTICS NICHOLS INSTITUTE - SJC (ELR)	12	1	8%	13
VIRACOR-EUROFINS LABORATORIES	9	0	0%	9
WESTSIDE REGIONAL MED CTR	3	5	63%	8
CLEVELAND CLINIC HOSPITAL LAB	7	1	13%	8
UNIVERSITY OF MIAMI HOSPITAL	0	5	100%	5
TAMPA GENERAL HOSPITAL	0	5	100%	5
FLORIDA HOSPITAL FISH MEMORIAL	4	0	0%	4
JFK MEDICAL CENTER LAB	1	2	67%	3
TENNESSEE DOH - NASHVILLE	2	1	33%	3
QUEST DIAGNOSTICS	2	0	0%	2
ADVENTHEALTH DAYTONA BEACH	2	0	0%	2
FLORIDA HOSPITAL DELAND	1	1	50%	2
MEMORIAL REGIONAL HOSPITAL CLINICAL LABORATORY	0	2	100%	2
NEW YORK STATE ELR - NEW YORK HOSPITAL LABORATORIES	1	1	50%	2
FLORIDA HOSPITAL ZEPHYRHILLS	2	0	0%	2
FLORIDA HOSPITAL WESLEY CHAPEL	2	0	0%	2
LABCORP BURLINGTON (ELR)	2	0	0%	2
QUEST DIAGNOSTICS - ATLANTA	1	0	0%	1
PLANTATION GENERAL HOSPITAL	1	0	0%	1
LABCORP BURLINGTON (LPP)	0	1	100%	1
UNIVERSITY HOSPITAL AND MEDICAL CENTER	0	1	100%	1
SOUTH LAKE HOSPITAL	0	1	100%	1
CALIFORNIA PUBLIC HEALTH LABORATORY	0	1	100%	1
BUREAU OF CLINICAL LABORATORIES	1	0	0%	1
ORLANDO VAMC	1	0	0%	1
FLORIDA HOSPITAL OF CARROLLWOOD	1	0	0%	1
LAB CORP	0	1	100%	1
FLORIDA HOSPITAL - TAMPA	1	0	0%	1
FLORIDA HOSPITAL FLAGLER	0	1	100%	1
FLORIDA HOSPITAL HEARTLAND MED CTR CLINICAL LAB	1	0	0%	1
FLORIDA HOSPITAL NORTH PINELLAS	1	0	0%	1
LAKEWOOD RANCH MEDICAL CENTER	1	0	0%	1
NEW YORK STATE ELR - DEPARTMENT OF CLINICAL LABS	1	0	0%	1
NEW YORK STATE ELR - NEW YORK CITY DEPARTMENT OF HEALTH & MENTAL	1	0	0%	1
NORTHWEST MEDICAL CENTER	1	0	0%	1
MANATEE MEMORIAL HOSPITAL	1	0	0%	1
ENGLEWOOD COMMUNITY HOSPITAL	0	1	100%	1

Coronavirus: testing by laboratory

Mar 17, 2020 at 9:59 AM

Data in this report are provisional and subject to change.

The numbers in the table below represent the number of people tested. A person can be tested by more than one laboratory and can have both positive and negative results. **Therefore, the sum of the numbers in each column will be larger than the total number of people tested.**

Laboratory	Negative	Positive	Percent positive	Total
MHS LAB	1	0	0%	1

Coronavirus: line list of cases

Mar 17, 2020 at 9:59 AM

Data in this report are provisional and subject to change.

Case	County	Age	Gender	Travel related	Jurisdiction	Travel detail	Contact with a confirmed case	Date case counted
1	Volusia	60	Female	No	FL resident		Yes	03/17/20
2	Dade	45	Male	Unknown	FL resident			03/17/20
3	Duval	84	Male	Unknown	FL resident			03/17/20
4	Alachua	22	Male	Unknown	FL resident			03/17/20
5	Dade	80	Female	Unknown	FL resident			03/17/20
6	Manatee	75	Male	Unknown	FL resident			03/17/20
7	Hillsborough	28	Male	Unknown	FL resident			03/17/20
8	Osceola	20	Female	Yes	FL resident	SPAIN	No	03/17/20
9	Citrus	64	Male	No	FL resident		Yes	03/17/20
10	Dade	44	Male	Yes	FL resident	France	No	03/17/20
11	Broward	53	Male	Unknown	FL resident			03/17/20
12	Clay	66	Female	Unknown	FL resident		Yes	03/17/20
13	Osceola	29	Male	Unknown	FL resident			03/17/20
14	Brevard	76	Female	Yes	FL resident	NY	Yes	03/17/20
15	Okaloosa	78	Female	Yes	FL resident	FL; ITALY	Unknown	03/17/20
16	Alachua	21	Female	Unknown	FL resident			03/17/20
17	Hillsborough	24		Unknown	FL resident			03/17/20
18	Broward	46	Female	Unknown	FL resident			03/17/20
19	Dade	57	Female	Unknown	FL resident			03/17/20
20	Broward	19	Female	Unknown	FL resident			03/17/20
21	Dade	57	Male	Unknown	FL resident			03/17/20
22	Dade	52	Male	Unknown	FL resident			03/17/20
23	Volusia	37	Female	No	FL resident		Yes	03/16/20
24	Sarasota	87	Male	No	FL resident		No	03/16/20
25	Dade	43	Female	Unknown	FL resident		Yes	03/16/20
26	Palm Beach	66	Male	Unknown	FL resident		Unknown	03/16/20
27	Pinellas	58	Male	Yes	FL resident	CO		03/16/20
28	Broward	65	Male	No	FL resident		Yes	03/16/20
29	Manatee	70	Male	Unknown	FL resident		No	03/16/20
30	Alachua	64	Female	Yes	FL resident	FL; NY		03/16/20
31	Lee	66	Male	Yes	FL resident	COLOMBIA; ECUADOR	Unknown	03/16/20
32	Palm Beach	76	Female	Yes	FL resident	FRANCE	Unknown	03/16/20
33	Dade	66	Male	Unknown	FL resident			03/16/20
34	Pinellas	58	Male	Unknown	FL resident		No	03/16/20
35	Dade	67	Female	Unknown	FL resident			03/16/20
36	Collier	49	Female	No	FL resident		No	03/16/20
37	Sarasota	80	Male	No	FL resident		No	03/16/20
38	St. Johns	49	Male	Yes	FL resident	EUROPE	No	03/16/20
39	Broward	60	Male	Yes	FL resident	SPAIN		03/16/20
40	Dade	30	Female	Unknown	FL resident			03/16/20
41	Escambia	53	Male	Yes	FL resident	France	No	03/16/20
42	Broward	51	Female	Yes	FL resident	COLOMBIA	Yes	03/16/20
43	Orange	51	Male	Unknown	FL resident			03/16/20
44	Broward	76	Male	Yes	FL resident	TRINIDAD AND TOBAGO	Unknown	03/16/20
45	Dade	56	Male	Unknown	FL resident			03/16/20
46	Duval	91	Female	No	FL resident		Yes	03/16/20
47	Broward	77	Male	Unknown	FL resident		Unknown	03/16/20

Coronavirus: line list of cases

Mar 17, 2020 at 9:59 AM

Data in this report are provisional and subject to change.

Case	County	Age	Gender	Travel related	Jurisdiction	Travel detail	Contact with a confirmed case	Date case counted
48	Palm Beach	62	Male	Yes	FL resident	UNITED KINGDOM	Yes	03/16/20
49	Broward	54	Female	No	FL resident		No	03/16/20
50	Orange	40	Female	No	FL resident		Unknown	03/16/20
51	Osceola	47	Female	No	FL resident		No	03/16/20
52	Dade	42	Male	Yes	FL resident	NC	No	03/16/20
53	Palm Beach	25	Male	Unknown	FL resident			03/16/20
54	Broward	52	Female	Yes	FL resident	FRANCE	Yes	03/15/20
55	Duval	88	Male	No	FL resident		Yes	03/15/20
56	Broward	19	Female	Yes	FL resident	IRELAND	Yes	03/15/20
57	Dade	62	Male	No	FL resident		Unknown	03/15/20
58	Broward	19	Female	Yes	FL resident	IRELAND	Yes	03/15/20
59	Broward	39	Male	Yes	FL resident	UNITED ARAB EMIRATES	Yes	03/15/20
60	Duval	57	Male	Yes	FL resident	FL; UNKNOWN	Unknown	03/15/20
61	Dade	43	Male	Yes	FL resident	UT	Yes	03/15/20
62	Broward	66	Male	No	FL resident		Yes	03/15/20
63	Dade	66	Female	Unknown	FL resident			03/15/20
64	Broward	63	Female	Unknown	FL resident		Unknown	03/15/20
65	Volusia	48	Female	Yes	FL resident	DC; FL	No	03/15/20
66	Dade	25	Female	Yes	FL resident	SPAIN		03/15/20
67	Duval	66	Male	No	FL resident		Yes	03/15/20
68	Dade	28	Male	No	FL resident		Yes	03/15/20
69	Dade	39	Male	Unknown	FL resident			03/15/20
70	Broward	83	Male	Unknown	FL resident		Yes	03/15/20
71	Broward	30	Male	Yes	FL resident	FL; GA	Yes	03/15/20
72	Orange	79	Female	Unknown	FL resident		No	03/15/20
73	Broward	20	Female	Yes	FL resident	IRELAND	Yes	03/15/20
74	Broward	60	Male	No	FL resident		Yes	03/15/20
75	Broward	20	Female	Yes	FL resident	IRELAND	Yes	03/15/20
76	Broward	19	Female	Yes	FL resident	IRELAND	Yes	03/15/20
77	Collier	28	Male	Yes	FL resident	ITALY	Unknown	03/15/20
78	Dade	58	Female	Yes	FL resident	ITALY; SPAIN		03/15/20
79	Broward	74	Male	No	FL resident		Yes	03/15/20
80	Broward	65	Male	Yes	FL resident	DC	Unknown	03/15/20
81	Collier	76	Male	Yes	FL resident	NY	Yes	03/15/20
82	Citrus	60	Female	Yes	FL resident	FL; SWITZERLAND	No	03/15/20
83	Seminole	68	Female	Yes	FL resident	EGYPT; JORDAN	Yes	03/14/20
84	Broward	63	Male	No	FL resident		Yes	03/14/20
85	Dade	37	Male	Yes	FL resident	EL SALVADOR; FL; MEXICO; SPAIN	Unknown	03/14/20
86	Palm Beach	37	Male	Yes	FL resident	NY	Yes	03/14/20
87	Clay	70	Male	No	FL resident		Yes	03/14/20
88	Manatee	62	Female	No	FL resident		Yes	03/14/20
89	Pasco	67	Male	Yes	FL resident	FL; NY	Yes	03/14/20
90	Osceola	48	Male	Yes	FL resident	SWITZERLAND	No	03/14/20
91	Hillsborough	47	Male	Yes	FL resident	CO	Unknown	03/14/20
92	Broward	83	Female	No	FL resident		Yes	03/14/20
93	Dade	77	Female	Yes	FL resident	EGYPT; IRAN (ISLAMIC REP. OF); UNITED / No		03/14/20
94	Broward	22	Female	Yes	FL resident	IRELAND	Yes	03/14/20

Coronavirus: line list of cases

Mar 17, 2020 at 9:59 AM

Data in this report are provisional and subject to change.

Case	County	Age	Gender	Travel related	Jurisdiction	Travel detail	Contact with a confirmed case	Date case counted
95	Volusia	39	Male	Yes	FL resident	TRINIDAD AND TOBAGO	Yes	03/14/20
96	Seminole	47	Male	Unknown	FL resident			03/14/20
97	Hillsborough	32	Female	Yes	FL resident	CO	Yes	03/14/20
98	Broward	58	Male	No	FL resident		Yes	03/14/20
99	Dade	20	Male	Yes	FL resident	SPAIN	Yes	03/14/20
100	Dade	42	Male	Yes	FL resident	SPAIN	No	03/14/20
101	Hillsborough	17	Male	No	FL resident		No	03/14/20
102	Dade	39	Female	Yes	FL resident	FL; NY	No	03/14/20
103	Broward	20	Female	Yes	FL resident	IRELAND	Yes	03/14/20
104	Dade	18	Male	Unknown	FL resident		Yes	03/14/20
105	Volusia	71	Male	Yes	FL resident	EGYPT; JORDAN	Yes	03/14/20
106	Dade	29	Male	Yes	FL resident	MA	No	03/14/20
107	Clay	55	Female	No	FL resident		Yes	03/14/20
108	St. Johns	64	Female	No	FL resident		No	03/14/20
109	Lee	72	Female	Unknown	FL resident		Yes	03/14/20
110	Dade	42	Female	Unknown	FL resident			03/14/20
111	Dade	73	Male	No	FL resident		Unknown	03/14/20
112	Palm Beach	59	Female	Yes	FL resident	NY	Yes	03/14/20
113	Broward	59	Male	No	FL resident		Yes	03/14/20
114	Seminole	43	Female	Unknown	FL resident			03/14/20
115	Broward	21	Male	Yes	FL resident	ITALY; SPAIN	No	03/14/20
116	Dade	42	Male	Yes	FL resident	FRANCE	Yes	03/14/20
117	Manatee	67	Female	No	FL resident		Unknown	03/14/20
118	Broward	64	Male	Yes	FL resident	FRANCE; GA; NC; SPAIN	Yes	03/14/20
119	Broward	20	Female	Yes	FL resident	IRELAND	Yes	03/14/20
120	Volusia	89	Female	No	FL resident		Yes	03/14/20
121	Palm Beach	65	Male	Yes	FL resident	NY	Yes	03/14/20
122	Clay	57	Male	No	FL resident		Yes	03/13/20
123	Hillsborough	49	Female	Yes	FL resident	FL; IRELAND	Yes	03/13/20
124	Orange	48	Female	No	FL resident		Yes	03/13/20
125	Broward	27	Female	No	FL resident		Yes	03/13/20
126	Dade	45	Female	No	FL resident		Yes	03/13/20
127	Osceola	31	Male	Yes	FL resident	BRAZIL	No	03/13/20
128	Broward	26	Female	Yes	FL resident	TRINIDAD AND TOBAGO	Yes	03/13/20
129	Palm Beach	74	Male	Yes	FL resident	BELGIUM; FL	No	03/13/20
130	Lee	77	Male	No	FL resident		Unknown	03/13/20
131	Alachua	24	Male	Yes	FL resident	PORTUGAL	No	03/13/20
132	Orange	41	Male	No	FL resident		Yes	03/13/20
133	Palm Beach	73	Male	Yes	FL resident	Egypt; Germany	No	03/13/20
134	Lake	75	Female	Yes	FL resident	FL; NY	Yes	03/13/20
135	Broward	68	Female	No	FL resident		Yes	03/13/20
136	Dade	51	Male	No	FL resident		Unknown	03/13/20
137	Sarasota	50	Female	Yes	FL resident	NY	No	03/13/20
138	Volusia	70	Female	Yes	FL resident	EGYPT; JORDAN	Yes	03/13/20
139	Duval	83	Male	No	FL resident		Yes	03/13/20
140	Osceola	54	Male	No	FL resident		No	03/13/20
141	Broward	36	Male	No	FL resident		Yes	03/13/20

Coronavirus: line list of cases

Mar 17, 2020 at 9:59 AM

Data in this report are provisional and subject to change.

Case	County	Age	Gender	Travel related	Jurisdiction	Travel detail	Contact with a confirmed case	Date case counted
142	Broward	70	Male	Unknown	FL resident		Unknown	03/12/20
143	Broward	65	Male	No	FL resident		Yes	03/12/20
144	Dade	56	Male	Yes	FL resident	IRAN (ISLAMIC REP. OF)	Yes	03/12/20
145	Broward	61	Male	Yes	FL resident	ITALY	Unknown	03/12/20
146	Seminole	68	Male	Yes	FL resident	EGYPT; JORDAN	Yes	03/12/20
147	Collier	73	Male	Yes	FL resident	EGYPT	Unknown	03/11/20
148	Pinellas	67	Male	Yes	FL resident	EGYPT	Yes	03/11/20
149	Pinellas	64	Male	Yes	FL resident	EGYPT	Yes	03/11/20
150	Collier	68	Female	Yes	FL resident	EGYPT	Yes	03/11/20
151	Pasco	46	Male	No	FL resident		Yes	03/11/20
152	Collier	64	Female	Yes	FL resident	EGYPT	Unknown	03/11/20
153	Broward	68	Female	No	FL resident		Yes	03/10/20
154	Nassau	68	Male	Yes	FL resident	GERMANY; MA	Yes	03/10/20
155	Manatee	81	Female	Yes	FL resident	EGYPT	Yes	03/09/20
156	Charlotte	54	Female	Yes	FL resident	EGYPT; ISRAEL	Unknown	03/09/20
157	Volusia	60	Female	Yes	FL resident	EGYPT; GERMANY; ISRAEL	Yes	03/09/20
158	Broward	67	Male	No	FL resident		Yes	03/09/20
159	Okaloosa	61	Female	Yes	FL resident	CA; FL; MEXICO	Yes	03/09/20
160	Volusia	66	Female	Yes	FL resident	EGYPT; GERMANY; ISRAEL	Yes	03/08/20
161	Lee	77	Female	Yes	FL resident	DOMINICAN REPUBLIC	Yes	03/07/20
162	Lee	77	Male	Yes	FL resident	DOMINICAN REPUBLIC	Yes	03/07/20
163	Broward	65	Male	Yes	FL resident	CAYMAN ISLANDS	No	03/07/20
164	Broward	75	Male	No	FL resident		Yes	03/07/20
165	Santa Rosa	71	Male	Yes	FL resident	EGYPT; ISRAEL; JORDAN	No	03/05/20
166	Manatee	63	Male	No	FL resident		Yes	03/02/20
167	Hillsborough	29	Female	Yes	FL resident	ITALY	Yes	03/02/20
168	Dade	69	Female	Unknown	Non-FL resident		Yes	03/16/20
169	Lee	65	Female	Unknown	Non-FL resident			03/15/20
170	Broward	20	Female	Yes	Non-FL resident	IRELAND	Yes	03/15/20
171	Dade	42	Male	Yes	Non-FL resident	BRAZIL; FL; TX	No	03/15/20
172	Broward	48	Female	Yes	Non-FL resident	FRANCE; IL; NY; TX	Unknown	03/15/20
173	Broward	19	Female	Yes	Non-FL resident	IRELAND	Yes	03/15/20
174	Broward	19	Male	Yes	Non-FL resident	Ireland	Yes	03/14/20
175	Broward	48	Male	Yes	Non-FL resident	GA		03/14/20
176	Broward	19	Female	Yes	Non-FL resident	IRELAND	Yes	03/14/20
177	Broward	41	Male	Yes	Non-FL resident	SPAIN	Unknown	03/14/20
178	Alachua	69	Male	Yes	Non-FL resident	SWEDEN	No	03/14/20
179	Collier	79	Female	Yes	Non-FL resident	CT	No	03/14/20
180	Osceola	65	Male	Yes	Non-FL resident	CANADA	No	03/13/20
181	Sarasota	70	Male	No	Non-FL resident		No	03/13/20
182	Broward	20	Female	Yes	Non-FL resident	Ireland	Yes	03/13/20
183	St. Johns	63	Male	Yes	Non-FL resident	NY	No	03/12/20
184	Lee	57	Male	Yes	Non-FL resident	FL; FRANCE; UNITED KINGDOM	Unknown	03/12/20
185	Alachua	68	Female	Yes	Non-FL resident	GA	No	03/10/20
186	Hillsborough	22	Female	Yes	Non-FL resident	ITALY	Yes	03/03/20
187	Orange	68	Female	Yes	Not diagnosed/isolated in FL	PHILIPPINES; SOUTH KOREA		03/13/20
188	Palm Beach	71	Female	Yes	Not diagnosed/isolated in FL	JAPAN	Yes	03/04/20

Coronavirus: line list of cases

Mar 17, 2020 at 9:59 AM

Data in this report are provisional and subject to change.

Case	County	Age	Gender	Travel related	Jurisdiction	Travel detail	Contact with a confirmed case	Date case counted
189	Leon	59	Female	Yes	Not diagnosed/isolated in FL	JAPAN	Unknown	03/04/20
190	Dade	64	Male	Yes	Not diagnosed/isolated in FL	JAPAN	Yes	03/04/20
191	Okaloosa	66	Female	Yes	Not diagnosed/isolated in FL	JAPAN	Yes	03/04/20
192	Gadsden	54	Male	Yes	Not diagnosed/isolated in FL	JAPAN	Unknown	03/03/20