

Coronavirus: summary of persons being monitored, persons under investigation, and cases

Mar 16, 2020 at 6:14 PM

Data in this report are provisional and subject to change.

Monitored persons: people the Florida Department of Health was notified of for possible monitoring because they are a contact of a case, traveled from China, or were identified by the Centers for Disease Control and Prevention (CDC) as a part of an airline/ship contact investigation

Total reports	1,759
Total persons of high, medium, or unknown risk	1,290
High/medium/unknown risk still being monitored	535

Persons under investigation (PUI): people who meet laboratory testing criteria based on symptoms and exposure

Total identified	1,824
Tested positive	160
Tested negative	816
Currently awaiting testing	848

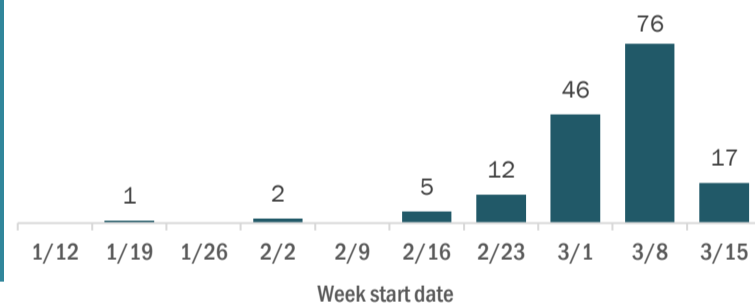
Confirmed cases

Confirmed cases in Florida residents	142
Confirmed by BPHL/CDC	99
Positive by commercial/hospital lab	43
Characteristics of Florida resident cases	
Not exposed/infectious in Florida	6
Deaths	5
Cases in non-Florida residents	18
Confirmed by BPHL/CDC	16
Positive by commercial/hospital lab	2
Total cases	160
Traveled	45
Contact with confirmed case	32
Traveled and contact with confirmed case	51
Neither	32
Travel is unknown*	18
Contact is unknown*	7
Contact is pending*	14

*Travel can be unknown and contact can be unknown or pending for the same case, these numbers will sum to more than the "neither" total.

10-week trend by event date

Event date is the earliest date associated with a case



Coronavirus: characteristics of 160 cases

Mar 16, 2020 at 6:14 PM

Data in this report are provisional and subject to change.

Tables below include cases in non-Florida residents and Florida residents diagnosed and isolated outside Florida.

28 counties have confirmed cases:

County	FL resident	Percent	Not diagnosed/ isolated in FL	Non-FL resident	Total
Broward	39	24%	0	8	47
Dade	23	14%	1	1	25
Palm Beach	8	5%	1	0	9
Collier	6	4%	0	1	7
Volusia	7	4%	0	0	7
Hillsborough	5	3%	0	1	6
Lee	4	3%	0	2	6
Duval	5	3%	0	0	5
Manatee	5	3%	0	0	5
Osceola	4	3%	0	1	5
Alachua	2	1%	0	2	4
Orange	3	2%	1	0	4
Pinellas	4	3%	0	0	4
Sarasota	3	2%	0	1	4
Seminole	4	3%	0	0	4
Clay	3	2%	0	0	3
St. Johns	2	1%	0	1	3
Okaloosa	1	1%	1	0	2
Pasco	2	1%	0	0	2
Charlotte	1	1%	0	0	1
Citrus	1	1%	0	0	1
Escambia	1	1%	0	0	1
Gadsden	0		1	0	1
Lake	1	1%	0	0	1
Leon	0		1	0	1
Nassau	1	1%	0	0	1
Santa Rosa	1	1%	0	0	1
Total	136		6	18	160

Gender	Count	Percent
Male	90	56%
Female	70	44%

Age group	Count	Percent
10-19 years	8	5%
20-29 years	18	11%
30-39 years	11	7%
40-49 years	21	13%
50-59 years	22	14%
60-69 years	46	29%
70-79 years	25	16%
80+ years	9	6%

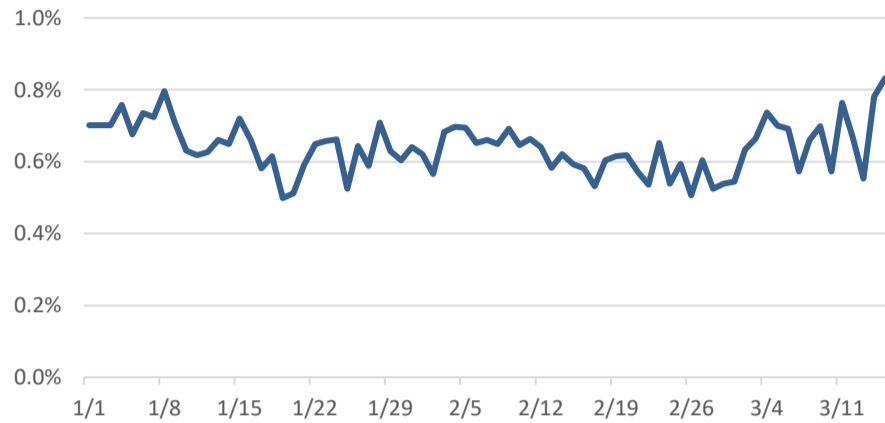
Coronavirus: additional surveillance information

Mar 16, 2020 at 6:14 PM

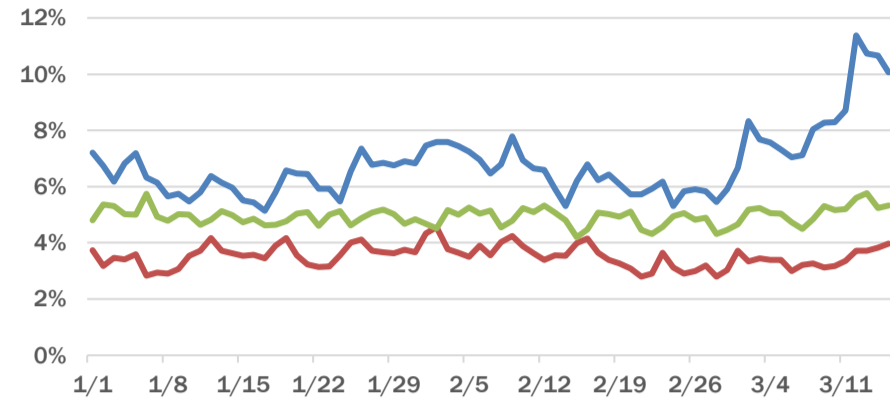
Data in this report are provisional and subject to change.

Statewide emergency department (ED) chief complaint and admission data

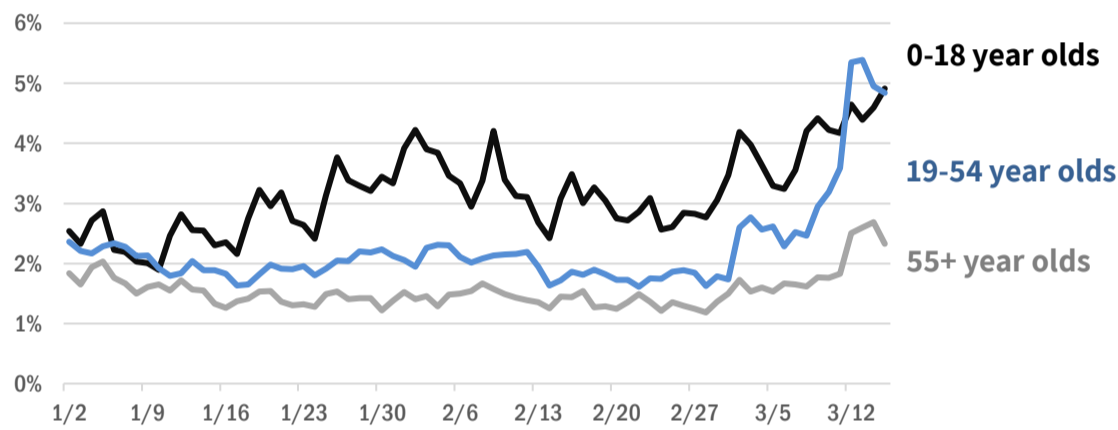
The daily percent of ED visits statewide that result in **cough-associated admissions** remains within expected levels.



The daily percent of ED visits statewide that mention **cough** has been elevated for the past 2 weeks. **Shortness of breath** and **fever** are stable and within expected levels for this time of year.

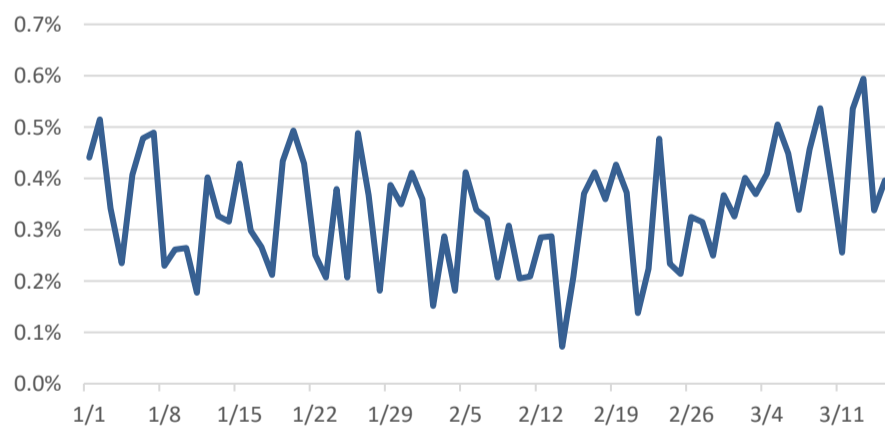


The daily percent of ED visits statewide that mention cough has been elevated for the past 2 weeks for all age groups, particularly **19-54**

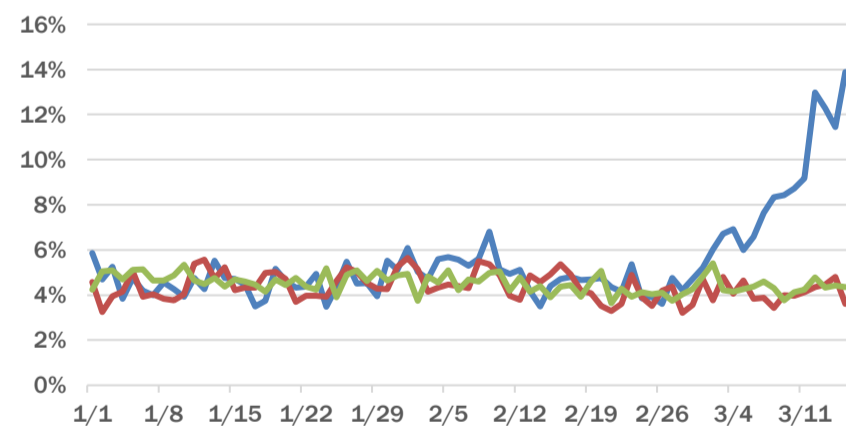


Broward County ED chief complaint and admission data

The daily percent of ED visits that result in **cough-associated admissions** in Broward County remains within expected levels.



The daily percent of ED visits that mention **cough** in Broward County has been elevated for the past 2 weeks. **Shortness of breath** and **fever** are stable and within expected levels for this time of year.



The Electronic Surveillance System for the Early Notification of Community-Based Epidemics (ESSENCE-FL) includes chief complaint data from 215 of 216 Florida EDs. Data are transmitted electronically to ESSENCE-FL daily or hourly.

Coronavirus: PUI testing by county

Mar 16, 2020 at 6:14 PM

Data in this report are provisional and subject to change.

County	No result	Negative	Positive	Percent positive	Total
Broward	226	153	47	11%	426
Dade	174	90	25	9%	289
Palm Beach	15	25	9	18%	49
Collier	37	32	7	9%	76
Volusia	11	15	7	21%	33
Hillsborough	19	32	6	11%	57
Lee	16	27	6	12%	49
Duval	26	19	5	10%	50
Manatee	5	17	5	19%	27
Osceola	18	9	5	16%	32
Alachua	38	34	4	5%	76
Orange	6	15	4	16%	25
Pinellas	65	33	4	4%	102
Sarasota	26	117	4	3%	147
Seminole	16	8	4	14%	28
Clay	3	7	3	23%	13
St. Johns	28	24	3	5%	55
Okaloosa	9	18	2	7%	29
Pasco	7	15	2	8%	24
Charlotte	5	4	1	10%	10
Citrus	3	1	1	20%	5
Escambia	3	11	1	7%	15
Gadsden	0	0	1	100%	1
Lake	1	7	1	11%	9
Leon	0	4	1	20%	5
Nassau	3	4	1	13%	8
Santa Rosa	4	8	1	8%	13
Baker	2	1	0	0%	3
Bay	1	3	0	0%	4
Bradford	1	2	0	0%	3
Brevard	2	5	0	0%	7
Columbia	2	5	0	0%	7
Desoto	0	4	0	0%	4
Dixie	0	2	0	0%	2
Flagler	6	3	0	0%	9
Franklin	1	0	0	0%	1
Gulf	0	1	0	0%	1
Hardee	0	1	0	0%	1
Hendry	1	0	0	0%	1
Hernando	3	0	0	0%	3
Indian River	6	6	0	0%	12
Jackson	2	1	0	0%	3
Lafayette	0	1	0	0%	1
Levy	0	1	0	0%	1
Marion	12	8	0	0%	20
Martin	2	0	0	0%	2
Monroe	11	5	0	0%	16
Okeechobee	3	3	0	0%	6
Polk	8	15	0	0%	23
Putnam	1	8	0	0%	9
St. Lucie	3	2	0	0%	5
Sumter	9	7	0	0%	16
Suwannee	1	2	0	0%	3

Coronavirus: PUI testing by county

Mar 16, 2020 at 6:14 PM

Data in this report are provisional and subject to change.

County	No result	Negative	Positive	Percent positive	Total
Union	1	1	0	0%	2
Unknown	2	0	0	0%	2
Walton	3	0	0	0%	3
Washington	1	0	0	0%	1
Total	848	816	160	9%	1,824

Coronavirus: testing by laboratory

Mar 16, 2020 at 6:14 PM

Data in this report are provisional and subject to change.

The numbers in the table below represent the number of people tested. A person can be tested by more than one laboratory and can have both positive and negative results. **Therefore, the sum of the numbers in each column will be larger than the total number of people tested.**

Laboratory	Negative	Positive	Percent positive	Total
DOH-MIAMI	392	66	14%	458
DOH-JACKSONVILLE	272	29	10%	301
DOH-TAMPA (SPECTRUM BLVD)	276	16	5%	292
ADVENT HEALTH LAB	232	16	6%	248
MEMORIAL REGIONAL HOSPITAL SOUTH	176	9	5%	185
QUEST DIAGNOSTICS - TAMPA	156	7	4%	163
LABORATORY CORPORATION OF AMERICA	110	2	2%	112
CDC	17	7	29%	24
FLORIDA HOSPITAL WATERMAN LABORATORY	15	0	0%	15
QUEST DIAGNOSTICS NICHOLS INSTITUTE - SJC (ELR)	11	1	8%	12
VIRACOR-EUROFINS LABORATORIES	9	0	0%	9
CLEVELAND CLINIC HOSPITAL LAB	7	1	13%	8
TAMPA GENERAL HOSPITAL	0	5	100%	5
UNIVERSITY OF MIAMI HOSPITAL	0	5	100%	5
QUEST DIAGNOSTICS NICHOLS INSTITUTE, INC.	4	0	0%	4
WESTSIDE REGIONAL MED CTR	0	3	100%	3
JFK MEDICAL CENTER LAB	1	2	67%	3
FLORIDA HOSPITAL FISH MEMORIAL	3	0	0%	3
TENNESSEE DOH - NASHVILLE	2	0	0%	2
FLORIDA HOSPITAL WESLEY CHAPEL	2	0	0%	2
NEW YORK STATE ELR - NEW YORK HOSPITAL LABORATORIES	1	1	50%	2
QUEST DIAGNOSTICS	2	0	0%	2
FLORIDA HOSPITAL DELAND	1	1	50%	2
MEMORIAL REGIONAL HOSPITAL CLINICAL LABORATORY	0	2	100%	2
FLORIDA HOSPITAL ZEPHYRHILLS	2	0	0%	2
LABCORP BURLINGTON (ELR)	2	0	0%	2
ADVENTHEALTH DAYTONA BEACH	2	0	0%	2
LAB CORP	0	1	100%	1
UNIVERSITY HOSPITAL AND MEDICAL CENTER	0	1	100%	1
ENGLEWOOD COMMUNITY HOSPITAL	0	1	100%	1
CALIFORNIA PUBLIC HEALTH LABORATORY	0	1	100%	1
SOUTH LAKE HOSPITAL	0	1	100%	1
BUREAU OF CLINICAL LABORATORIES	1	0	0%	1
FLORIDA HOSPITAL HEARTLAND MED CTR CLINICAL LAB	1	0	0%	1
FLORIDA HOSPITAL FLAGLER	0	1	100%	1
FLORIDA HOSPITAL OF CARROLLWOOD	1	0	0%	1
FLORIDA HOSPITAL NORTH PINELLAS	1	0	0%	1
MHS LAB	1	0	0%	1
ORLANDO VAMC	1	0	0%	1
PLANTATION GENERAL HOSPITAL	1	0	0%	1
NEW YORK STATE ELR - DEPARTMENT OF CLINICAL LABS	1	0	0%	1
NEW YORK STATE ELR - NEW YORK CITY DEPARTMENT OF HEALTH & MENTAL	1	0	0%	1

Coronavirus: line list of cases

Mar 16, 2020 at 6:14 PM

Data in this report are provisional and subject to change.

Case	County	Age	Gender	Travel related	Jurisdiction	Travel detail	Contact with a confirmed case	Date case counted
1	Escambia	53	Male	Yes	FL resident	France	No	03/16/20
2	Alachua	64	Female	Yes	FL resident	FL; NY		03/16/20
3	Broward	51	Female	Yes	FL resident	COLOMBIA	Yes	03/16/20
4	St. Johns	49	Male	Yes	FL resident	EUROPE	No	03/16/20
5	Broward	60	Male	Yes	FL resident	SPAIN		03/16/20
6	Broward	54	Female	No	FL resident		No	03/16/20
7	Palm Beach	62	Male	Yes	FL resident	UNITED KINGDOM	Yes	03/16/20
8	Sarasota	80	Male	No	FL resident		No	03/16/20
9	Palm Beach	66	Male	Unknown	FL resident			03/16/20
10	Collier	49	Female	No	FL resident		No	03/16/20
11	Osceola	47	Female	Unknown	FL resident			03/16/20
12	Manatee	70	Male	Unknown	FL resident			03/16/20
13	Duval	91	Female	No	FL resident		Yes	03/16/20
14	Sarasota	87	Male	No	FL resident		No	03/16/20
15	Dade	56	Male	Unknown	FL resident			03/16/20
16	Pinellas	58	Male	Yes	FL resident	CO		03/16/20
17	Pinellas	58	Male	Unknown	FL resident		No	03/16/20
18	Dade	66	Male	Unknown	FL resident			03/16/20
19	Broward	76	Male	Yes	FL resident	TRINIDAD AND TOBAGO	Unknown	03/16/20
20	Dade	30	Female	Unknown	FL resident			03/16/20
21	Broward	65	Male	No	FL resident		Yes	03/16/20
22	Palm Beach	76	Female	Yes	FL resident	FRANCE	Unknown	03/16/20
23	Broward	20	Female	Yes	FL resident	IRELAND	Yes	03/15/20
24	Broward	30	Male	Yes	FL resident	FL; GA	Yes	03/15/20
25	Dade	43	Male	Yes	FL resident	UT	No	03/15/20
26	Dade	39	Male	Unknown	FL resident			03/15/20
27	Collier	28	Male	Yes	FL resident	ITALY	Unknown	03/15/20
28	Broward	19	Female	Yes	FL resident	IRELAND	Yes	03/15/20
29	Duval	88	Male	No	FL resident		Yes	03/15/20
30	Broward	63	Female	Unknown	FL resident		Unknown	03/15/20
31	Orange	79	Female	Unknown	FL resident		No	03/15/20
32	Broward	19	Female	Yes	FL resident	IRELAND	Yes	03/15/20
33	Broward	20	Female	Yes	FL resident	IRELAND	Yes	03/15/20
34	Duval	57	Male	Yes	FL resident	FL; UNKNOWN	Unknown	03/15/20
35	Dade	66	Female	Unknown	FL resident			03/15/20
36	Dade	62	Male	No	FL resident		Unknown	03/15/20
37	Broward	39	Male	Yes	FL resident	UNITED ARAB EMIRATES	Yes	03/15/20
38	Collier	76	Male	Yes	FL resident	NY	Yes	03/15/20
39	Dade	58	Female	Yes	FL resident	ITALY; SPAIN		03/15/20
40	Broward	66	Male	No	FL resident		Yes	03/15/20
41	Broward	52	Female	Yes	FL resident	FRANCE	Yes	03/15/20
42	Broward	65	Male	Yes	FL resident	DC	Unknown	03/15/20
43	Citrus	60	Female	Yes	FL resident	FL; SWITZERLAND	No	03/15/20
44	Broward	83	Male	Unknown	FL resident		Yes	03/15/20
45	Dade	25	Female	Yes	FL resident	SPAIN		03/15/20
46	Broward	60	Male	No	FL resident		Yes	03/15/20
47	Broward	74	Male	No	FL resident		Yes	03/15/20
48	Duval	66	Male	No	FL resident		Yes	03/15/20

Coronavirus: line list of cases

Mar 16, 2020 at 6:14 PM

Data in this report are provisional and subject to change.

Case	County	Age	Gender	Travel related	Jurisdiction	Travel detail	Contact with a confirmed case	Date case counted
49	Volusia	48	Female	Unknown	FL resident			03/15/20
50	Dade	28	Male	No	FL resident		Yes	03/15/20
51	Broward	19	Female	Yes	FL resident	IRELAND	Yes	03/15/20
52	Seminole	43	Female	Unknown	FL resident			03/14/20
53	Broward	21	Male	Yes	FL resident	ITALY; SPAIN	No	03/14/20
54	Dade	20	Male	Yes	FL resident	SPAIN	Yes	03/14/20
55	Broward	64	Male	Yes	FL resident	FRANCE; GA; NC; SPAIN	Yes	03/14/20
56	Osceola	48	Male	Yes	FL resident	SWITZERLAND	No	03/14/20
57	Dade	42	Male	Yes	FL resident	FRANCE	Yes	03/14/20
58	Seminole	68	Female	Yes	FL resident	EGYPT; JORDAN	Yes	03/14/20
59	Dade	77	Female	Yes	FL resident	EGYPT; IRAN (ISLAMIC REP. OF); UNITED	No	03/14/20
60	Dade	39	Female	Yes	FL resident	FL; NY	No	03/14/20
61	Manatee	62	Female	No	FL resident		Yes	03/14/20
62	Dade	42	Female	Unknown	FL resident			03/14/20
63	Broward	20	Female	Yes	FL resident	IRELAND	Yes	03/14/20
64	Lee	72	Female	Unknown	FL resident		Yes	03/14/20
65	Dade	42	Male	Yes	FL resident	SPAIN	No	03/14/20
66	Volusia	39	Male	Yes	FL resident	TRINIDAD AND TOBAGO	Yes	03/14/20
67	Broward	83	Female	No	FL resident		Yes	03/14/20
68	Hillsborough	47	Male	Yes	FL resident	CO	Unknown	03/14/20
69	Dade	18	Male	Unknown	FL resident		Yes	03/14/20
70	Hillsborough	17	Male	No	FL resident		No	03/14/20
71	Pasco	67	Male	Yes	FL resident	FL; NY	Yes	03/14/20
72	Clay	55	Female	No	FL resident		Yes	03/14/20
73	Palm Beach	65	Male	Yes	FL resident	NY	Yes	03/14/20
74	Broward	59	Male	No	FL resident		Yes	03/14/20
75	Volusia	71	Male	Yes	FL resident	EGYPT; JORDAN	Yes	03/14/20
76	Broward	20	Female	Yes	FL resident	IRELAND	Yes	03/14/20
77	Palm Beach	37	Male	Yes	FL resident	NY	Yes	03/14/20
78	Dade	37	Male	Yes	FL resident	EL SALVADOR; FL; MEXICO; SPAIN	Unknown	03/14/20
79	Hillsborough	32	Female	Yes	FL resident	CO	Yes	03/14/20
80	Seminole	47	Male	Unknown	FL resident			03/14/20
81	Volusia	89	Female	No	FL resident		Yes	03/14/20
82	Clay	70	Male	No	FL resident		No	03/14/20
83	Dade	73	Male	No	FL resident		Unknown	03/14/20
84	Broward	63	Male	No	FL resident		Yes	03/14/20
85	Broward	58	Male	No	FL resident		Yes	03/14/20
86	Palm Beach	59	Female	Yes	FL resident	NY	Yes	03/14/20
87	Broward	22	Female	Yes	FL resident	IRELAND	Yes	03/14/20
88	Dade	29	Male	Unknown	FL resident			03/14/20
89	Manatee	67	Female	No	FL resident		Unknown	03/14/20
90	St. Johns	64	Female	No	FL resident		No	03/14/20
91	Broward	36	Male	No	FL resident		Yes	03/13/20
92	Palm Beach	73	Male	Yes	FL resident	Egypt; Germany	No	03/13/20
93	Dade	51	Male	No	FL resident		Unknown	03/13/20
94	Dade	45	Female	No	FL resident		Yes	03/13/20
95	Sarasota	50	Female	Yes	FL resident	NY	No	03/13/20
96	Volusia	70	Female	Yes	FL resident	EGYPT; JORDAN	Yes	03/13/20

Coronavirus: line list of cases

Mar 16, 2020 at 6:14 PM

Data in this report are provisional and subject to change.

Case	County	Age	Gender	Travel related	Jurisdiction	Travel detail	Contact with a confirmed case	Date case counted
97	Palm Beach	74	Male	Yes	FL resident	BELGIUM; FL	No	03/13/20
98	Orange	41	Male	No	FL resident		Yes	03/13/20
99	Duval	83	Male	No	FL resident		Yes	03/13/20
100	Osceola	31	Male	Yes	FL resident	BRAZIL	No	03/13/20
101	Alachua	24	Male	Yes	FL resident	PORTUGAL	No	03/13/20
102	Osceola	54	Male	No	FL resident		No	03/13/20
103	Hillsborough	49	Female	Yes	FL resident	FL; IRELAND	Yes	03/13/20
104	Orange	48	Female	No	FL resident		Yes	03/13/20
105	Broward	27	Female	No	FL resident		Yes	03/13/20
106	Clay	57	Male	No	FL resident		Yes	03/13/20
107	Broward	26	Female	Yes	FL resident	TRINIDAD AND TOBAGO	Yes	03/13/20
108	Lee	77	Male	No	FL resident		Unknown	03/13/20
109	Lake	75	Female	Yes	FL resident	FL; NY	Yes	03/13/20
110	Broward	68	Female	No	FL resident		Yes	03/13/20
111	Seminole	68	Male	Yes	FL resident	EGYPT; JORDAN	Yes	03/12/20
112	Broward	70	Male	Unknown	FL resident		Unknown	03/12/20
113	Broward	65	Male	No	FL resident		Yes	03/12/20
114	Broward	61	Male	Yes	FL resident	ITALY	Unknown	03/12/20
115	Dade	56	Male	Yes	FL resident	IRAN (ISLAMIC REP. OF)	Yes	03/12/20
116	Pinellas	67	Male	Yes	FL resident	EGYPT	Yes	03/11/20
117	Collier	73	Male	Yes	FL resident	EGYPT	Unknown	03/11/20
118	Collier	64	Female	Yes	FL resident	EGYPT	Unknown	03/11/20
119	Collier	68	Female	Yes	FL resident	EGYPT	Yes	03/11/20
120	Pinellas	64	Male	Yes	FL resident	EGYPT	Yes	03/11/20
121	Pasco	46	Male	No	FL resident		Yes	03/11/20
122	Broward	68	Female	No	FL resident		Yes	03/10/20
123	Nassau	68	Male	Yes	FL resident	GERMANY; MA	Yes	03/10/20
124	Okaloosa	61	Female	Yes	FL resident	CA; FL; MEXICO	Yes	03/09/20
125	Broward	67	Male	No	FL resident		Yes	03/09/20
126	Charlotte	54	Female	Yes	FL resident	EGYPT; ISRAEL	Unknown	03/09/20
127	Manatee	81	Female	Yes	FL resident	EGYPT	Yes	03/09/20
128	Volusia	60	Female	Yes	FL resident	EGYPT; GERMANY; ISRAEL	Yes	03/09/20
129	Volusia	66	Female	Yes	FL resident	EGYPT; GERMANY; ISRAEL	Yes	03/08/20
130	Broward	75	Male	No	FL resident		Yes	03/07/20
131	Lee	77	Female	Yes	FL resident	DOMINICAN REPUBLIC	Yes	03/07/20
132	Broward	65	Male	Yes	FL resident	CAYMAN ISLANDS	No	03/07/20
133	Lee	77	Male	Yes	FL resident	DOMINICAN REPUBLIC	Yes	03/07/20
134	Santa Rosa	71	Male	Yes	FL resident	EGYPT; ISRAEL; JORDAN	No	03/05/20
135	Manatee	63	Male	No	FL resident		Yes	03/02/20
136	Hillsborough	29	Female	Yes	FL resident	ITALY	Yes	03/02/20
137	Broward	20	Female	Yes	Non-FL resident	IRELAND	Yes	03/15/20
138	Broward	48	Female	Yes	Non-FL resident	FRANCE; IL; NY; TX	Unknown	03/15/20
139	Dade	42	Male	Yes	Non-FL resident	BRAZIL; FL; TX	No	03/15/20
140	Broward	19	Female	Yes	Non-FL resident	IRELAND	Yes	03/15/20
141	Lee	65	Female	Unknown	Non-FL resident			03/15/20
142	Alachua	69	Male	Yes	Non-FL resident	SWEDEN	No	03/14/20
143	Broward	19	Female	Yes	Non-FL resident	IRELAND	Yes	03/14/20
144	Broward	19	Male	Yes	Non-FL resident	Ireland	Yes	03/14/20

Coronavirus: line list of cases

Mar 16, 2020 at 6:14 PM

Data in this report are provisional and subject to change.

Case	County	Age	Gender	Travel related	Jurisdiction	Travel detail	Contact with a confirmed case	Date case counted
145	Collier	79	Female	Yes	Non-FL resident	CT	No	03/14/20
146	Broward	48	Male	Yes	Non-FL resident	GA		03/14/20
147	Broward	41	Male	Yes	Non-FL resident	SPAIN	Unknown	03/14/20
148	Sarasota	70	Male	No	Non-FL resident		No	03/13/20
149	Broward	20	Female	Yes	Non-FL resident	Ireland	Yes	03/13/20
150	Osceola	65	Male	Yes	Non-FL resident	CANADA	No	03/13/20
151	Lee	57	Male	Yes	Non-FL resident	FL; FRANCE; UNITED KINGDOM	Unknown	03/12/20
152	St. Johns	63	Male	Yes	Non-FL resident	NY	No	03/12/20
153	Alachua	68	Female	Yes	Non-FL resident	GA	No	03/10/20
154	Hillsborough	22	Female	Yes	Non-FL resident	ITALY	Yes	03/03/20
155	Orange	68	Female	Yes	Not diagnosed/isolated in FL	PHILIPPINES; SOUTH KOREA		03/13/20
156	Palm Beach	71	Female	Yes	Not diagnosed/isolated in FL	JAPAN	Yes	03/04/20
157	Dade	64	Male	Yes	Not diagnosed/isolated in FL	JAPAN	Yes	03/04/20
158	Okaloosa	66	Female	Yes	Not diagnosed/isolated in FL	JAPAN	Yes	03/04/20
159	Leon	59	Female	Yes	Not diagnosed/isolated in FL	JAPAN	Unknown	03/04/20
160	Gadsden	54	Male	Yes	Not diagnosed/isolated in FL	JAPAN	Unknown	03/03/20