



Repetitive Loss County Summary For the state of FLORIDA

Data as of 04/30/2009

County Name	Cnty Nbr	Community Name	Comm Number	Building Payments	Contents Payments	Total Payments	Average Payment	Losses	Properties
ALACHUA COUNTY	001	Alachua County*	120001	192,996.77	48,387.91	241,384.68	40,230.78	6	3
		Alachua, City Of	120664	67,308.82	.00	67,308.82	33,654.41	2	1
		Gainesville, City Of	125107	4,357.04	.00	4,357.04	2,178.52	2	1
BAKER COUNTY	003	Baker County *	120419	211,772.10	45,851.83	257,623.93	23,420.36	11	5
		Maccleenny, City Of	120590	86,614.17	25,650.76	112,264.93	28,066.23	4	2
BAY COUNTY	005	Bay County*	120004	16,904,172.99	3,392,288.79	20,296,461.78	51,909.11	391	168
		Callaway, City Of	120005	1,142,980.67	334,323.81	1,477,304.48	36,031.82	41	18
		Lynn Haven, City Of	120009	3,949,561.61	1,292,695.12	5,242,256.73	39,415.46	133	59
		Mexico Beach, City Of	120010	1,130,093.72	202,894.92	1,332,988.64	27,770.60	48	18
		Panama City Beach, City Of	120013	20,065,051.47	3,376,820.07	23,441,871.54	91,928.91	255	112
		Panama City, City Of	120012	2,058,525.66	288,950.34	2,347,476.00	28,282.84	83	36
		Parker, City Of	120011	157,670.04	.00	157,670.04	26,278.34	6	2
		Springfield, City Of	120014	75,221.62	11,860.50	87,082.12	8,708.21	10	4
BRADFORD COUNTY	007	Bradford County *	120015	105,810.11	2,075.00	107,885.11	11,987.23	9	4
BREVARD COUNTY	009	Brevard County *	125092	3,733,980.92	633,975.03	4,367,955.95	25,845.89	169	78
		Cape Canaveral Port Authority	120619	16,562.43	585.91	17,148.34	8,574.17	2	1
		Cape Canaveral, City Of	125094	57,806.15	69.96	57,876.11	8,268.02	7	3
		Cocoa Beach, City Of	125097	93,494.07	41,984.52	135,478.59	19,354.08	7	3
		Cocoa, City Of	120020	337,220.74	80,397.84	417,618.58	46,402.06	9	4
		Grant-Valkaria, Town Of	120224	192,425.13	66,300.43	258,725.56	25,872.56	10	5
		Indialantic, Town Of	125115	209,471.39	.00	209,471.39	29,924.48	7	3
		Indian Harbor Beach, City Of	125116	81,495.85	26,799.60	108,295.45	54,147.73	2	1
		Malabar, Town Of	120024	211,566.27	27,933.57	239,499.84	29,937.48	8	4
		Melbourne Beach, Town Of	125128	68,143.43	17,788.65	85,932.08	10,741.51	8	4
		Melbourne, City Of	120025	1,198,812.22	413,198.30	1,612,010.52	27,793.28	58	21
		Palm Bay, City Of	120404	539,576.90	131,455.26	671,032.16	31,953.91	21	9
		Rockledge, City Of	120027	166,967.04	9,552.38	176,519.42	44,129.86	4	2
		Satellite Beach, City Of	120028	261,621.66	100,000.00	361,621.66	72,324.33	5	2
		West Melbourne, City Of	120335	45,863.45	17,311.89	63,175.34	9,025.05	7	3
BROWARD COUNTY	011	Broward County*	125093	65,211.97	37,603.49	102,815.46	7,343.96	14	6
		Coconut Creek, City Of	120031	2,920.00	.00	2,920.00	1,460.00	2	1
		Cooper City, City Of	120032	17,909.19	2,339.00	20,248.19	2,531.02	8	4
		Coral Springs, City Of	120033	179,083.30	80,826.07	259,909.37	12,995.47	20	10
		Dania Beach, City Of	120034	688,057.10	217,780.20	905,837.30	13,935.96	65	27
		Davie, Town Of	120035	416,096.80	379,295.90	795,392.70	16,232.50	49	20
		Deerfield Beach, City Of	125101	72,937.00	18,281.10	91,218.10	10,135.34	9	4
		Fort Lauderdale, City Of	125105	1,895,874.86	1,606,151.56	3,502,026.42	16,288.49	215	75
		Hallandale Beach, City Of	125110	4,388,096.78	2,492,653.89	6,880,750.67	27,970.53	246	83
		Hillsboro Beach, Town Of	120040	9,665.33	.00	9,665.33	4,832.67	2	1
		Hollywood, City Of	125113	1,776,653.17	950,685.50	2,727,338.67	10,695.45	255	107
		Lauderdale By The Sea, Town Of	125123	16,974.25	4,943.78	21,918.03	7,306.01	3	1
		Lauderdale Lakes, City Of	120043	153,626.22	35,351.30	188,977.52	5,726.59	33	15
		Lauderhill, City Of	120044	393,685.91	134,067.35	527,753.26	9,099.19	58	27
		Lazy Lake, Village Of	120045	6,284.90	.00	6,284.90	3,142.45	2	1
Lighthouse Point, City Of	125125	12,734.07	22,263.99	34,998.06	8,749.52	4	2		
Margate, City Of	120047	60,550.71	18,997.53	79,548.24	3,615.83	22	10		
Miramar, City Of	120048	508,669.55	171,502.63	680,172.18	8,833.40	77	37		

NOTE: THE DATA CONTAINED ON THIS REPORT CONTAINS REPETITIVE LOSS PROPERTIES AS WELL AS MITIGATED PROPERTIES (PROPERTIES THAT ARE NO LONGER REPETITIVE).



Repetitive Loss County Summary

For the state of FLORIDA

Data as of 04/30/2009

County Name	Cnty Nbr	Community Name	Comm Number	Building Payments	Contents Payments	Total Payments	Average Payment	Losses	Properties
BROWARD COUNTY	011	North Lauderdale, City Of	120049	86,036.78	12,618.25	98,655.03	5,803.24	17	8
		Oakland Park, City Of	120050	1,077,265.81	560,975.84	1,638,241.65	15,752.32	104	42
		Parkland, City Of	120051	8,859.34	1,574.63	10,433.97	5,216.99	2	1
		Pembroke Park, Town Of	120052	239,425.40	340,051.04	579,476.44	17,043.42	34	10
		Pembroke Pines, City Of	120053	169,470.42	26,186.42	195,656.84	8,152.37	24	11
		Plantation, City Of	120054	85,701.43	16,358.86	102,060.29	4,252.51	24	12
		Pompano Beach, City Of	120055	401,615.18	77,585.35	479,200.53	16,524.16	29	12
		Southwest Ranches, Town Of	120691	12,191.35	8,707.63	20,898.98	10,449.49	2	1
		Sunrise, City Of	120328	120,179.13	48,739.44	168,918.57	9,384.36	18	8
		Tamarac, City Of	120058	99,159.10	44,590.64	143,749.74	6,845.23	21	10
		West Park, City Of	120222	487,604.04	250,206.74	737,810.78	11,900.17	62	18
		Weston, City Of	120678	97,828.08	11,690.04	109,518.12	13,689.77	8	3
		Wilton Manors, City Of	125156	118,562.75	26,154.69	144,717.44	8,512.79	17	7
CALHOUN COUNTY	013	Blountstown, City Of	120060	169,748.36	36,719.79	206,468.15	25,808.52	8	4
		Calhoun County*	120403	365,990.80	55,627.28	421,618.08	21,080.90	20	7
CHARLOTTE COUNTY	015	Charlotte County *	120061	3,784,516.81	934,901.84	4,719,418.65	11,482.77	411	123
		Punta Gorda, City Of	120062	645,506.68	208,845.69	854,352.37	12,944.73	66	22
CITRUS COUNTY	017	Citrus County *	120063	9,313,597.20	3,507,558.07	12,821,155.27	23,525.06	545	230
		Crystal River, City Of	120340	6,511,188.21	2,358,579.38	8,869,767.59	24,985.26	355	145
CLAY COUNTY	019	Clay County *	120064	2,633,010.38	790,078.47	3,423,088.85	17,288.33	198	61
		Green Cove Springs, City Of	120065	5,652.50	.00	5,652.50	2,826.25	2	1
COLLIER COUNTY	021	Orange Park, City Of	120066	52,387.08	5,243.74	57,630.82	8,232.97	7	3
		Collier County *	120067	1,798,773.04	416,960.29	2,215,733.33	23,080.56	96	39
		Everglades City, City Of	125104	317,138.88	63,594.75	380,733.63	34,612.15	11	5
		Marco Island, City Of	120426	78,302.98	17,434.60	95,737.58	23,934.40	4	1
COLUMBIA COUNTY	023	Collier County *	125130	601,886.09	138,992.18	740,878.27	18,521.96	40	15
		Columbia County*	120070	549,557.68	84,126.30	633,683.98	10,220.71	62	23
DESOTO COUNTY	027	Arcadia, City Of	120073	331,123.52	118,129.86	449,253.38	21,393.02	21	6
		Desoto County*	120072	764,455.78	273,892.49	1,038,348.27	18,216.64	57	22
DIXIE COUNTY	029	Cross City, Town Of	120074	33,265.57	5,398.44	38,664.01	19,332.01	2	1
		Dixie County *	120336	2,143,547.59	761,815.57	2,905,363.16	17,293.83	168	71
		Horseshoe Beach, Town Of	120326	220,886.78	42,409.50	263,296.28	17,553.09	15	7
DUVAL COUNTY	031	Atlantic Beach, City Of	120075	54,246.30	3,206.08	57,452.38	3,191.80	18	8
		Jacksonville Beach, City Of	120078	767,586.89	323,390.28	1,090,977.17	17,046.52	64	20
		Jacksonville, City Of	120077	13,227,168.91	5,727,491.46	18,954,660.37	26,399.25	718	248
		Neptune Beach, City Of	120079	17,638.41	12,580.76	30,219.17	6,043.83	5	2
ESCAMBIA COUNTY	033	Escambia County*	120080	81,595,836.89	14,440,864.72	96,036,701.61	85,594.21	1,122	449
		Pensacola Beach-Santa Rosa Isl	125138	135,486,341.60	28,289,643.27	163,775,984.87	58,491.42	2,800	939
		Pensacola, City Of	120082	12,985,206.23	2,290,975.94	15,276,182.17	121,239.54	126	45
FLAGLER COUNTY	035	Beverly Beach, Town Of	120569	6,288.28	.00	6,288.28	3,144.14	2	1
		Bunnell, City Of	120086	148,585.69	32,296.07	180,881.76	36,176.35	5	2
		Flagler Beach, City Of	120087	328,590.00	73,657.70	402,247.70	20,112.39	20	10
		Flagler County*	120085	64,742.63	4,576.07	69,318.70	7,702.08	9	4
FRANKLIN COUNTY	037	Apalachicola, City Of	120089	102,514.35	85,657.61	188,171.96	31,361.99	6	2
		Carrabelle, City Of	120090	132,092.33	44,310.64	176,402.97	29,400.50	6	3
		Franklin County *	120088	7,781,663.45	1,394,895.78	9,176,559.23	22,884.19	401	149
GADSDEN COUNTY	039	Gadsden County *	120091	34,344.18	8,492.18	42,836.36	10,709.09	4	2

NOTE: THE DATA CONTAINED ON THIS REPORT CONTAINS REPETITIVE LOSS PROPERTIES AS WELL AS MITIGATED PROPERTIES (PROPERTIES THAT ARE NO LONGER REPETITIVE).



Repetitive Loss County Summary


For the state of FLORIDA

Data as of 04/30/2009

County Name	Cnty Nbr	Community Name	Comm Number	Building Payments	Contents Payments	Total Payments	Average Payment	Losses	Properties
-------------	----------	----------------	-------------	-------------------	-------------------	----------------	-----------------	--------	------------

GILCHRIST COUNTY	041	Gilchrist County *	120094	632,246.33	82,195.88	714,442.21	10,206.32	70	28
GLADES COUNTY	043	Moore Haven, City Of	120097	10,732.28	.00	10,732.28	5,366.14	2	1
GULF COUNTY	045	Gulf County *	120098	2,058,904.33	347,968.74	2,406,873.07	20,057.28	120	49
		Port St Joe, City Of	120099	738,435.40	354,173.68	1,092,609.08	35,245.45	31	14
		Wewahitchka, City Of	120100	88,995.18	6,445.86	95,441.04	11,930.13	8	3
HAMILTON COUNTY	047	Hamilton County *	120101	195,008.64	32,237.31	227,245.95	7,101.44	32	13
		White Springs, Town Of	120102	40,266.01	4,435.07	44,701.08	11,175.27	4	2
HARDEE COUNTY	049	Hardee County *	120103	151,697.08	87,779.11	239,476.19	17,105.44	14	5
		Zolfo Springs, Town Of	120106	13,244.47	3,758.97	17,003.44	8,501.72	2	1
HENDRY COUNTY	051	La Belle, City Of	120109	13,274.73	694.48	13,969.21	4,656.40	3	1
HERNANDO COUNTY	053	Brooksville, City Of	120333	23,593.52	5,926.63	29,520.15	14,760.08	2	1
		Hernando County *	120110	4,869,155.74	1,495,417.69	6,364,573.43	20,269.34	314	137
HIGHLANDS COUNTY	055	Highlands County *	120111	108,353.90	40,706.31	149,060.21	11,466.17	13	6
HILLSBOROUGH COUNTY	057	Hillsborough County *	120112	8,120,266.87	2,987,484.91	11,107,751.78	17,631.35	630	216
		Plant City, City Of	120113	10,018.06	741.80	10,759.86	5,379.93	2	1
		Tampa, City Of	120114	8,994,080.42	3,619,829.09	12,613,909.51	20,953.34	602	210
		Temple Terrace, City Of	120115	27,611.30	6,909.01	34,520.31	11,506.77	3	1
HOLMES COUNTY	059	Holmes County *	120420	708,517.01	156,161.39	864,678.40	16,954.48	51	22
INDIAN RIVER COUNTY	061	Indian River County *	120119	7,544,626.13	1,527,931.57	9,072,557.70	39,445.90	230	105
		Indian River Shores, Town Of	120121	52,350.55	119,129.24	171,479.79	28,579.97	6	3
		Sebastian, City Of	120123	35,668.08	7,322.94	42,991.02	21,495.51	2	1
		Vero Beach, City Of	120124	9,710,143.90	2,688,743.68	12,398,887.58	65,257.30	190	92
JACKSON COUNTY	063	Graceville, City Of	120127	66,076.13	3,586.19	69,662.32	17,415.58	4	2
		Jackson County *	120125	2,633.29	5,436.87	8,070.16	4,035.08	2	1
LAFAYETTE COUNTY	067	Lafayette County *	120131	657,809.59	150,923.08	808,732.67	12,636.45	64	25
LAKE COUNTY	069	Mayo, Town Of	120132	386,523.39	123,098.57	509,621.96	46,329.27	11	5
		Eustis, City Of	120134	5,795.35	13,589.91	19,385.26	9,692.63	2	1
LEE COUNTY	071	Lake County *	120421	206,542.12	34,080.25	240,622.37	24,062.24	10	4
		Mascotte, City Of	120591	5,016.60	.00	5,016.60	2,508.30	2	1
LEON COUNTY	073	Bonita Springs, City Of	120680	2,240,396.76	365,228.87	2,605,625.63	18,611.61	140	59
		Cape Coral, City Of	125095	24,900.07	8,413.32	33,313.39	5,552.23	6	3
		Fort Myers Beach, Town Of	120673	14,745,131.03	4,201,035.97	18,946,167.00	22,744.50	833	329
		Fort Myers, City Of	125106	237,754.39	39,708.42	277,462.81	13,873.14	20	8
		Lee County *	125124	4,893,006.05	1,656,857.99	6,549,864.04	14,332.31	457	194
LEON COUNTY	073	Sanibel, City Of	120402	2,777,762.12	828,691.23	3,606,453.35	24,367.93	148	66
		Leon County *	120143	620,712.16	155,712.44	776,424.60	17,253.88	45	19
LEVY COUNTY	075	Tallahassee, City Of	120144	2,254,613.97	813,181.27	3,067,795.24	18,706.07	164	58
		Cedar Key, City Of	120373	1,136,150.48	537,250.42	1,673,400.90	22,613.53	74	28
MADISON COUNTY	079	Inglis, Town Of	120586	121,976.95	83,681.16	205,658.11	34,276.35	6	2
		Levy County *	120145	298,275.52	25,073.08	323,348.60	11,149.95	29	13
		Yankeetown, Town Of	120147	1,396,675.38	458,484.45	1,855,159.83	23,189.50	80	35
		Madison County *	120149	287,600.05	38,540.67	326,140.72	13,589.20	24	7
MANATEE COUNTY	081	Madison, City Of	120152	9,903.27	177.50	10,080.77	5,040.39	2	1
		Anna Maria, City Of	125087	736,579.41	155,984.60	892,564.01	7,198.10	124	37
		Bradenton Beach, City Of	125091	1,038,198.54	190,355.93	1,228,554.47	13,069.73	94	31
		Bradenton, City Of	120155	2,807,917.49	925,193.94	3,733,111.43	17,609.02	212	61
		Holmes Beach, City Of	125114	1,131,226.28	210,371.39	1,341,597.67	7,666.27	175	61

NOTE: THE DATA CONTAINED ON THIS REPORT CONTAINS REPETITIVE LOSS PROPERTIES AS WELL AS MITIGATED PROPERTIES (PROPERTIES THAT ARE NO LONGER REPETITIVE).




Repetitive Loss County Summary For the state of FLORIDA

Data as of 04/30/2009

County Name	Cnty Nbr	Community Name	Comm Number	Building Payments	Contents Payments	Total Payments	Average Payment	Losses	Properties
MANATEE COUNTY	081	Longboat Key, Town Of	125126	2,791,290.46	823,784.04	3,615,074.50	11,775.49	307	96
		Manatee County *	120153	3,162,887.40	2,111,324.74	5,274,212.14	17,292.50	305	108
		Palmetto, City Of	120159	164,909.83	59,874.34	224,784.17	8,028.01	28	8
MARION COUNTY	083	Marion County *	120160	164,388.27	21,713.22	186,101.49	23,262.69	8	4

		Ocala, City Of	120330	20,453.57	70.00	20,523.57	10,261.79	2	1
		Reddick, Town Of	120683	4,303.76	495.50	4,799.26	2,399.63	2	1
MARTIN COUNTY	085	Jupiter Island, Town Of	120162	397,100.01	53,099.21	450,199.22	28,137.45	16	5
		Martin County *	120161	11,121,894.17	2,756,035.98	13,877,930.15	36,425.01	381	162
		Sewalls Point, Town Of	120164	1,267,090.93	516,798.88	1,783,889.81	41,485.81	43	21
		Stuart, City Of	120165	289,406.67	101,277.00	390,683.67	21,704.65	18	8
MIAMI-DADE	025	Cutler Bay, Town Of	120218	977,759.29	481,756.26	1,459,515.55	26,062.78	56	27
MIAMI-DADE COUNTY	025	Aventura, City Of	120676	1,478,282.69	170,651.61	1,648,934.30	45,803.73	36	15
		Bal Harbour, Town Of	120636	30,546.86	1,813.90	32,360.76	10,786.92	3	1
		Bay Harbor Islands, Town Of	120637	36,943.71	.00	36,943.71	18,471.86	2	1
		Biscayne Park, Village Of	120638	59,021.81	37,566.89	96,588.70	8,780.79	11	3
		Coral Gables, City Of	120639	2,219,179.48	437,755.11	2,656,934.59	42,853.78	62	25
		Doral, City Of	120041	4,535,547.03	3,638,357.73	8,173,904.76	56,763.23	144	58
		El Portal, Village Of	120640	139,991.52	6,248.85	146,240.37	14,624.04	10	5
		Florida City, City Of	120641	975,589.30	409,471.36	1,385,060.66	14,278.98	97	43
		Hialeah Gardens, City Of	120644	3,216,125.70	1,381,850.78	4,597,976.48	42,183.27	109	39
		Hialeah, City Of	120643	4,776,721.14	2,444,736.88	7,221,458.02	15,664.77	461	204
		Homestead, City Of	120645	2,691,009.72	464,917.81	3,155,927.53	40,460.61	78	36
		Key Biscayne, Village Of	120648	3,812,318.21	1,969,399.95	5,781,718.16	42,202.32	137	51
		Medley, Town Of	120649	825,223.22	911,023.95	1,736,247.17	62,008.83	28	13
		Metropolitan Dade County*	125098	194,385.17	94,410.98	288,796.15	15,199.80	19	8
		Miami Beach, City Of	120651	2,850,200.09	813,018.06	3,663,218.15	19,382.11	189	74
		Miami Gardens, City Of	120345	380,580.27	154,304.32	534,884.59	13,045.97	41	20
		Miami Lakes, Town Of	120686	140,881.70	58,654.53	199,536.23	6,880.56	29	14
		Miami Shores Village, Village	120652	149,492.90	19,901.42	169,394.32	8,469.72	20	9
		Miami Springs, City Of	120653	1,206,895.58	540,327.92	1,747,223.50	12,049.82	145	68
		Miami, City Of	120650	11,461,475.21	3,488,654.02	14,950,129.23	29,429.39	508	212
		Miami-Dade County*	120635	60,936,427.50	29,396,145.64	90,332,573.14	17,983.79	5,023	2,246
		North Bay Village, City Of	120654	379,365.54	206,255.61	585,621.15	34,448.30	17	7
		North Miami Beach, City Of	120656	262,606.08	63,181.71	325,787.79	12,530.30	26	11
		North Miami, City Of	120655	2,309,179.23	664,368.33	2,973,547.56	23,599.58	126	44
		Opa-Locka, City Of	120657	879,804.50	185,350.41	1,065,154.91	30,433.00	35	17
		Palmetto Bay, Village Of	120687	376,515.97	253,691.31	630,207.28	26,258.64	24	10
		Pincrest, Village Of	120425	629,061.68	351,705.92	980,767.60	37,721.83	26	11
		South Miami, City Of	120658	230,495.91	70,265.42	300,761.33	21,482.95	14	7
		Sunny Isles Beach, City Of	120688	600,667.30	15,594.42	616,261.72	51,355.14	12	4
		Surfside, Town Of	120659	29,644.29	20,263.24	49,907.53	7,129.65	7	3
		Sweetwater, City Of	120660	3,300,696.35	1,638,193.07	4,938,889.42	27,591.56	179	83
		Virginia Gardens, Village Of	120661	255,129.31	68,789.57	323,918.88	21,594.59	15	7
		West Miami, City Of	120662	725,036.11	555,154.21	1,280,190.32	27,830.22	46	18
MONROE	087	Islamorada, Village Of	120424	774,643.46	338,809.85	1,113,453.31	26,510.79	42	14
MONROE COUNTY	087	Key Colony Beach, City Of	125121	1,638,893.05	188,786.60	1,827,679.65	46,863.58	39	15
		Key West, City Of	120168	19,506,058.18	4,966,065.74	24,472,123.92	45,151.52	542	215

NOTE: THE DATA CONTAINED ON THIS REPORT CONTAINS REPETITIVE LOSS PROPERTIES AS WELL AS MITIGATED PROPERTIES (PROPERTIES THAT ARE NO LONGER REPETITIVE).



Repetitive Loss County Summary


For the state of FLORIDA

Data as of 04/30/2009

County Name	Cnty Nbr	Community Name	Comm Number	Building Payments	Contents Payments	Total Payments	Average Payment	Losses	Properties
MONROE COUNTY	087	Marathon, City Of	120681	3,344,641.10	293,955.09	3,638,596.19	54,307.41	67	31
		Monroe County*	125129	22,882,436.03	6,203,877.40	29,086,313.43	21,465.91	1,355	636
NASSAU COUNTY	089	Fernandina Beach, City Of	120172	250,044.74	47,309.27	297,354.01	14,159.71	21	8
		Nassau County*	120170	289,729.49	241,609.13	531,338.62	27,965.19	19	7
OKALOOSA COUNTY	091	Destin, City Of	125158	43,373,986.34	3,410,592.65	46,784,578.99	99,330.32	471	198
		Fort Walton Beach, City Of	120174	5,496,352.71	966,414.65	6,462,767.36	50,098.97	129	56
		Mary Esther, City Of	120337	1,604,426.40	621,388.43	2,225,814.83	96,774.56	23	11
		Niceville, City Of	120338	927,945.80	217,005.83	1,144,951.63	25,443.37	45	19
		Okaloosa County *	120173	61,425,941.22	10,174,954.98	71,600,896.20	95,087.51	753	328

		Okaloosa Island Beaches	125135	297,797.39	87,265.16	385,062.55	128,354.18	3	1
		Shalimar, Town Of	120579	1,520,214.96	529,526.46	2,049,741.42	28,468.63	72	36
		Valparaiso, City Of	120176	518,457.70	81,931.64	600,389.34	27,290.42	22	11
OKEECHOBEE COUNTY	093	Okeechobee County *	120177	348,220.20	35,734.41	383,954.61	14,767.48	26	12
ORANGE COUNTY	095	Ocoee, City Of	120185	42,531.63	.00	42,531.63	8,506.33	5	2
		Orange County *	120179	693,165.94	133,521.16	826,687.10	27,556.24	30	10
		Orlando, City Of	120186	1,586.45	76,184.84	77,771.29	9,721.41	8	2
		Winter Garden, City Of	120187	11,590.40	.00	11,590.40	5,795.20	2	1
		Winter Park, City Of	120188	17,360.37	.00	17,360.37	4,340.09	4	2
OSCEOLA COUNTY	097	Kissimmee, City Of	120190	22,394.93	.00	22,394.93	11,197.47	2	1
		Kissimmee County *	120189	75,601.75	6,463.60	82,065.35	7,460.49	11	4
		St. Cloud, City Of	120191	13,585.09	1,621.52	15,206.61	3,801.65	4	2
PALM BEACH COUNTY	099	Atlantis, City Of	120193	45,045.72	2,882.00	47,927.72	23,963.86	2	1
		Boca Raton, City Of	120195	6,563.95	21,544.16	28,108.11	4,015.44	7	3
		Boynton Beach, City Of	120196	189,982.33	67,784.84	257,767.17	8,592.24	30	12
		Cloud Lake, Town Of	120198	3,115.96	860.00	3,975.96	1,987.98	2	1
		Delray Beach, City Of	125102	345,226.12	87,198.56	432,424.68	11,687.15	37	15
		Gulf Stream, Town Of	125109	14,525.63	18,388.43	32,914.06	6,582.81	5	2
		Haverhill, Town Of	120205	10,833.51	18,046.38	28,879.89	7,219.97	4	1
		Highland Beach, Town Of	125111	23,073.64	16,213.27	39,286.91	19,643.46	2	1
		Juno Beach, Town Of	120208	124,403.95	53,743.95	178,147.90	17,814.79	10	4
		Jupiter, Town Of	125119	301,011.85	73,149.08	374,160.93	15,590.04	24	7
		Lake Park, Town Of	120212	66,061.06	203,591.78	269,652.84	38,521.83	7	3
		Lake Worth, City Of	120213	64,460.17	33,323.12	97,783.29	4,444.69	22	9
		Lantana, Town Of	120214	275,784.46	302,297.76	578,082.22	28,904.11	20	6
		Manalapan, Town Of	120215	21,542.53	12,120.84	33,663.37	3,740.37	9	3
		Mangonia Park, Town Of	120216	27,089.41	458,941.98	486,031.39	44,184.67	11	2
		North Palm Beach, Village Of	120217	49,879.08	5,253.30	55,132.38	13,783.10	4	2
		Ocean Ridge, Town Of	125134	526,892.65	221,375.69	748,268.34	22,007.89	34	15
		Pahokee, City Of	120219	12,818.20	5,505.45	18,323.65	9,161.83	2	1
		Palm Beach County *	120192	2,013,440.85	715,877.03	2,729,317.88	16,642.18	164	70
		Palm Beach Gardens, City Of	120221	74,016.30	29,465.07	103,481.37	9,407.40	11	5
		Palm Beach Shores, Town Of	125137	87,375.29	10,566.34	97,941.63	24,485.41	4	2
		Palm Beach, Town Of	120220	5,146,887.13	1,524,301.90	6,671,189.03	29,782.09	224	77
		Palm Springs, Village Of	120223	12,960.48	5,491.15	18,451.63	9,225.82	2	1
		Riviera Beach, City Of	125142	784,392.46	111,961.06	896,353.52	40,743.34	22	10
		South Palm Beach, Town Of	120227	1,052,986.83	168,653.14	1,221,639.97	244,327.99	5	1
		Tequesta, Village Of	120228	23,777.93	2,863.97	26,641.90	5,328.38	5	2

NOTE: THE DATA CONTAINED ON THIS REPORT CONTAINS REPETITIVE LOSS PROPERTIES AS WELL AS MITIGATED PROPERTIES (PROPERTIES THAT ARE NO LONGER REPETITIVE).



Repetitive Loss County Summary For the state of FLORIDA

Data as of 04/30/2009

County Name	Cnty Nbr	Community Name	Comm Number	Building Payments	Contents Payments	Total Payments	Average Payment	Losses	Properties
PALM BEACH COUNTY	099	West Palm Beach, City Of	120229	892,655.80	128,741.65	1,021,397.45	14,802.86	69	27
PASCO COUNTY	101	Dade City, City Of	120231	96,524.06	3,367.24	99,891.30	19,978.26	5	2
		New Port Richey, City Of	120232	1,598,727.23	626,334.92	2,225,062.15	22,250.62	100	38
		Pasco County *	120230	15,809,538.51	6,586,722.85	22,396,261.36	18,979.88	1,180	492
		Port Richey, City Of	120234	4,967,668.61	2,133,347.47	7,101,016.08	22,052.84	322	127
		Zephyrhills, City Of	120235	55,871.96	25,913.39	81,785.35	40,892.68	2	1
PINELLAS COUNTY	103	Belleair Beach, City Of	125089	7,244,067.93	1,738,055.68	8,982,123.61	40,460.02	222	80
		Belleair Shore, Town Of	125090	278,392.61	15,223.85	293,616.46	32,624.05	9	4
		Belleair, Town Of	125088	287,922.44	91,597.99	379,520.43	21,084.47	18	7
		Clearwater, City Of	125096	3,211,321.83	1,060,443.43	4,271,765.26	17,948.59	238	88
		Dunedin, City Of	125103	3,585,625.66	1,379,845.43	4,965,471.09	20,603.61	241	98
		Gulfport, City Of	125108	343,758.68	68,736.18	412,494.86	8,088.13	51	13
		Indian Rocks Beach, City Of	125117	800,260.27	256,968.23	1,057,228.50	10,264.35	103	40
		Indian Shores, Town Of	125118	676,757.46	174,815.30	851,572.76	19,353.93	44	18

		Largo, City Of	125122	231,605.70	110,569.10	342,174.80	10,063.96	34	14
		Madeira Beach, City Of	125127	5,924,416.48	3,073,640.61	8,998,057.09	13,510.60	666	172
		North Redington Beach, Town Of	125133	429,780.08	42,760.30	472,540.38	23,627.02	20	6
		Oldsmar, City Of	120250	221,918.31	93,365.56	315,283.87	22,520.28	14	5
		Pinellas County *	125139	3,088,215.65	2,149,353.91	5,237,569.56	15,450.06	339	119
		Pinellas Park, City Of	120251	220,928.74	130,740.33	351,669.07	6,512.39	54	22
		Redington Beach, Town Of	125140	2,397,510.80	1,336,887.37	3,734,398.17	12,658.98	295	91
		Redington Shores, Town Of	125141	300,393.88	170,769.88	471,163.76	8,266.03	57	22
		Safety Harbor, City Of	125143	275,347.19	315,134.74	590,481.93	98,413.66	6	3
		South Pasadena, City Of	125151	33,756.38	30,824.39	64,580.77	6,458.08	10	4
		St. Pete Beach, City Of	125149	3,106,342.88	1,188,628.06	4,294,970.94	17,895.71	240	76
		St. Petersburg, City Of	125148	11,616,235.56	6,941,100.20	18,557,335.76	16,221.45	1,144	396
		Tarpon Springs, City Of	120259	2,156,438.62	1,073,207.95	3,229,646.57	19,110.33	169	69
		Treasure Island, City Of	125153	3,045,250.65	1,555,063.51	4,600,314.16	10,979.27	419	141
POLK COUNTY	105	Haines City, City Of	120266	4,822.52	154.50	4,977.02	2,488.51	2	1
		Highland Park, Village Of	120386	9,107.51	1,592.97	10,700.48	5,350.24	2	1
		Lakeland, City Of	120267	69,600.73	25,945.77	95,546.50	19,109.30	5	2
		Mulberry, City Of	120268	12,005.28	.00	12,005.28	6,002.64	2	1
		Polk County*	120261	1,479,579.03	369,657.70	1,849,236.73	25,332.01	73	29
		Winter Haven, City Of	120271	42,999.54	.00	42,999.54	21,499.77	2	1
PUTNAM COUNTY	107	Putnam County *	120272	650,447.55	108,400.32	758,847.87	14,879.37	51	22
SANTA ROSA COUNTY	113	Gulf Breeze, City Of	120275	3,914,910.26	872,345.78	4,787,256.04	38,298.05	125	58
		Milton, City Of	120276	619,776.81	171,943.11	791,719.92	24,741.25	32	10
		Santa Rosa County *	120274	124,225,233.04	28,559,072.58	152,784,305.62	67,424.67	2,266	928
SARASOTA COUNTY	115	Sarasota County *	125144	9,828,049.73	3,252,234.65	13,080,284.38	16,834.34	777	252
		Sarasota, City Of	125150	3,149,491.21	1,290,230.40	4,439,721.61	21,242.69	209	67
		Venice, City Of	125154	399,274.62	132,355.13	531,629.75	11,075.62	48	19
SEMINOLE COUNTY	117	Altamonte Springs, City Of	120290	222,383.21	.00	222,383.21	22,238.32	10	5
		Oviedo, City Of	120293	37,164.22	.00	37,164.22	18,582.11	2	1
		Sanford, City Of	120294	146,392.28	24,584.92	170,977.20	12,212.66	14	6
		Seminole County*	120289	965,116.97	72,182.02	1,037,298.99	25,932.47	40	18
		Winter Springs, City Of	120295	10,241.19	12,028.66	22,269.85	5,567.46	4	1
ST. JOHNS COUNTY	109	St. Augustine Beach, City Of	125146	854,691.55	204,145.67	1,058,837.22	48,128.96	22	7

NOTE: THE DATA CONTAINED ON THIS REPORT CONTAINS REPETITIVE LOSS PROPERTIES AS WELL AS MITIGATED PROPERTIES (PROPERTIES THAT ARE NO LONGER REPETITIVE).



Repetitive Loss County Summary For the state of FLORIDA

Data as of 04/30/2009

County Name	Cnty Nbr	Community Name	Comm Number	Building Payments	Contents Payments	Total Payments	Average Payment	Losses	Properties
ST. JOHNS COUNTY	109	St. Augustine, City Of	125145	342,857.25	136,683.49	479,540.74	9,402.76	51	16
		St. Johns County *	125147	1,336,432.93	410,254.62	1,746,687.55	15,457.41	113	45
ST. LUCIE COUNTY	111	Fort Pierce, City Of	120286	7,823,569.61	2,148,441.22	9,972,010.83	39,415.06	253	121
		Port St. Lucie, City Of	120287	77,502.21	12,605.20	90,107.41	5,300.44	17	8
		St. Lucie County *	120285	16,828,771.88	2,106,764.31	18,935,536.19	55,205.64	343	140
		St. Lucie Village, Town Of	120288	396,475.05	75,143.53	471,618.58	36,278.35	13	6
SUMTER COUNTY	119	Sumter County *	120296	78,232.65	22,809.87	101,042.52	14,434.65	7	3
SUWANNEE COUNTY	121	Branford, Town Of	120301	54,244.69	3,098.51	57,343.20	5,213.02	11	4
		Live Oak, City Of	120334	91,985.51	5,494.96	97,480.47	6,498.70	15	6
		Suwannee County*	120300	674,090.45	99,494.03	773,584.48	18,867.91	41	16
TAYLOR COUNTY	123	Taylor County*	120302	1,027,800.42	179,822.64	1,207,623.06	16,319.23	74	30
UNION COUNTY	125	Lake Butler, City Of	120595	44,455.65	28,700.00	73,155.65	24,385.22	3	1
VOLUSIA COUNTY	127	Daytona Beach Shores, City Of	125100	31,372.46	.00	31,372.46	15,686.23	2	1
		Daytona Beach, City Of	125099	747,208.44	99,917.37	847,125.81	22,895.29	37	17
		Debary, City Of	120672	176,073.44	23,829.36	199,902.80	49,975.70	4	2
		Deltona, City Of	120677	241,480.69	74,062.46	315,543.15	39,442.89	8	3
		Edgewater, City Of	120308	50,736.97	781.10	51,518.07	8,586.35	6	2
		Holly Hill, City Of	125112	56,566.91	149,156.03	205,722.94	15,824.84	13	6
		New Smyrna Beach, City Of	125132	1,341,958.39	143,799.01	1,485,757.40	18,571.97	80	31

		<u>Ormond Beach, City Of</u>	<u>125136</u>	159,270.28	47,097.70	206,367.98	7,370.28	28	11
		<u>Ponce Inlet, Town Of</u>	<u>120312</u>	124,250.32	55,205.77	179,456.09	44,864.02	4	2
		<u>Port Orange, City Of</u>	<u>120313</u>	591,747.67	119,251.90	710,999.57	20,314.27	35	17
		<u>South Daytona, City Of</u>	<u>120314</u>	437,902.31	227,351.57	665,253.88	21,459.80	31	14
		<u>Volusia County*</u>	<u>125155</u>	4,566,139.48	842,235.03	5,408,374.51	30,384.13	178	80
WAKULLA COUNTY	129	<u>St. Marks, Town Of</u>	<u>120316</u>	721,219.33	418,614.82	1,139,834.15	13,101.54	87	30
		<u>Wakulla County *</u>	<u>120315</u>	6,650,201.71	1,960,785.39	8,610,987.10	25,704.44	335	130
WALTON COUNTY	131	<u>Freeport, City Of</u>	<u>120319</u>	144,084.15	26,357.35	170,441.50	34,088.30	5	1
		<u>Walton County *</u>	<u>120317</u>	24,251,476.02	1,975,766.06	26,227,242.08	39,380.24	666	278
WASHINGTON COUNTY	133	<u>Caryville, Town Of</u>	<u>120321</u>	89,534.01	14,462.20	103,996.21	10,399.62	10	4
		<u>Chipley, City Of</u>	<u>120325</u>	50,800.99	.00	50,800.99	25,400.50	2	1
		<u>Washington County *</u>	<u>120407</u>	47,866.85	16,106.86	63,973.71	12,794.74	5	2
TOTAL				1,029,958,930.95	274,616,131.75	1,304,575,062.70	32,079.45	40,667	16,101

NOTE: THE DATA CONTAINED ON THIS REPORT CONTAINS REPETITIVE LOSS PROPERTIES AS WELL AS MITIGATED PROPERTIES (PROPERTIES THAT ARE NO LONGER REPETITIVE).